

PPI Detailed Report

Data for June 2023



U.S. Department of Labor

U.S. Bureau of Labor Statistics

A blue-tinted composite image. The background shows a large industrial machine with sparks flying from a welding point. In the foreground, a man and a woman are sitting at a desk, looking at a laptop and some papers. The overall scene represents the intersection of industry and business.

**Mining • Manufacturing • Services
Agriculture • Utilities • Construction**

PPI Detailed Report

Data for June 2023

Editors

Joseph Kowal
Gabriel Vera
Timothy Schermerhorn
Nachelle Jackson

Vol. 27, No. 6

Contents

	<i>Page</i>
Producer Price Indexes, June 2023	1
Resampling of Industries	6
Charts	
Final demand	7
Processed goods for intermediate demand	8
Unprocessed goods for intermediate demand	9
Services for intermediate demand	10
Tables	
Producer Price Indexes	
1. Final demand – intermediate demand weights and percent changes, seasonally adjusted	11
2. Selected commodity groupings percent changes by final demand – intermediate demand category	17
3. Final demand – intermediate demand indexes, seasonally adjusted	27
4. Final demand – intermediate demand weights and percent changes, not seasonally adjusted	33
5. Final demand – intermediate demand indexes, not seasonally adjusted	39
6. Selected commodity and service groupings percent changes, not seasonally adjusted	45
7. Commodity and service groupings and individual items, percent changes, not seasonally adjusted	47
8. Commodity and service groupings and individual items, indexes and percent changes, seasonally adjusted	106
9. Commodity and service groupings and individual items indexes, not seasonally adjusted	130
10. Net output of selected industries and industry groups, indexes and percent changes.....	186
11. Net output of selected industries and their products indexes	188
12. Net output of selected industries and their products, percent changes	258
13. Special commodity groupings	331
14. Net inputs to industries, excluding capital investment, labor, and imports	333
15. Industry and industry-classified product indexes recoded, effective June 2023	338
16. New industry and industry-classified product indexes introduced into the Producer Price Index, effective June 2023	339
17. Industry and industry-classified product indexes deleted from the Producer Price Index, effective June 2023	340
18. Commodity-based product indexes, recoded, effective June 2023	341
19. Commodity-based product indexes introduced into the Producer Price Index, effective June 2023.....	342
20. Commodity-based product indexes deleted from the Producer Price Index, effective June 2023	343
Technical note	344

Producer Price Index Release Dates

The following is the schedule of release dates for Producer Price Index data in 2023. News releases are issued at 8:30 a.m. eastern time on each release date.

Reference Month	Release Date
December 2022	Jan. 18, 2023
January 2023	Feb. 16, 2023
February 2023	Mar. 15, 2023
March 2023	Apr. 13, 2023
April 2023	May 11, 2023
May 2023	Jun. 14, 2023
June 2023	Jul. 13, 2023
July 2023	Aug. 11, 2023
August 2023	Sep. 14, 2023
September 2023	Oct. 11, 2023
October 2023	Nov. 15, 2023
November 2023	Dec. 13, 2023

Producer Price Indexes – June 2023

The Producer Price Index for final demand increased 0.1 percent in June, seasonally adjusted. Final demand prices declined 0.4 percent in May and edged up 0.1 percent in April. (See table A.) On an unadjusted basis, the index for final demand advanced 0.1 percent for the 12 months ended in June.

In June, the increase in final demand prices can be traced to a 0.2-percent rise in the index for final demand services. Prices for final demand goods were unchanged.

The index for final demand less foods, energy, and trade services moved up 0.1 percent in June after no change in May. For the 12 months ended in June, prices for final demand less foods, energy, and trade services advanced 2.6 percent.

Final Demand

Final demand services: The index for final demand services increased 0.2 percent in June, the same as in May. Leading the June advance, prices for final demand services less trade, transportation, and warehousing moved up 0.3 percent. Margins for final demand trade services rose 0.2 percent. (Trade indexes measure changes in margins received by wholesalers and retailers.) In contrast, the index for final demand transportation and warehousing services decreased 0.9 percent.

Product detail: A 5.4-percent advance in the index for deposit services (partial) was a major factor in the June increase in prices for final demand services. The indexes for food and alcohol retailing, traveler accommodation services, insurance, hospital inpatient care, and airline passenger services also moved higher. Conversely, prices for truck transportation of freight declined 2.1 percent. The indexes for food and alcohol wholesaling and for residential real estate loans (partial) also fell. (See table 2.)

Final demand goods: Prices for final demand goods were unchanged in June after decreasing 1.6 percent in May. In June, a 0.7-percent rise in the index for final demand energy offset falling prices for final demand goods less foods and energy and for final demand foods, which declined 0.2 percent and 0.1 percent, respectively.

Product detail: Within the index for final demand goods in June, prices for gasoline rose 3.4 percent. The indexes for electric power; beef and veal; chicken eggs; and medical, surgical, and personal aid devices also moved higher. In contrast, prices for iron and steel scrap dropped 10.8 percent.

The indexes for diesel fuel, oilseeds, industrial chemicals, and residual fuels also decreased.

Intermediate Demand by Commodity Type

Within intermediate demand in June, the index for processed goods fell 0.6 percent, prices for unprocessed goods decreased 2.1 percent, and the index for services was unchanged. (See tables B and C.)

Processed goods for intermediate demand: Prices for processed goods for intermediate demand moved down 0.6 percent in June, the fifth consecutive decline. Over half of the broad-based decrease in June can be traced to the index for processed materials less foods and energy, which fell 0.4 percent. Prices for processed energy goods and for processed foods and feeds also moved lower, declining 0.9 percent and 1.0 percent, respectively. For the 12 months ended in June, the index for processed goods for intermediate demand fell 9.4 percent, the largest 12-month decrease since dropping 12.0 percent in September 2009.

Product detail: In June, a major factor in the decline in prices for processed goods for intermediate demand was the index for industrial chemicals, which fell 3.5 percent. Prices for diesel fuel, plastic resins and materials, fats and oils, utility natural gas, and residual fuels also decreased. Conversely, the index for gasoline rose 3.4 percent. Prices for beef and veal and for cold rolled steel sheet and strip also advanced.

Unprocessed goods for intermediate demand: The index for unprocessed goods for intermediate demand moved down 2.1 percent in June after dropping 5.0 percent in May. Leading the June decline, prices for unprocessed energy materials decreased 5.0 percent. The index for unprocessed nonfood materials less energy moved down 2.4 percent. In contrast, prices for unprocessed foodstuffs and feedstuffs increased 0.9 percent. For the 12 months ended in June, the index for unprocessed goods for intermediate demand declined 32.2 percent, the largest 12-month decrease since dropping 35.0 percent in August 2009.

Product detail: Nearly three-quarters of the June decline in the index for unprocessed goods for intermediate demand is attributable to prices for crude petroleum, which fell 5.9 percent. The indexes for iron and steel scrap, raw milk, natural gas, oilseeds, and nonferrous metal ores also moved lower. Conversely, prices for slaughter steers and heifers advanced 8.3 percent. The indexes for coal and for construction sand, gravel, and crushed stone also rose.

Chart 1. One-month percent changes in selected PPI final demand price indexes, seasonally adjusted

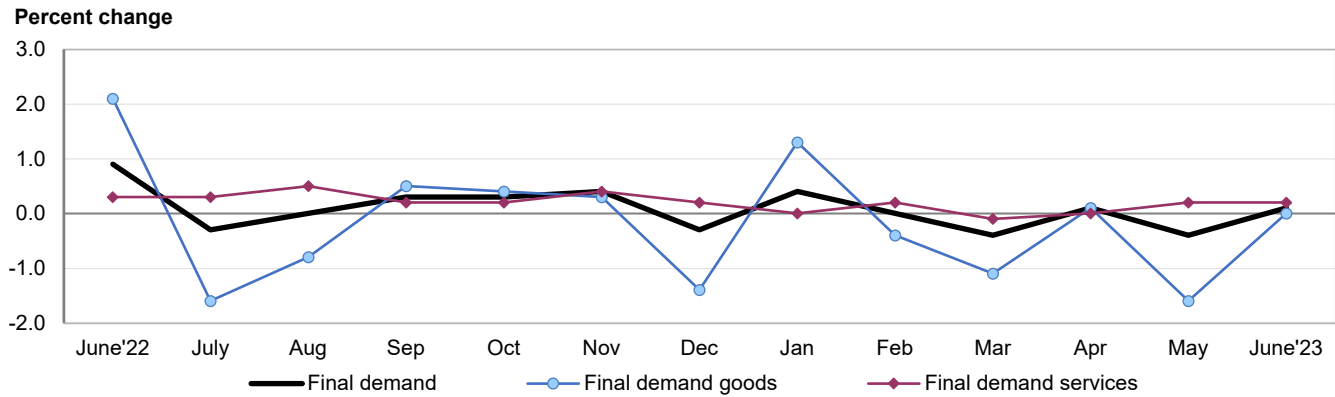


Chart 2. Twelve-month percent changes in selected PPI final demand price indexes, not seasonally adjusted

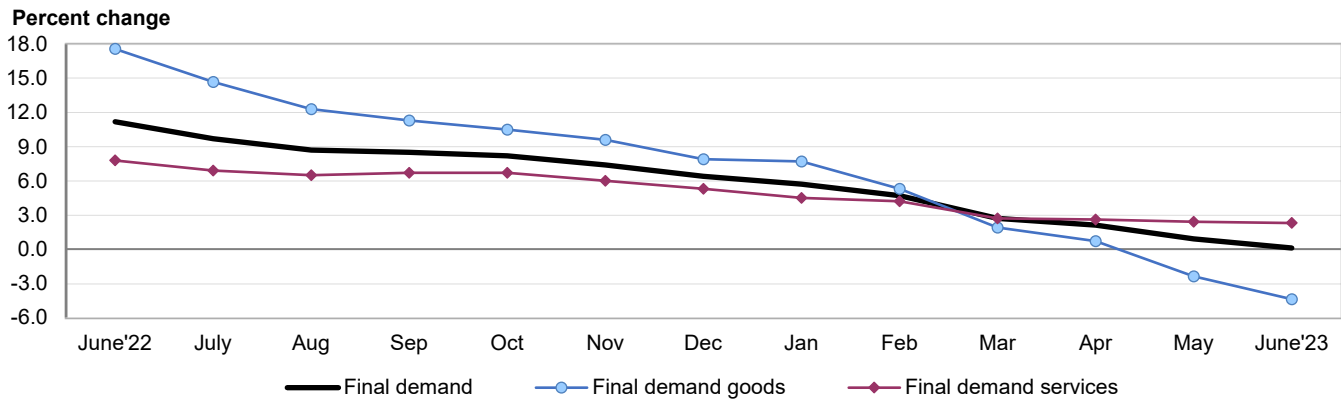


Table A. Monthly and 12-month percent changes in selected final demand price indexes, seasonally adjusted

Month	Total final demand	Final demand less foods, energy, and trade	Final demand goods				Final demand services				Change in final demand from 12 months ago (unadj.)	Change in final demand less foods, energy, and trade from 12 mo. ago (unadj.)
			Total	Foods	Energy	Less foods and energy	Total	Trade	Transportation and warehousing	Other		
2022												
June...	0.9	0.3	2.1	-0.1	8.4	0.5	0.3	0.5	0.8	0.1	11.2	6.4
July...	-0.3	0.2	-1.6	1.3	-8.3	0.2	0.3	0.8	-0.3	0.1	9.7	5.8
Aug...	0.0	0.2	-0.8	-0.2	-4.4	0.2	0.5	1.0	-1.1	0.4	8.7	5.6
Sept...	0.3	0.3	0.5	1.5	1.0	0.0	0.2	-0.3	-0.2	0.5	8.5	5.6
Oct....	0.3	0.2	0.4	0.7	1.5	0.0	0.2	0.2	0.0	0.2	8.2	5.5
Nov...	0.4	0.4	0.3	3.3	-2.3	0.3	0.4	0.5	-0.4	0.5	7.4	4.9
Dec...	-0.3	0.2	-1.4	-0.9	-6.3	0.1	0.2	0.3	0.0	0.2	6.4	4.7
2023												
Jan. . .	0.4	0.5	1.3	-1.3	5.4	0.6	0.0	-0.8	-0.5	0.5	5.7	4.4
Feb. ¹ ..	0.0	0.3	-0.4	-2.3	-0.8	0.3	0.2	-0.2	-0.8	0.4	4.7	4.5
Mar. ¹ ..	-0.4	0.1	-1.1	0.2	-6.1	0.2	-0.1	-0.6	-0.7	0.2	2.7	3.7
Apr. ¹ ..	0.1	0.1	0.1	-0.4	0.5	0.2	0.0	-0.2	-2.4	0.4	2.1	3.3
May ¹ ..	-0.4	0.0	-1.6	-1.4	-6.8	0.1	0.2	0.7	-0.5	0.0	0.9	2.8
June...	0.1	0.1	0.0	-0.1	0.7	-0.2	0.2	0.2	-0.9	0.3	0.1	2.6

¹ Some of the figures shown above and elsewhere in this release may differ from those previously reported because data for February 2023 through May 2023 have been revised to reflect the availability of late reports and corrections by respondents.

Table B. Monthly and 12-month percent changes in selected intermediate demand price indexes for goods by commodity type, seasonally adjusted

Month	Processed goods for intermediate demand					Unprocessed goods for intermediate demand				
	Total	Foods and feeds	Energy goods	Less foods and energy	Total, change from 12 months ago (unadj.)	Total	Food-stuffs and feed-stuffs	Energy materials	Nonfood materials less energy	Total, change from 12 months ago (unadj.)
2022										
June.....	1.9	0.1	8.4	0.1	21.9	4.8	-0.7	11.1	-1.8	50.3
July.....	-2.1	0.5	-8.0	-0.4	17.2	-8.8	-1.1	-14.2	-5.9	32.5
Aug.....	-1.2	-0.2	-3.7	-0.6	14.3	4.8	-0.9	10.9	0.5	36.9
Sept.....	-0.1	-0.1	2.0	-0.8	12.9	-3.1	1.3	-6.6	-0.6	29.2
Oct.....	-0.2	-0.2	1.5	-0.8	10.1	-9.7	-0.7	-18.1	-4.1	9.3
Nov.....	-0.5	0.8	-1.9	-0.2	7.6	-3.1	0.0	-6.7	-0.7	3.5
Dec.....	-2.5	-0.6	-9.8	-0.4	4.8	1.5	-0.2	5.2	-1.7	10.7
2023										
Jan.....	1.1	0.2	4.9	0.1	3.9	-4.7	-5.8	-7.0	2.1	2.8
Feb. ¹	-0.4	-2.1	-1.6	0.2	2.1	-4.9	-1.0	-10.9	0.3	-10.4
Mar. ¹	-1.0	-0.2	-3.9	-0.2	-1.0	-4.7	-0.7	-11.1	-0.9	-16.8
Apr. ¹	-0.5	-1.1	-3.1	0.3	-3.4	1.8	-1.5	5.7	1.7	-19.7
May ¹	-1.5	-2.1	-6.9	0.0	-7.2	-5.0	-4.6	-7.0	-2.6	-27.6
June.....	-0.6	-1.0	-0.9	-0.4	-9.4	-2.1	0.9	-5.0	-2.4	-32.2

¹ Some of the figures shown above and elsewhere in this release may differ from those previously reported because data for February 2023 through May 2023 have been revised to reflect the availability of late reports and corrections by respondents.

Services for intermediate demand: The index for services for intermediate demand was unchanged in June after rising 0.3 percent in May. In June, prices for services less trade, transportation, and warehousing for intermediate demand inched up 0.1 percent. Offsetting this increase, the index for transportation and warehousing services for intermediate demand declined 0.4 percent, and margins for trade services for intermediate demand edged down 0.1 percent. For the 12 months ended in June, prices for services for intermediate demand advanced 4.4 percent.

Product detail: Within services for intermediate demand in June, prices for deposit services (partial) advanced 5.4 percent. The indexes for gross rents for retail properties, insurance, chemicals and allied products wholesaling, and arrangement of freight and cargo transportation also moved higher. In contrast, prices for truck transportation of freight fell 2.1 percent. The indexes for business loans (partial), food and alcohol wholesaling, gross rents for office buildings, and staffing services also decreased.

Table C. Monthly and 12-month percent changes in selected intermediate demand price indexes for services by commodity type, seasonally adjusted

Month	Services for intermediate demand				Total, change from 12 months ago (unadj.)
	Total	Trade	Transportation and warehousing	Other	
2022					
June.....	-0.3	-0.5	0.1	-0.3	6.3
July.....	0.3	0.2	1.1	0.1	5.9
Aug.....	0.6	-0.9	-0.3	1.3	6.0
Sept.....	0.5	0.1	-0.4	0.8	6.2
Oct.....	0.4	0.0	0.6	0.5	6.7
Nov.....	0.8	0.9	-1.3	1.2	6.9
Dec.....	0.0	-1.3	0.0	0.4	6.0
2023					
Jan.....	1.0	0.8	0.5	1.1	6.3
Feb. ¹	0.3	-0.7	0.0	0.7	6.2
Mar. ¹	-0.3	1.0	-0.9	-0.5	4.6
Apr. ¹	0.7	1.2	-1.1	1.0	4.5
May ¹	0.3	0.4	-0.6	0.4	4.1
June.....	0.0	-0.1	-0.4	0.1	4.4

¹ Some of the figures shown above and elsewhere in this release may differ from those previously reported because data for February 2023 through May 2023 have been revised to reflect the availability of late reports and corrections by respondents.

Intermediate Demand by Production Flow

Stage 4 intermediate demand: The index for stage 4 intermediate demand was unchanged in June after moving down 0.1 percent in May. In June, prices for both total goods inputs and for total services inputs to stage 4 intermediate demand also were unchanged. (See table D.) Increases in the indexes for gross rents for retail properties, gasoline, deposit services (partial), insurance, and chemicals and allied products wholesaling offset declines in the indexes for business loans (partial), food and alcohol wholesaling, gross rents for office buildings, diesel fuel, and machinery and equipment parts and supplies wholesaling. For the 12 months ended in June, prices for stage 4 intermediate demand advanced 1.4 percent.

Stage 3 intermediate demand: The index for stage 3 intermediate demand fell 0.2 percent in June, the fifth consecutive decrease. In June, prices for total goods inputs to stage 3 intermediate demand declined 0.3 percent, and the index for total services inputs inched down 0.1 percent. Lower prices for raw milk, diesel fuel, industrial chemicals, business loans (partial), slaughter poultry, and cable network advertising time sales outweighed increases in the indexes for slaughter steers and heifers, slaughter hogs, and arrangement of freight and cargo transportation. For the 12 months ended in June, prices for stage 3 intermediate demand fell 7.5 percent, the largest 12-month decrease since dropping 8.1 percent in May 2020.

Stage 2 intermediate demand: The index for stage 2 intermediate demand declined 1.4 percent in June after falling 1.2 percent in May. In June, prices for total goods inputs to stage 2 intermediate demand moved down 3.2 percent, and the index for total services inputs decreased 0.2 percent. Lower prices for crude petroleum, gas fuels, business loans (partial), industrial chemicals, oilseeds, and iron and steel scrap outweighed advances in the indexes for deposit services (partial), arrangement of freight and cargo transportation, and coal. For the 12 months ended in June, prices for stage 2 intermediate demand declined 13.4 percent, the largest 12-month decrease since dropping 13.5 percent in April 2015.

Stage 1 intermediate demand: The index for stage 1 intermediate demand moved down 0.2 percent in June, the fifth straight decline. In June, prices for total goods inputs to stage 1 intermediate demand fell 0.8 percent. Conversely, the index for total services inputs advanced 0.3 percent. Decreasing prices for diesel fuel, industrial chemicals, iron and steel scrap, residual fuels, truck transportation of freight, and fats and oils outweighed increases in the indexes for gross rents for retail properties, traveler accommodation services, and corn. For the 12 months ended in June, prices for stage 1 intermediate demand declined 4.7 percent, the largest 12-month decrease since dropping 5.8 percent in June 2020.

Table D. Monthly percent changes in selected intermediate demand price indexes by production flow, seasonally adjusted

Month	Stage 4 intermediate demand			Stage 3 intermediate demand			Stage 2 intermediate demand			Stage 1 intermediate demand		
	Total	Goods inputs	Ser-vices inputs	Total	Goods inputs	Ser-vices inputs	Total	Goods inputs	Ser-vices inputs	Total	Goods inputs	Ser-vices inputs
2022												
June.....	0.3	1.0	-0.3	0.5	1.4	-0.5	2.9	5.3	0.1	1.0	2.4	-0.6
July.....	-0.4	-0.8	0.0	-1.2	-2.6	0.4	-4.1	-8.2	0.9	-1.6	-2.8	-0.3
Aug.....	0.3	0.0	0.6	-1.3	-2.6	0.1	3.0	4.8	1.2	-0.4	-1.2	0.5
Sept.....	0.4	0.1	0.7	0.0	-0.1	0.1	-1.9	-4.0	0.3	0.3	0.3	0.2
Oct.....	0.1	-0.1	0.2	-0.1	-0.6	0.5	-4.7	-9.8	0.8	0.1	-0.2	0.4
Nov.....	0.4	-0.2	1.0	-0.4	-1.1	0.3	-1.0	-2.9	0.8	0.1	-0.6	0.9
Dec.....	-0.4	-0.7	0.0	-2.0	-3.8	0.0	1.0	1.5	0.6	-1.8	-3.0	-0.4
2023												
Jan.....	1.0	0.8	1.2	0.2	-0.5	0.9	-0.9	-2.9	0.9	0.7	0.8	0.7
Feb. ¹	0.0	-0.1	0.2	-0.2	-0.6	0.1	-1.4	-4.6	1.2	-0.3	-0.4	-0.2
Mar. ¹	-0.2	-0.5	0.0	-0.7	-1.1	-0.4	-2.5	-4.9	-0.7	-0.4	-1.0	0.2
Apr. ¹	0.3	-0.2	0.8	-0.2	-1.2	0.7	1.2	1.9	0.8	-0.1	-0.7	0.6
May ¹	-0.1	-0.6	0.3	-1.3	-2.9	0.1	-1.2	-3.7	0.6	-0.9	-1.8	0.0
June.....	0.0	0.0	0.0	-0.2	-0.3	-0.1	-1.4	-3.2	-0.2	-0.2	-0.8	0.3

¹ Some of the figures shown above and elsewhere in this release may differ from those previously reported because data for February 2023 through May 2023 have been revised to reflect the availability of late reports and corrections by respondents.

Resampling of Industries – June 2023

Effective with this report, the Producer Price Index (PPI) includes data for 10 resampled industries classified according to the 2022 North American Industry Classification System (NAICS). The Bureau of Labor Statistics periodically updates the sample of producers providing data for the PPI to reflect current conditions more accurately when the structure, membership, technology, or product mix of an industry shifts.

The first results of this systematic process were published in July 1986. Subsequent efforts have been completed at regular intervals.

For information on index additions, deletions, and recodes effective June 2023, see tables 15 through 20 of this report, or contact the PPI Section of Index Analysis and Public Information at ppi-info@bls.gov or (202) 691-7705.

<i>NAICS Code</i>	<i>Industry</i>
213118	Support activities for metal and nonmetallic minerals mining*
236221	New warehouse building construction
321215	Engineered wood member manufacturing
327310	Cement manufacturing
327410	Lime manufacturing

<i>NAICS Code</i>	<i>Industry</i>
331318	Other aluminum rolling, drawing, and extruding
333120	Construction machinery manufacturing
333310	Commercial and service industry machinery manufacturing
337214	Office furniture, except wood, manufacturing
621512	Diagnostic imaging centers

* PPI-constructed NAICS code 213118 combines data formerly included under NAICS 213114 (Support activities for metal mining) and NAICS 213115 (Support activities for nonmetallic minerals, except fuels, mining).

Chart 1. The Final Demand Index and its component indexes, January 2019 through June 2023, 12-month percentage changes

Percent change

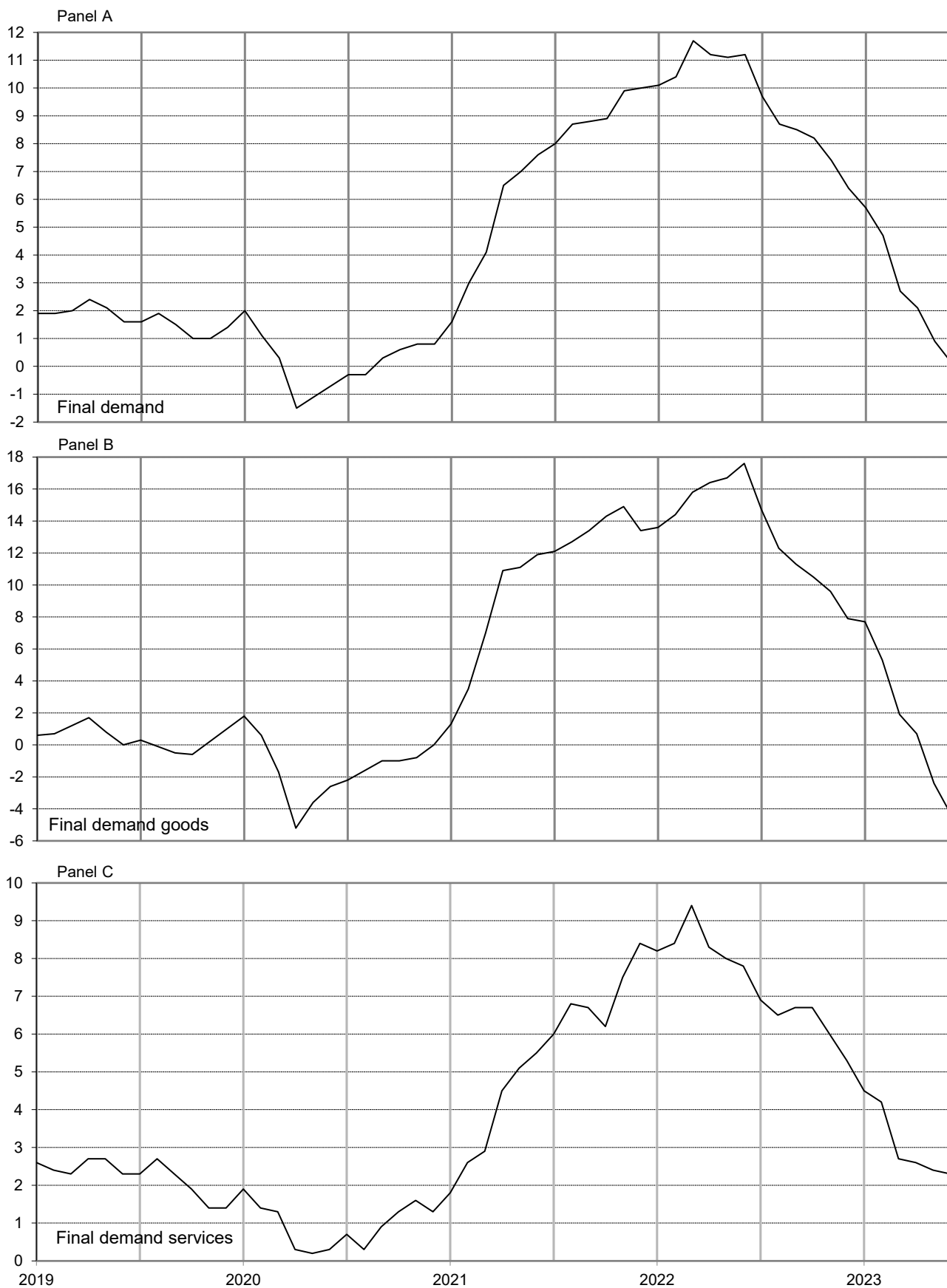


Chart 2. The Processed Goods for Intermediate Demand Index and its component indexes, January 2019 through June 2023, 12-month percentage changes

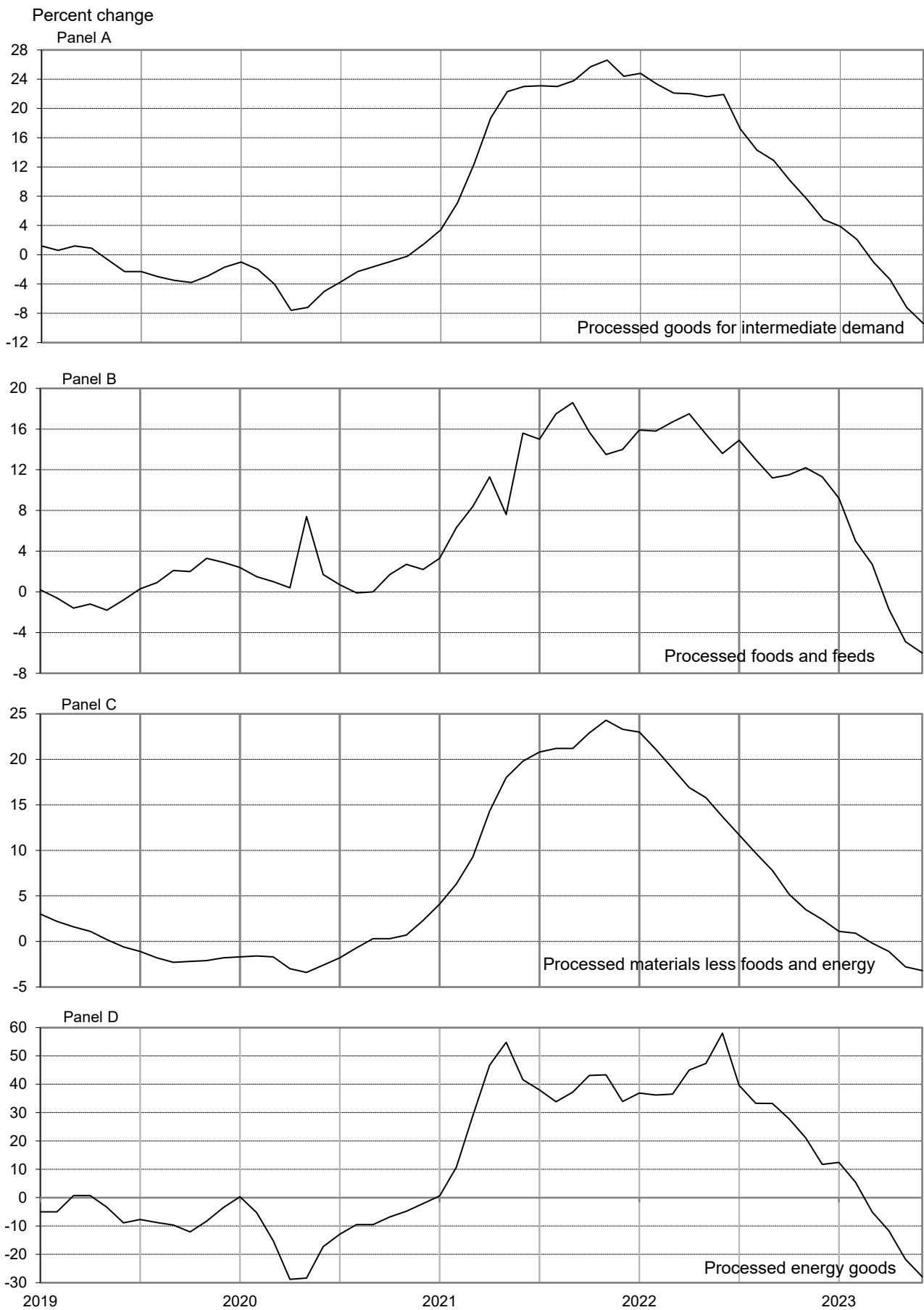


Chart 3. The Unprocessed Goods for Intermediate Demand Index and its component indexes, January 2019 through June 2023, 12-month percentage changes

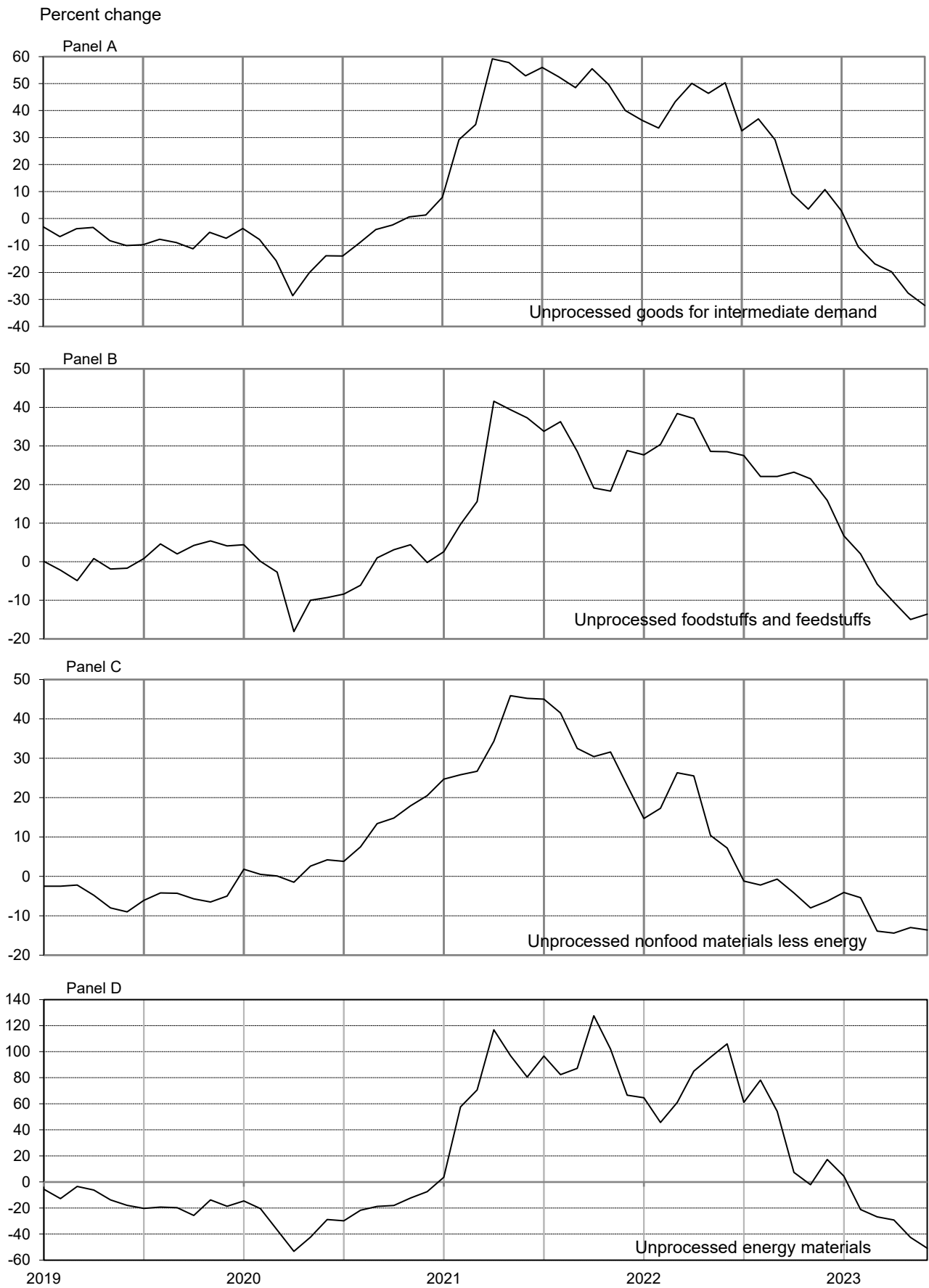
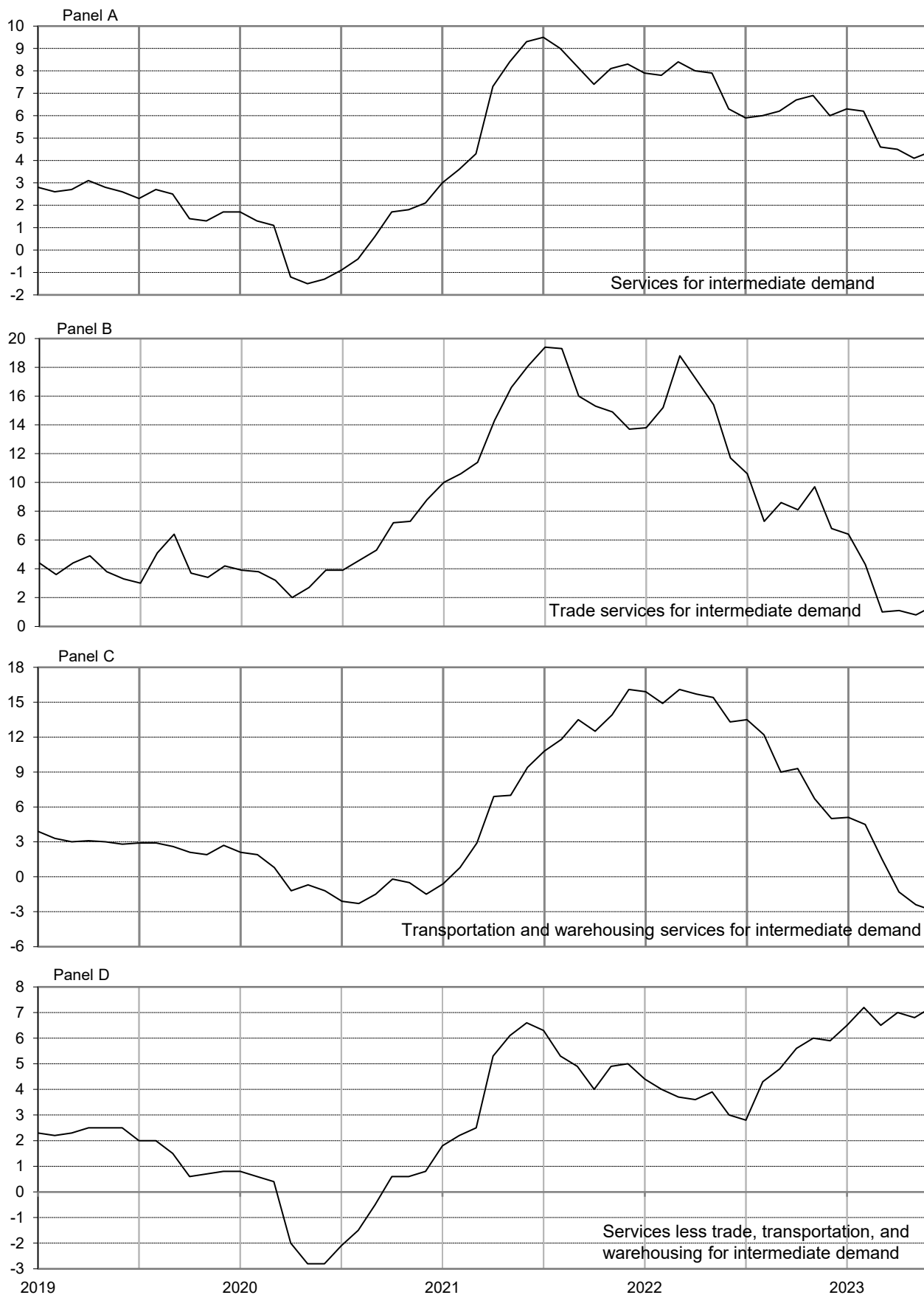


Chart 4. The Services for Intermediate Demand Index and its component indexes, January 2019 through June 2023, 12-month percentage changes

Percent change



Source: U.S. Bureau of Labor Statistics, Producer Price Index Program

Table 1. Producer price index percentage changes and weights for Final Demand-Intermediate Demand groupings, seasonally adjusted
[June 2023]

Grouping	Commodity code		Relative Importance Dec. 2022 ¹	Unadjusted 12-month percent change ² June 2022 to June 2023 ^P	Seasonally adjusted 1-month percent change ²				
	Group code	Item code			Jan. to Feb.	Feb. to Mar. ^P	Mar. to Apr. ^P	Apr. to May ^P	May to June ^P
Final Demand									
Final demand.....	FD	4	100.000	0.1	0.0	-0.4	0.1	-0.4	0.1
Final demand goods.....	FD	41	30.653	-4.4	-0.4	-1.1	0.1	-1.6	0.0
Final demand foods.....	FD	411	5.940	0.2	-2.3	0.2	-0.4	-1.4	-0.1
Finished consumer foods ³	FD	4111	4.511	2.2	-2.7	0.7	-0.5	-1.3	0.3
Finished consumer foods, crude.....	FD	41113	0.606	-2.3	-18.8	4.0	2.1	-16.3	2.1
Finished consumer foods, processed.....	FD	41112	3.905	2.0	-0.6	0.4	-0.8	0.3	0.1
Government purchased foods.....	FD	4112	0.406	0.0	-1.4	0.3	-1.0	-0.4	0.0
Foods for export.....	FD	4113	1.023	-8.7	-1.2	-1.9	0.1	-2.1	-1.8
Final demand energy.....	FD	412	5.853	-23.9	-0.8	-6.1	0.5	-6.8	0.7
Finished consumer energy goods ³	FD	4121	4.451	-20.6	0.0	-6.6	2.1	-6.6	1.2
Government purchased energy.....	FD	4122	0.942	-32.8	-3.2	-4.9	-4.6	-8.0	-0.9
Energy for export.....	FD	4123	0.460	-37.8	-3.8	-2.2	-5.2	-6.8	-1.8
Final demand goods less foods and energy.....	FD	413	18.859	2.0	0.3	0.2	0.2	0.1	-0.2
Finished goods less foods and energy ³	FD	4131	10.768	4.3	0.3	0.3	0.1	0.3	0.1
Finished consumer goods less foods and energy.....	FD	41311	5.731	4.1	0.4	0.3	0.0	0.3	0.0
Nondurable consumer goods less foods and energy.....	FD	413111	3.441	5.0	0.7	0.3	0.1	0.3	0.1
Durable consumer goods.....	FD	413112	2.290	2.7	0.1	0.2	-0.1	0.2	0.0
Private capital equipment.....	FD	41312	5.037	4.5	0.2	0.4	0.1	0.3	0.1
Private capital equipment for manufacturing industries.....	FD	413121	1.222	5.3	0.3	0.4	0.1	0.5	0.2
Private capital equipment for nonmanufacturing industries.....	FD	413122	3.815	4.2	0.2	0.4	0.1	0.3	0.1
Government purchased goods, excluding foods and energy.....	FD	4132	1.967	0.9	0.2	0.0	0.0	-0.1	-0.2
Government purchased goods excluding foods, energy, and capital equipment.....	FD	41321	1.160	0.1	0.2	-0.2	0.0	-0.3	-0.4
Government purchased capital equipment.....	FD	41322	0.807	2.0	0.2	0.3	0.0	0.1	0.2
Goods for export, excluding foods and energy.....	FD	4133	6.124	-1.5	0.4	0.1	0.4	-0.3	-0.6
Final demand services.....	FD	42	66.677	2.3	0.2	-0.1	0.0	0.2	0.2
Final demand trade services ⁴	FD	423	19.700	1.5	-0.2	-0.6	-0.2	0.7	0.2
Trade of finished goods ³	FD	4231	17.049	1.5	-0.1	-0.7	-0.2	0.7	0.3
Trade of personal consumption goods.....	FD	42311	13.855	2.5	0.0	-0.9	0.4	0.9	0.3
Trade of private capital equipment.....	FD	42312	3.194	-2.7	-0.5	0.3	-2.6	-0.2	0.2
Trade of government purchased goods.....	FD	4232	0.750	1.1	-0.3	-0.4	0.1	0.3	-0.4
Trade of government purchased goods, excluding capital equipment.....	FD	42321	0.457	2.3	-0.4	0.0	2.1	0.4	-0.7
Trade of government purchased capital equipment.....	FD	42322	0.293	-1.0	-0.2	-0.9	-3.3	0.1	0.0
Trade of exports.....	FD	4233	1.901	1.7	-0.7	0.5	-0.2	0.5	-0.2
Final demand transportation and warehousing services.....	FD	422	5.213	-7.7	-0.8	-0.7	-2.4	-0.5	-0.9
Transportation of passengers for final demand.....	FD	4221	1.275	-1.1	-1.2	1.3	-3.0	-0.8	1.1
Transportation of private passengers.....	FD	42211	0.860	-1.1	-1.2	1.3	-3.0	-0.8	1.1
Transportation of government passengers.....	FD	42212	0.103	-1.1	-1.2	1.3	-3.0	-0.8	1.1
Transportation of passengers for export.....	FD	42213	0.312	-1.1	-1.2	1.3	-3.1	-0.8	1.1
Transportation and warehousing of goods for final demand.....	FD	4222	3.938	-9.8	-0.7	-1.4	-2.2	-0.4	-1.6
Transportation and warehousing of finished goods ³	FD	42221	2.567	-10.6	-0.7	-1.4	-2.4	-0.4	-1.7
Transportation and warehousing of personal consumption goods.....	FD	422211	2.063	-10.3	-0.7	-1.4	-2.4	-0.4	-1.7
Transportation and warehousing of private capital equipment.....	FD	422212	0.504	-11.9	-0.8	-1.5	-2.6	-0.5	-1.9
Transportation and warehousing of government purchased goods.....	FD	42222	0.233	-7.6	-0.4	-1.2	-2.0	-0.6	-1.5
Transportation and warehousing of exports.....	FD	42223	1.138	-8.4	-0.5	-1.3	-1.9	-0.3	-1.4
Final demand services less trade, transportation, and warehousing.....	FD	421	41.763	3.9	0.4	0.2	0.4	0.0	0.3
Finished services less trade, transportation, and warehousing ³	FD	4211	36.505	3.7	0.4	0.3	0.4	0.0	0.4
Finished consumer services less trade, transportation, and warehousing.....	FD	42111	32.158	3.7	0.4	0.3	0.5	-0.1	0.3
Private capital investment services less trade, transportation, and warehousing.....	FD	42112	4.347	3.1	0.0	0.3	-0.1	0.5	0.5
Government purchased services less trade, transportation, and warehousing.....	FD	4212	2.674	3.5	0.2	0.0	0.6	0.0	0.3
Gov. purchased services less trade, transportation, and warehousing, excl. capital investment.....	FD	42121	2.515	3.6	0.2	0.0	0.7	0.0	0.3
Government purchased capital investment services less trade, transportation, and warehousing.....	FD	42122	0.159	1.8	0.6	0.0	-0.5	0.3	0.7
Services for export less trade, transportation, and warehousing.....	FD	4213	2.584	8.3	1.7	-0.8	0.8	0.5	0.2
Final demand construction.....	FD	43	2.670	10.3	0.0	0.1	-0.2	0.1	0.0
Construction for private capital investment.....	FD	431	1.856	10.9	0.0	0.1	-0.2	0.1	0.0
Construction for government.....	FD	432	0.814	9.1	0.1	0.2	-0.3	0.1	0.0
Special Groupings of Final Demand									
Final demand less exports.....	FD	49101	86.458	0.5	0.0	-0.4	0.1	-0.4	0.2
Final demand less government.....	FD	49102	92.111	0.4	0.0	-0.4	0.1	-0.3	0.2

See footnotes at end of table.

Table 1. Producer price index percentage changes and weights for Final Demand-Intermediate Demand groupings, seasonally adjusted — Continued
[June 2023]

Grouping	Commodity code		Relative Importance Dec. 2022 ¹	Unadjusted 12-month percent change ² June 2022 to June 2023 ^P	Seasonally adjusted 1-month percent change ²				
	Group code	Item code			Jan. to Feb.	Feb. to Mar. ^P	Mar. to Apr. ^P	Apr. to May ^P	May to June ^P
Final demand less foods, food and nonalcoholic beverages for immediate consumption, and energy ⁵	FD	49103	87.791	2.4	0.2	0.0	0.1	0.1	0.1
Final demand less foods and energy ⁵	FD	49104	88.207	2.4	0.2	0.0	0.1	0.1	0.1
Final demand less foods and food and nonalcoholic beverages for immediate consumption ⁵	FD	49105	93.644	0.0	0.1	-0.5	0.1	-0.4	0.1
Final demand less foods ⁵	FD	49106	94.060	0.1	0.1	-0.4	0.1	-0.3	0.2
Final demand less energy.....	FD	49107	94.147	2.3	0.0	0.0	0.0	0.0	0.1
Final demand less trade services.....	FD	49108	80.300	-0.3	0.0	-0.3	0.1	-0.6	0.1
Final demand less distributive services ⁶	FD	49109	76.362	0.2	0.0	-0.3	0.2	-0.6	0.2
Final demand goods less energy.....	FD	49111	24.799	1.5	-0.3	0.2	0.0	-0.3	-0.2
Final demand goods less foods.....	FD	49112	24.712	-5.3	0.0	-1.4	0.2	-1.6	0.0
Final demand services less trade services.....	FD	49113	46.976	2.6	0.3	0.1	0.1	-0.1	0.2
Final demand distributive services ⁶	FD	49114	23.638	-0.3	-0.3	-0.7	-0.5	0.5	-0.1
Final demand goods plus final demand distributive services ⁶	FD	49115	54.290	-2.8	-0.3	-0.9	-0.2	-0.7	0.0
Final demand less foods, energy, and trade services ⁵	FD	49116	68.507	2.6	0.3	0.1	0.1	0.0	0.1
Private and government purchased capital equipment.....	FD	49117	5.844	4.1	0.2	0.4	0.1	0.3	0.1
Private and government purchased capital investment services.....	FD	49118	8.497	0.0	-0.2	0.2	-1.3	0.2	0.2
Total private and government purchased capital investment.....	FD	49119	14.341	2.7	0.0	0.2	-0.6	0.2	0.2
Total finished ³	FD	49201	78.567	0.9	0.0	-0.4	0.1	-0.3	0.3
Total finished less foods, food and nonalcoholic beverages for immediate consumption, and energy ^{3,5}	FD	49202	69.193	2.8	0.2	0.0	0.1	0.2	0.2
Total finished less foods and energy ^{3,5}	FD	49203	69.605	2.8	0.2	0.0	0.1	0.2	0.2
Total finished less foods and food and nonalcoholic beverages for immediate consumption ^{3,5}	FD	49204	73.644	0.7	0.1	-0.4	0.2	-0.3	0.3
Total finished less foods ^{3,5}	FD	49205	74.056	0.8	0.2	-0.4	0.2	-0.3	0.3
Total finished less energy ³	FD	49206	74.116	2.8	0.0	0.1	0.0	0.1	0.2
Finished goods ³	FD	49207	19.730	-3.1	-0.4	-1.3	0.4	-1.7	0.4
Finished goods less energy ³	FD	49208	15.279	3.6	-0.5	0.4	-0.1	-0.2	0.1
Finished goods, excluding foods ^{3,5}	FD	49209	15.219	-4.4	0.2	-1.9	0.7	-1.8	0.4
Finished services ³	FD	49210	56.981	2.3	0.1	-0.1	0.1	0.2	0.3
Private capital investment services.....	FD	49211	8.045	-0.1	-0.2	0.2	-1.2	0.2	0.2
Finished distributive services ^{3,6}	FD	49212	19.616	0.0	-0.2	-0.8	-0.5	0.6	0.0
Finished services less trade services ³	FD	49213	39.932	2.6	0.3	0.2	0.2	-0.1	0.2
Finished services less distributive services ^{3,6}	FD	49214	37.365	3.5	0.3	0.3	0.3	-0.1	0.4
Total private capital investment (goods, services, and construction).....	FD	49215	14.938	2.6	0.0	0.3	-0.7	0.2	0.2
Finished goods plus finished distributive services ^{3,6}	FD	49216	39.346	-1.7	-0.3	-1.1	0.0	-0.6	0.2
Total exports.....	FD	49301	13.542	-2.0	0.1	-0.4	-0.1	-0.4	-0.5
Goods for export.....	FD	49302	7.607	-5.1	-0.1	-0.3	0.0	-0.9	-0.8
Services for export.....	FD	49303	5.935	2.4	0.4	-0.4	-0.3	0.3	-0.2
Total government purchases.....	FD	49401	7.889	-3.2	-0.4	-0.6	-0.5	-1.0	-0.1
Government purchased goods.....	FD	49402	3.315	-10.2	-1.0	-1.4	-1.4	-2.3	-0.3
Government purchased services.....	FD	49403	3.760	2.2	0.0	-0.1	0.2	0.0	0.1
Total government purchased capital investment (goods, services, construction).....	FD	49404	2.073	4.1	0.1	0.1	-0.6	0.1	0.1
Government purchases, defense.....	FD	49405	2.344	-5.3	-0.5	-0.5	-1.4	-1.2	0.1
Government purchases, non-defense.....	FD	49406	5.545	-2.4	-0.4	-0.7	-0.1	-0.9	-0.2
Personal consumption.....	FD	49501	63.629	0.5	0.0	-0.5	0.3	-0.4	0.3
Personal consumption goods (finished consumer goods).....	FD	49502	14.693	-5.6	-0.6	-1.9	0.5	-2.4	0.5
Personal consumption goods less energy.....	FD	49503	10.242	3.2	-0.9	0.5	-0.2	-0.4	0.1
Personal consumption goods less foods.....	FD	49504	10.182	-8.3	0.2	-2.9	1.0	-2.8	0.5
Personal consumption nondurable goods less foods.....	FD	49508	7.892	-10.7	0.3	-3.8	1.3	-3.7	0.7
Personal consumption services.....	FD	49505	48.936	2.7	0.2	-0.1	0.3	0.2	0.3
Personal consumption less trade services.....	FD	49506	49.774	-0.1	0.0	-0.4	0.3	-0.8	0.3
Personal consumption less distributive services ⁶	FD	49507	47.711	0.3	0.0	-0.4	0.4	-0.8	0.4
Personal consumption less foods and energy.....	FD	49510	54.667	2.9	0.2	-0.1	0.2	0.2	0.2
Personal consumption less foods, energy, and trade services ⁴	FD	49511	40.812	3.0	0.3	0.2	0.2	-0.1	0.2
Personal consumption less foods, energy, and distributive services ⁶	FD	49512	38.749	3.7	0.4	0.3	0.3	-0.1	0.3
Personal consumption goods plus personal consumption distributive services ⁶	FD	49509	30.611	-2.5	-0.4	-1.4	0.3	-0.8	0.2
Intermediate Demand by Commodity Type									
Processed goods									
Processed goods for intermediate demand.....	ID6	1	100.000	-9.4	-0.4	-1.0	-0.5	-1.5	-0.6
Materials and components for manufacturing.....	ID6	11	42.908	-6.3	0.0	-0.4	0.3	-0.2	-0.7
Materials for manufacturing.....	ID6	111	26.996	-10.8	-0.1	-0.8	0.3	-0.3	-1.2
Materials for food manufacturing.....	ID6	1111	4.432	-7.9	-2.3	0.0	-1.1	-2.5	-1.5
Materials for nondurable manufacturing.....	ID6	1112	12.302	-12.2	-0.2	-1.7	-0.1	-1.4	-1.8
Materials for durable manufacturing.....	ID6	1113	10.262	-10.2	1.0	-0.1	1.3	1.9	-0.4
Components for manufacturing.....	ID6	112	15.912	2.5	0.3	0.2	0.3	-0.1	0.0

See footnotes at end of table.

Table 1. Producer price index percentage changes and weights for Final Demand-Intermediate Demand groupings, seasonally adjusted — Continued
[June 2023]

Grouping	Commodity code		Relative Importance Dec. 2022 ¹	Unadjusted 12-month percent change ² June 2022 to June 2023 ^P	Seasonally adjusted 1-month percent change ²				
	Group code	Item code			Jan. to Feb.	Feb. to Mar. ^P	Mar. to Apr. ^P	Apr. to May ^P	May to June ^P
Components for nondurable manufacturing.....	ID6	1121	0.793	-0.8	0.1	-0.3	0.2	-0.3	-0.8
Components for durable manufacturing.....	ID6	1122	15.119	2.7	0.3	0.2	0.3	-0.1	0.1
Materials and components for construction.....	ID6	12	10.348	0.0	-0.1	0.4	0.1	-0.1	0.0
Materials for construction.....	ID6	121	4.574	-1.2	0.0	0.1	0.1	0.0	0.1
Components for construction.....	ID6	122	5.774	0.9	-0.2	0.6	0.1	-0.2	-0.2
Processed fuels and lubricants for intermediate demand.....	ID6	13	19.830	-27.9	-1.6	-3.9	-3.1	-6.9	-0.9
Processed fuels and lubricants to manufacturing industries.....	ID6	131	5.016	-20.2	-3.4	-0.7	-5.0	-4.4	-0.1
Processed fuels and lubricants to nonmanufacturing industries.....	ID6	132	14.814	-30.3	-1.0	-5.0	-2.5	-7.7	-1.1
Containers for intermediate demand.....	ID6	14	3.107	0.5	-0.3	-0.8	-0.2	0.4	-0.2
Supplies for intermediate demand.....	ID6	15	23.807	-0.1	-0.2	-0.1	-0.2	-0.4	-0.3
Supplies to manufacturing industries.....	ID6	151	3.173	0.0	0.1	0.0	0.0	-0.1	-0.3
Supplies to nonmanufacturing industries.....	ID6	152	20.634	-0.1	-0.2	-0.1	-0.2	-0.4	-0.3
Supplies to nonmanufacturing industries, feeds.....	ID6	1521	2.363	-6.1	-2.3	-1.3	-1.5	-2.6	-0.8
Supplies to nonmanufacturing industries, other than feeds.....	ID6	1522	18.271	0.6	0.1	0.1	0.0	-0.1	-0.2
Unprocessed goods									
Unprocessed goods for intermediate demand.....	ID6	2	100.000	-32.2	-4.9	-4.7	1.8	-5.0	-2.1
Unprocessed foodstuffs and feedstuffs.....	ID6	21	36.058	-13.6	-1.0	-0.7	-1.5	-4.6	0.9
Unprocessed nonfood materials.....	ID6	22	63.942	-40.5	-7.2	-7.2	4.0	-5.2	-3.9
Unprocessed nonfood materials except fuel.....	ID6	221	45.514	-29.1	1.8	-4.1	6.5	-6.4	-4.1
Unprocessed nonfood materials except fuel to manufacturing industries.....	ID6	2211	43.610	-30.5	1.9	-4.3	6.8	-6.7	-4.3
Unprocessed nonfood materials except fuel to nonmanufacturing industries.....	ID6	2212	1.904	-9.0	0.9	0.0	0.1	0.1	0.4
Unprocessed fuel.....	ID6	222	18.428	-67.8	-31.8	-20.0	-8.0	1.6	-2.9
Unprocessed fuel to manufacturing industries.....	ID6	2221	0.982	-28.7	-9.8	-7.9	1.6	1.6	0.5
Unprocessed fuel to nonmanufacturing industries.....	ID6	2222	17.446	-69.7	-33.3	-21.0	-8.9	1.6	-3.3
Services									
Services for intermediate demand.....	ID6	3	100.000	4.4	0.3	-0.3	0.7	0.3	0.0
Trade services for intermediate demand ⁴	ID6	33	18.127	1.4	-0.7	1.0	1.2	0.4	-0.1
Trade services for manufacturing industries.....	ID6	331	8.929	3.0	-0.8	2.0	1.0	0.3	-0.2
Trade services for nonmanufacturing industries.....	ID6	332	9.198	-0.2	-0.7	0.0	1.3	0.5	-0.1
Transportation and warehousing services for intermediate demand.....	ID6	32	14.516	-2.9	0.0	-0.9	-1.1	-0.6	-0.4
Transportation of passengers for intermediate demand.....	ID6	321	1.069	-1.1	-1.2	1.3	-3.0	-0.8	1.1
Transportation of passengers for manufacturing industries.....	ID6	3211	0.127	-1.1	-1.2	1.3	-3.1	-0.8	1.1
Transportation of passengers for nonmanufacturing industries.....	ID6	3212	0.942	-1.1	-1.2	1.3	-3.0	-0.8	1.1
Transportation and warehousing of goods for intermediate demand.....	ID6	322	13.447	-3.0	0.0	-1.1	-0.9	-0.5	-0.5
Transportation and warehousing of goods for manufacturing industries.....	ID6	3221	2.941	-6.6	-0.4	-1.1	-1.7	-0.3	-1.3
Transportation and warehousing of goods for nonmanufacturing industries.....	ID6	3222	10.506	-2.0	0.2	-1.1	-0.7	-0.6	-0.3
Services less trade, transportation, and warehousing for intermediate demand.....	ID6	31	67.357	7.2	0.7	-0.5	1.0	0.4	0.1
Services less trade, transportation, and warehousing for manufacturing industries.....	ID6	311	2.068	4.1	0.3	0.2	0.5	0.1	-0.2
Services less trade, transportation, and warehousing for nonmanufacturing industries.....	ID6	312	65.288	7.3	0.7	-0.6	1.0	0.4	0.1
Construction									
Construction for intermediate demand.....	ID6	4	100.000	2.5	0.2	0.4	0.1	1.4	0.1
Special Groupings of Intermediate Demand by Commodity Type									
Processed materials less foods and feeds.....	ID6	9111	90.968	-9.7	-0.2	-1.1	-0.5	-1.5	-0.5
Processed foods and feeds.....	ID6	9112	9.032	-6.0	-2.1	-0.2	-1.1	-2.1	-1.0
Processed energy goods.....	ID6	9113	19.830	-27.9	-1.6	-3.9	-3.1	-6.9	-0.9
Processed materials less energy.....	ID6	9118	80.170	-3.5	-0.1	-0.2	0.1	-0.2	-0.5
Processed materials less foods and energy.....	ID6	9115	71.138	-3.2	0.2	-0.2	0.3	0.0	-0.4
Intermediate distributive services ⁷	ID6	9116	31.574	-0.5	-0.4	0.1	0.3	0.0	-0.3
Processed goods plus intermediate distributive services.....	ID6	9117	-	-6.9	-0.4	-0.7	-0.3	-1.1	-0.5
Unprocessed materials less agricultural products.....	ID6	9211	58.389	-41.9	-7.7	-7.2	4.3	-5.2	-4.6
Unprocessed energy materials ⁸	ID6	9212	43.623	-50.9	-10.9	-11.1	5.7	-7.0	-5.0
Unprocessed materials less energy.....	ID6	9213	56.377	-13.6	-0.5	-0.8	-0.3	-3.9	-0.4
Unprocessed nonfood materials less energy ⁹	ID6	9216	20.319	-13.6	0.3	-0.9	1.7	-2.6	-2.4
Intermediate Demand by Production Flow									
Stage 4 Intermediate Demand									
Stage 4 intermediate demand.....	ID5	4	100.000	1.4	0.0	-0.2	0.3	-0.1	0.0
Inputs to stage 4 goods producers.....	ID5	41	30.237	-0.3	-0.1	0.3	0.0	0.0	-0.2
Goods.....	ID5	411	22.423	-1.6	0.0	-0.3	0.0	-0.2	-0.1

See footnotes at end of table.

Table 1. Producer price index percentage changes and weights for Final Demand-Intermediate Demand groupings, seasonally adjusted — Continued
[June 2023]

Grouping	Commodity code		Relative Importance Dec. 2022 ¹	Unadjusted 12-month percent change ² June 2022 to June 2023 ^P	Seasonally adjusted 1-month percent change ²				
	Group code	Item code			Jan. to Feb.	Feb. to Mar. ^P	Mar. to Apr. ^P	Apr. to May ^P	May to June ^P
Foods.....	ID5	4111	3.300	-7.9	-1.2	-2.2	-0.3	-2.3	-0.3
Energy.....	ID5	4112	0.220	-24.3	-0.7	6.3	-14.4	-10.4	4.0
Goods excluding foods and energy.....	ID5	4113	18.903	-0.2	0.3	0.0	0.2	0.2	-0.1
Services.....	ID5	412	7.814	3.2	-0.6	2.2	0.0	0.8	-0.4
Trade services.....	ID5	4123	5.817	3.8	-0.9	3.0	0.0	1.1	-0.5
Transportation and warehousing services.....	ID5	4122	0.515	-5.5	-0.9	-0.6	-1.5	-0.7	-0.7
Transportation of passengers.....	ID5	41221	0.077	-1.1	-1.2	1.3	-3.1	-0.8	1.1
Transportation and warehousing of goods.....	ID5	41222	0.438	-6.3	-0.8	-1.0	-1.2	-0.6	-1.1
Services less trade, transportation, and warehousing.....	ID5	4121	1.482	4.2	0.5	-0.1	0.7	0.1	0.1
Inputs to stage 4 services producers.....	ID5	42	54.970	3.9	0.1	-0.6	0.5	0.0	0.0
Goods.....	ID5	421	13.984	-2.2	-0.5	-0.8	-0.7	-0.8	-0.1
Foods.....	ID5	4211	2.360	-5.5	-1.6	0.1	-1.4	-1.1	-0.1
Energy.....	ID5	4212	4.133	-7.8	-0.7	-2.8	-1.5	-1.9	-0.1
Goods excluding foods and energy.....	ID5	4213	7.491	1.9	0.1	0.1	-0.1	-0.1	0.0
Services.....	ID5	422	40.934	6.3	0.3	-0.5	1.0	0.3	0.1
Trade services.....	ID5	4223	4.078	3.3	-0.8	0.7	1.2	0.7	-0.3
Transportation and warehousing services.....	ID5	4222	3.742	1.0	0.4	-0.5	-0.8	-1.2	-0.3
Transportation of passengers.....	ID5	42221	0.490	-1.1	-1.2	1.3	-3.0	-0.8	1.1
Transportation and warehousing of goods.....	ID5	42222	3.252	1.4	0.6	-0.7	-0.4	-1.3	-0.5
Services less trade, transportation, and warehousing.....	ID5	4221	33.114	7.3	0.5	-0.6	1.1	0.4	0.1
Construction.....	ID5	423	0.052	2.5	0.2	0.4	0.1	1.4	0.1
Inputs to stage 4 construction producers.....	ID5	43	14.792	-3.6	0.0	-0.2	0.3	-0.9	0.1
Goods.....	ID5	431	10.801	-3.9	0.1	-0.4	0.3	-1.0	0.2
Energy.....	ID5	4312	0.855	-37.3	0.4	-7.7	2.9	-12.0	1.5
Goods excluding foods and energy.....	ID5	4313	9.946	0.8	0.1	0.3	0.1	0.0	0.1
Services.....	ID5	432	3.991	-2.7	-0.3	0.4	0.4	-0.6	0.0
Trade services.....	ID5	4323	1.692	-3.6	-0.6	1.4	1.2	-1.4	0.6
Transportation and warehousing services.....	ID5	4322	0.725	-11.1	-0.9	-1.4	-2.4	-0.6	-1.7
Transportation of passengers.....	ID5	43221	0.015	-1.1	-1.2	1.3	-3.1	-0.8	1.1
Transportation and warehousing of goods.....	ID5	43222	0.710	-11.4	-0.9	-1.4	-2.4	-0.6	-1.8
Services less trade, transportation, and warehousing.....	ID5	4321	1.574	3.6	0.3	0.1	0.7	0.2	0.1
Stage 3 Intermediate Demand									
Stage 3 intermediate demand.....	ID5	3	100.000	-7.5	-0.2	-0.7	-0.2	-1.3	-0.2
Inputs to stage 3 goods producers.....	ID5	31	45.352	-10.3	-0.2	-0.1	-0.4	-1.6	-0.1
Goods.....	ID5	311	35.807	-12.4	-0.2	-0.3	-0.6	-1.9	-0.1
Foods.....	ID5	3111	11.906	-16.1	-1.7	-0.2	-2.2	-5.6	1.2
Energy.....	ID5	3112	1.292	-36.4	-2.3	2.5	-7.0	-7.0	0.6
Goods excluding foods and energy.....	ID5	3113	22.609	-8.4	0.8	-0.6	0.6	0.2	-0.7
Services.....	ID5	312	9.545	-1.3	-0.4	0.7	0.4	-0.6	-0.2
Trade services.....	ID5	3123	5.175	1.5	-0.4	1.8	1.6	-0.9	0.3
Transportation and warehousing services.....	ID5	3122	3.002	-8.5	-0.8	-1.1	-2.1	-0.5	-1.3
Transportation of passengers.....	ID5	31221	0.144	-1.1	-1.2	1.3	-3.1	-0.8	1.1
Transportation and warehousing of goods.....	ID5	31222	2.858	-8.9	-0.7	-1.3	-2.1	-0.5	-1.5
Services less trade, transportation, and warehousing.....	ID5	3121	1.368	4.8	0.4	0.2	0.7	0.3	0.1
Inputs to stage 3 services producers.....	ID5	32	53.518	-4.7	-0.3	-1.2	0.0	-1.1	-0.3
Goods.....	ID5	321	10.628	-28.2	-2.2	-3.5	-3.2	-6.7	-1.1
Foods.....	ID5	3211	0.090	1.0	-1.7	-1.0	-2.6	0.4	-1.3
Energy.....	ID5	3212	6.619	-39.9	-3.4	-5.4	-5.1	-10.7	-1.6
Goods excluding foods and energy.....	ID5	3213	3.919	-0.4	0.1	-0.3	-0.1	-0.5	-0.3
Services.....	ID5	322	42.317	3.9	0.2	-0.7	0.8	0.2	-0.1
Trade services.....	ID5	3223	2.614	1.3	0.3	-1.2	2.6	-0.6	-0.4
Transportation and warehousing services.....	ID5	3222	10.018	-1.2	0.2	-1.1	-0.4	-0.5	0.0
Transportation of passengers.....	ID5	32221	0.021	-0.1	0.0	0.2	-0.3	0.0	-0.1
Transportation and warehousing of goods.....	ID5	32222	9.997	-1.2	0.2	-1.1	-0.4	-0.5	0.0
Services less trade, transportation, and warehousing.....	ID5	3221	29.685	5.9	0.2	-0.5	1.1	0.5	-0.2
Construction.....	ID5	323	0.573	2.5	0.2	0.4	0.1	1.4	0.1
Inputs to stage 3 construction producers.....	ID5	33	1.131	-7.1	-1.2	-0.1	-0.4	-0.2	0.8
Goods.....	ID5	331	0.566	-3.8	-0.2	-0.4	-0.2	-0.1	0.1
Goods excluding foods and energy.....	ID5	3313	0.566	-3.8	-0.2	-0.4	-0.2	-0.1	0.1
Services.....	ID5	332	0.565	-9.1	-2.1	0.2	-0.7	-0.3	1.5
Trade services.....	ID5	3323	0.521	-9.7	-2.3	0.3	-0.7	-0.3	1.7
Transportation and warehousing services.....	ID5	3322	0.015	-0.3	-0.3	-0.8	-0.1	-0.3	-0.3
Transportation and warehousing of goods.....	ID5	33222	0.015	-0.3	-0.3	-0.8	-0.1	-0.3	-0.3
Services less trade, transportation, and warehousing.....	ID5	3321	0.029	5.2	0.0	0.0	0.4	0.3	-0.1
Stage 2 Intermediate Demand									

See footnotes at end of table.

Table 1. Producer price index percentage changes and weights for Final Demand-Intermediate Demand groupings, seasonally adjusted — Continued
[June 2023]

Grouping	Commodity code		Relative Importance Dec. 2022 ¹	Unadjusted 12-month percent change ² June 2022 to June 2023 ^P	Seasonally adjusted 1-month percent change ²				
	Group code	Item code			Jan. to Feb.	Feb. to Mar. ^P	Mar. to Apr. ^P	Apr. to May ^P	May to June ^P
Stage 2 intermediate demand.....	ID5	2	100.000	-13.4	-1.4	-2.5	1.2	-1.2	-1.4
Inputs to stage 2 goods producers.....	ID5	21	54.274	-26.6	-3.7	-4.1	1.9	-2.7	-2.7
Goods.....	ID5	211	40.812	-33.9	-5.1	-5.5	2.2	-4.0	-3.6
Foods.....	ID5	2111	4.355	-12.8	-0.8	-2.9	-0.4	-2.3	-3.2
Energy.....	ID5	2112	21.042	-51.7	-10.3	-11.0	4.7	-7.5	-5.2
Goods excluding foods and energy.....	ID5	2113	15.415	-8.4	0.3	-0.1	0.4	-0.8	-2.1
Services.....	ID5	212	13.197	5.1	0.3	-0.2	1.0	0.8	-0.7
Trade services.....	ID5	2123	5.150	4.2	-1.0	0.3	2.5	1.5	-1.1
Transportation and warehousing services.....	ID5	2122	4.488	1.1	0.5	-0.4	-0.8	0.0	-0.5
Transportation of passengers.....	ID5	21221	0.168	-1.0	-1.1	1.3	-2.9	-0.8	1.0
Transportation and warehousing of goods.....	ID5	21222	4.320	1.3	0.6	-0.4	-0.7	0.0	-0.6
Services less trade, transportation, and warehousing.....	ID5	2121	3.559	11.7	2.0	-0.7	1.0	0.6	-0.2
Construction.....	ID5	213	0.265	2.5	0.2	0.4	0.1	1.4	0.1
Inputs to stage 2 services producers.....	ID5	22	45.725	6.1	1.3	-0.8	0.6	0.4	-0.1
Goods.....	ID5	221	5.072	-4.4	-0.3	-0.6	-0.3	-1.1	-0.5
Foods.....	ID5	2211	0.055	-14.2	-2.2	-2.7	-0.9	-2.8	-1.9
Energy.....	ID5	2212	0.357	-38.5	-1.7	-6.8	-2.9	-11.9	-1.3
Goods excluding foods and energy.....	ID5	2213	4.660	-0.8	-0.1	0.0	-0.1	-0.2	-0.4
Services.....	ID5	222	39.767	7.9	1.5	-0.9	0.7	0.6	-0.1
Trade services.....	ID5	2223	2.238	5.3	-0.6	-3.5	0.6	3.7	-0.7
Transportation and warehousing services.....	ID5	2222	2.862	-11.3	-0.9	-2.3	-1.8	-0.8	0.9
Transportation of passengers.....	ID5	22221	0.390	-1.1	-1.2	1.3	-3.0	-0.8	1.1
Transportation and warehousing of goods.....	ID5	22222	2.472	-12.9	-0.8	-2.9	-1.5	-0.8	0.9
Services less trade, transportation, and warehousing.....	ID5	2221	34.667	9.8	1.8	-0.6	0.9	0.5	-0.1
Construction.....	ID5	223	0.886	2.5	0.2	0.4	0.1	1.4	0.1
Stage 1 Intermediate Demand									
Stage 1 intermediate demand.....	ID5	1	100.000	-4.7	-0.3	-0.4	-0.1	-0.9	-0.2
Inputs to stage 1 goods producers.....	ID5	11	33.533	-9.6	-0.2	-0.7	-0.3	-1.3	-0.6
Goods.....	ID5	111	24.780	-13.3	-0.1	-1.2	-0.8	-1.6	-1.0
Foods.....	ID5	1111	3.351	-14.6	-0.8	-4.4	-0.8	-3.2	-0.3
Energy.....	ID5	1112	3.963	-27.4	-1.6	-0.8	-7.3	-7.5	-0.2
Goods excluding foods and energy.....	ID5	1113	17.466	-9.7	0.3	-0.7	0.6	0.0	-1.3
Services.....	ID5	112	8.752	1.6	-0.4	0.7	1.2	-0.5	0.3
Trade services.....	ID5	1123	5.298	1.5	-0.9	1.3	1.8	-0.7	0.4
Transportation and warehousing services.....	ID5	1122	0.599	0.5	0.6	-1.2	-0.7	0.6	0.0
Transportation of passengers.....	ID5	11221	0.103	-1.1	-1.2	1.3	-3.1	-0.8	1.1
Transportation and warehousing of goods.....	ID5	11222	0.496	0.5	1.0	-1.7	-0.2	0.9	-0.3
Services less trade, transportation, and warehousing.....	ID5	1121	2.855	2.3	0.4	0.0	0.5	-0.3	0.2
Construction.....	ID5	113	0.001	2.5	0.2	0.4	0.1	1.4	0.1
Inputs to stage 1 services producers.....	ID5	12	53.646	-0.8	-0.3	-0.3	0.2	-0.7	0.0
Goods.....	ID5	121	16.434	-10.7	-0.8	-1.2	-0.7	-2.5	-0.7
Foods.....	ID5	1211	0.115	-34.4	-16.3	6.2	3.0	-26.6	-12.7
Energy.....	ID5	1212	5.528	-29.9	-2.1	-3.6	-2.6	-7.0	-1.9
Goods excluding foods and energy.....	ID5	1213	10.791	3.4	0.1	0.0	0.3	0.0	-0.1
Services.....	ID5	122	37.209	4.8	-0.1	0.0	0.6	0.1	0.3
Trade services.....	ID5	1223	3.617	2.3	0.1	0.3	1.0	0.3	0.0
Transportation and warehousing services.....	ID5	1222	4.373	-0.6	-0.4	-0.2	-1.5	-0.4	-0.1
Transportation of passengers.....	ID5	12221	1.342	-1.1	-1.2	1.3	-3.1	-0.8	1.1
Transportation and warehousing of goods.....	ID5	12222	3.031	-0.3	-0.1	-0.8	-0.8	-0.2	-0.6
Services less trade, transportation, and warehousing.....	ID5	1221	29.219	6.0	0.0	0.0	0.8	0.2	0.3
Construction.....	ID5	123	0.003	2.5	0.2	0.4	0.1	1.4	0.1
Inputs to stage 1 construction producers.....	ID5	13	12.821	-6.9	-0.8	0.0	-0.5	-1.1	0.0
Goods.....	ID5	131	9.208	-5.5	-0.4	-0.1	-0.4	-1.2	-0.3
Energy.....	ID5	1312	0.934	-45.5	-3.8	-3.8	-5.6	-13.0	-3.8
Goods excluding foods and energy.....	ID5	1313	8.274	1.4	0.0	0.3	0.1	0.0	0.0
Services.....	ID5	132	3.613	-9.4	-1.7	0.3	-0.7	-0.6	0.7
Trade services.....	ID5	1323	2.667	-7.8	-2.0	0.9	-0.2	-0.6	1.5
Transportation and warehousing services.....	ID5	1322	0.854	-13.0	-0.8	-1.7	-2.8	-0.4	-2.0
Transportation and warehousing of goods.....	ID5	13222	0.854	-13.0	-0.8	-1.7	-2.8	-0.4	-2.0
Services less trade, transportation, and warehousing.....	ID5	1321	0.092	6.6	-0.2	0.5	1.0	-0.2	0.0
Special Groupings of Intermediate Demand by Production Flow									
Total goods inputs to stage 4 intermediate demand.....	ID5	9411	47.208	-2.3	-0.1	-0.5	-0.2	-0.6	0.0
Total services inputs to stage 4 intermediate demand.....	ID5	9412	52.739	4.9	0.2	0.0	0.8	0.3	0.0
Total construction inputs to stage 4 intermediate demand.....	ID5	9413	0.052	2.5	0.2	0.4	0.1	1.4	0.1
Total foods inputs to stage 4 intermediate demand.....	ID5	9414	5.660	-6.9	-1.3	-1.2	-0.7	-1.8	-0.2

See footnotes at end of table.

Table 1. Producer price index percentage changes and weights for Final Demand-Intermediate Demand groupings, seasonally adjusted — Continued
[June 2023]

Grouping	Commodity code		Relative Importance Dec. 2022 ¹	Unadjusted 12-month percent change ² June 2022 to June 2023 ^p	Seasonally adjusted 1-month percent change ²				
	Group code	Item code			Jan. to Feb.	Feb. to Mar. ^p	Mar. to Apr. ^p	Apr. to May ^p	May to June ^p
Total energy goods inputs to stage 4 intermediate demand.....	ID5	9415	5.208	-15.2	-0.5	-3.4	-1.3	-4.0	0.3
Total goods less foods and energy inputs to stage 4 intermediate demand.	ID5	9416	36.340	0.5	0.2	0.1	0.1	0.1	0.0
Total goods inputs to stage 3 intermediate demand.....	ID5	9311	47.001	-16.3	-0.6	-1.1	-1.2	-2.9	-0.3
Total services inputs to stage 3 intermediate demand.....	ID5	9312	52.427	2.5	0.1	-0.4	0.7	0.1	-0.1
Total construction inputs to stage 3 intermediate demand.....	ID5	9313	0.573	2.5	0.2	0.4	0.1	1.4	0.1
Total foods inputs to stage 3 intermediate demand.....	ID5	9314	11.996	-16.0	-1.7	-0.2	-2.2	-5.5	1.1
Total energy goods inputs to stage 3 intermediate demand.....	ID5	9315	7.911	-39.4	-3.2	-4.1	-5.4	-10.1	-1.2
Total goods less foods and energy inputs to stage 3 intermediate demand.	ID5	9316	27.094	-7.3	0.6	-0.5	0.5	0.1	-0.6
Total goods inputs to stage 2 intermediate demand.....	ID5	9211	45.884	-31.2	-4.6	-4.9	1.9	-3.7	-3.2
Total services inputs to stage 2 intermediate demand.....	ID5	9212	52.964	7.2	1.2	-0.7	0.8	0.6	-0.2
Total construction inputs to stage 2 intermediate demand.....	ID5	9213	1.151	2.5	0.2	0.4	0.1	1.4	0.1
Total foods inputs to stage 2 intermediate demand.....	ID5	9214	4.410	-12.8	-0.8	-2.9	-0.4	-2.3	-3.2
Total energy goods inputs to stage 2 intermediate demand.....	ID5	9215	21.399	-51.5	-10.2	-10.9	4.5	-7.6	-5.1
Total goods less foods and energy inputs to stage 2 intermediate demand.	ID5	9216	20.075	-6.8	0.2	-0.1	0.3	-0.6	-1.7
Total goods inputs to stage 1 intermediate demand.....	ID5	9111	50.422	-11.1	-0.4	-1.0	-0.7	-1.8	-0.8
Total services inputs to stage 1 intermediate demand.....	ID5	9112	49.574	2.8	-0.2	0.2	0.6	0.0	0.3
Total construction inputs to stage 1 intermediate demand.....	ID5	9117	0.004	2.5	0.2	0.4	0.1	1.4	0.1
Total foods inputs to stage 1 intermediate demand.....	ID5	9114	3.466	-15.2	-1.3	-4.1	-0.7	-4.0	-0.6
Total energy goods inputs to stage 1 intermediate demand.....	ID5	9115	10.425	-30.8	-2.1	-2.6	-4.6	-7.7	-1.4
Total goods less foods and energy inputs to stage 1 intermediate demand.	ID5	9116	36.531	-3.5	0.2	-0.2	0.4	0.0	-0.6

¹ Comprehensive relative importance figures are initially computed after the publication of December indexes and are recalculated after final December indexes are available. Individual items and subtotals may not add exactly to totals because of rounding differences.

² All indexes are subject to revision for 4 months after their originally scheduled publication to incorporate late reports and corrections by survey respondents. In addition, seasonally adjusted indexes are subject to change for up to 5 years due to the recalculation of seasonal factors published each January.

³ PPI defines Total finished as including only the personal consumption and private capital investment portions of final demand.

⁴ Trade indexes measure changes in margins received by wholesalers and retailers.

⁵ The PPI definition of foods does not include food and beverages for immediate consumption. PPI defines food and beverages for immediate consumption as the service of preparing meals, snacks, and beverages to customer order for immediate on-premises and off-premises consumption.

⁶ Distributive services include transportation, warehousing, and trade of goods.

⁷ Includes intermediate trade, transportation, and warehousing services.

⁸ Includes crude petroleum.

⁹ Excludes crude petroleum.

^p Preliminary

"/" Data not available.

Table 2. Producer price index percentage changes for selected commodity groupings by Final Demand-Intermediate Demand category, seasonally adjusted
[June 2023]

Grouping	Commodity code		Unadjusted 12-month percent change ¹	Seasonally adjusted 1-month percent change ¹				
	Group code	Item code		June 2022 to June 2023 ^P	Jan. to Feb.	Feb. to Mar. ^P	Mar. to Apr. ^P	Apr. to May ^P
Final Demand								
Final demand.....	FD	4	0.1	0.0	-0.4	0.1	-0.4	0.1
Final demand goods.....	FD	41	-4.4	-0.4	-1.1	0.1	-1.6	0.0
Final demand foods.....	FD	411	0.2	-2.3	0.2	-0.4	-1.4	-0.1
Fresh fruits and melons ²	01	11	4.6	-6.7	-3.2	2.4	-2.5	2.1
Fresh and dry vegetables ²	01	13	21.7	-13.7	-7.5	35.1	-15.8	-0.8
Grains.....	01	2	-20.3	0.8	-7.4	2.7	-5.5	2.0
Eggs for fresh use ²	01	7107	-37.8	-41.3	33.2	-35.8	-53.4	33.8
Oilseeds.....	01	8301	-20.6	0.6	-4.2	0.5	-1.2	-6.9
Bakery products ²	02	11	8.5	0.5	0.5	0.1	0.2	0.5
Milled rice ²	02	13	15.1	0.7	0.4	-0.3	-0.8	-0.5
Pasta products ²	02	1402	8.5	1.3	0.0	-8.4	0.0	0.0
Beef and veal.....	02	2101	14.8	-1.3	1.4	-3.1	0.7	4.0
Pork.....	02	2104	-8.3	-2.3	3.2	-6.5	-3.9	-0.6
Processed young chickens.....	02	2203	-21.7	-2.2	2.2	-1.3	-0.6	-0.4
Processed turkeys ²	02	2206	-29.2	-2.2	-10.7	-6.8	-8.9	-8.2
Finfish and shellfish.....	02	23	-2.5	0.2	0.6	-1.4	1.6	-2.2
Dairy products.....	02	3	-11.3	-2.0	-1.8	-0.2	-1.3	-2.0
Processed fruits and vegetables ²	02	4	14.1	1.0	0.7	0.2	1.4	0.1
Confectionery end products ²	02	55	5.3	0.4	0.2	0.3	0.3	1.6
Soft drinks ²	02	62	16.3	-0.8	0.0	-0.9	3.3	0.6
Roasted coffee ²	02	6301	5.9	-0.2	-0.4	0.3	0.2	-0.1
Shortening and cooking oils ²	02	78	-20.8	-2.4	-2.2	-0.8	-2.8	-2.1
Frozen specialty food ²	02	85	8.1	0.0	1.0	0.2	0.8	0.0
Final demand energy.....	FD	412	-23.9	-0.8	-6.1	0.5	-6.8	0.7
Liquefied petroleum gas ²	05	32	-65.3	1.4	-11.4	-9.9	-15.7	-8.1
Residential electric power.....	05	41	7.7	0.7	-1.1	-0.1	0.5	0.9
Residential natural gas.....	05	51	-13.1	-8.6	-7.3	-5.1	-1.3	-0.9
Gasoline.....	05	71	-36.4	2.8	-11.6	8.1	-13.6	3.4
Home heating oil and distillates.....	05	7302	-46.5	-17.7	-4.1	-7.8	-12.3	1.3
No. 2 diesel fuel.....	05	7303	-49.2	-4.6	-6.3	-3.6	-13.6	-6.0
Final demand goods less foods and energy.....	FD	413	2.0	0.3	0.2	0.2	0.1	-0.2
Alcoholic beverages.....	02	61	3.8	0.0	0.0	0.1	0.7	0.0
Pet food ²	02	9402	9.2	0.1	5.7	0.0	0.0	0.0
Women's, girls', and infants' apparel ²	03	8106	-1.0	-1.6	0.0	0.0	0.2	0.4
Men's and boys' apparel ²	03	8107	5.6	-0.2	0.1	0.0	2.3	0.0
Textile housefurnishings ²	03	82	2.7	0.0	0.2	-0.1	0.0	0.1
Footwear.....	04	3	8.5	0.8	-0.6	0.5	0.0	0.4
Industrial chemicals.....	06	1	-17.3	0.4	-2.8	-0.5	-2.2	-3.5
Pharmaceutical preparations.....	06	38	2.6	0.4	0.0	0.2	0.0	0.1
Soaps and detergents ²	06	71	12.3	0.4	0.1	0.1	0.0	-0.1
Cleaning and polishing products ²	06	72	4.4	1.3	0.2	0.3	0.0	0.1
Cosmetics and other toiletries ²	06	75	5.7	1.8	0.6	0.2	0.0	0.4
Tires ²	07	1201	8.2	0.0	0.0	0.3	-0.2	-0.3
Consumer, institutional, and commercial products, n.e.c. ²	07	2B	1.3	0.2	-0.3	0.2	0.1	0.0
Sanitary paper products ²	09	1501	8.0	0.4	0.0	0.0	0.3	-0.4
Iron and steel scrap.....	10	12	-20.6	11.1	3.1	5.6	-6.1	-10.8
Agricultural machinery and equipment.....	11	1	4.8	-0.2	0.3	0.4	0.4	0.0
Construction machinery and equipment ²	11	2	7.9	0.3	0.3	0.3	0.1	0.0
Metal cutting machine tools ²	11	37	3.8	1.1	0.1	0.0	0.5	0.0
Metal forming machine tools.....	11	38	5.4	-0.1	0.1	0.1	1.7	0.2
Tools, dies, jigs, fixtures, and industrial molds ²	11	39	4.4	0.1	0.1	0.2	0.1	0.8
Pumps, compressors, and equipment.....	11	41	9.1	-0.2	0.4	-0.1	1.2	0.4
Industrial material handling equipment ²	11	44	6.1	0.6	0.0	0.0	0.4	0.1
Electronic computers and computer equipment ²	11	5	-1.0	0.2	-0.1	-0.9	-1.0	-1.6
Textile machinery and equipment ²	11	62	-0.1	0.0	0.0	0.0	0.0	0.0
Paper industries machinery ²	11	64	8.5	0.0	0.4	0.1	0.5	2.0
Printing trades machinery and equipment ²	11	65	2.0	-0.1	0.2	0.3	0.5	-0.4
Transformers and power regulators ²	11	74	2.4	0.2	0.6	0.3	0.3	0.8
Communication and related equipment.....	11	76	2.8	-0.1	0.3	0.4	0.0	0.5
Electronic components and accessories.....	11	78	-0.2	0.1	0.0	-0.4	-1.2	0.3
X-ray and electromedical equipment ²	11	7905	3.0	0.0	0.0	0.0	0.3	0.0
Oil field and gas field machinery ²	11	91	7.0	0.0	0.3	0.3	0.0	0.0
Mining machinery and equipment ²	11	92	9.7	0.0	0.0	4.1	0.1	0.1
Internal combustion engines ²	11	94	5.9	0.0	0.0	0.3	-0.1	0.1

See footnotes at end of table.

Table 2. Producer price index percentage changes for selected commodity groupings by Final Demand-Intermediate Demand category, seasonally adjusted — Continued
 [June 2023]

Grouping	Commodity code		Unadjusted 12-month percent change ¹	Seasonally adjusted 1-month percent change ¹				
	Group code	Item code		June 2022 to June 2023 ^P	Jan. to Feb.	Feb. to Mar. ^P	Mar. to Apr. ^P	Apr. to May ^P
Household furniture ²	12	1	3.5	0.0	0.2	-0.3	-0.1	0.2
Commercial furniture ²	12	2	4.3	0.6	0.5	-0.2	0.4	-0.3
Floor coverings ²	12	3	2.8	0.1	-0.3	0.5	-0.2	-0.3
Household appliances ²	12	4	2.7	0.3	-0.4	0.2	1.7	0.1
Home electronic equipment ²	12	5	3.1	0.7	0.0	0.0	0.0	0.0
Lawn and garden equipment excl. garden tractors ²	12	66	4.2	0.1	0.0	0.3	0.0	-0.2
Passenger cars.....	14	1101	-1.7	0.2	-0.4	-0.8	-0.3	-0.7
Light motor trucks.....	14	1105	3.9	-0.1	0.5	-0.4	0.1	-0.1
Heavy motor trucks ²	14	1106	1.6	0.6	0.0	0.1	0.1	0.3
Motor vehicles parts ²	14	12	1.9	-0.1	0.3	0.2	0.1	0.0
Truck trailers ²	14	14	-0.5	-0.6	0.0	0.5	-0.2	0.0
Travel trailers and campers ²	14	16	2.1	0.0	0.1	0.0	0.0	0.0
Aircraft.....	14	21	4.4	0.4	0.6	0.5	0.5	0.3
Ships ²	14	31	1.3	-0.4	0.6	0.1	0.8	0.0
Railroad equipment ²	14	4	1.8	0.1	0.8	0.0	0.0	0.0
Toys, games, and children's vehicles ²	15	11	2.2	0.0	0.1	0.0	0.0	0.0
Sporting and athletic goods ²	15	12	6.1	1.3	-0.4	-0.3	0.4	0.0
Cigarettes ²	15	21	11.8	2.1	0.0	0.0	1.9	0.0
Mobile homes ²	15	5	-4.7	-0.6	-0.2	0.0	0.5	0.2
Medical, surgical & personal aid devices.....	15	6	3.6	0.0	0.3	-0.2	0.4	0.8
Jewelry, platinum and karat gold ²	15	9402	2.4	-2.0	0.9	1.5	1.1	-1.9
Costume jewelry and novelties ²	15	9404	8.3	0.9	0.0	1.1	0.9	0.0
Final demand services.....	FD	42	2.3	0.2	-0.1	0.0	0.2	0.2
Final demand trade services ³	FD	423	1.5	-0.2	-0.6	-0.2	0.7	0.2
Machinery and equipment parts and supplies wholesaling ²	57	1102	5.0	-1.3	5.3	-2.8	2.6	-0.6
Machinery and vehicle wholesaling ²	57	1103	-1.7	-0.4	-2.3	-3.6	0.0	-0.1
Professional and commercial equipment wholesaling ²	57	1104	4.3	0.9	5.0	-2.9	0.4	0.7
Furnishings wholesaling ²	57	2	2.4	-0.5	1.1	0.9	-4.9	-0.1
Chemicals and allied products wholesaling ²	57	5	7.2	-3.4	-2.4	3.1	0.5	1.7
Paper and plastics products wholesaling ²	57	6	3.0	0.5	0.5	0.4	0.2	0.5
Apparel wholesaling ²	57	7	4.8	4.5	-5.6	7.5	-6.1	-1.2
Food and alcohol wholesaling ²	57	8	5.7	-0.7	0.6	3.2	2.3	-2.3
Food and alcohol retailing.....	58	1	12.1	3.0	1.1	-1.0	1.5	2.3
Health, beauty, and optical goods retailing ²	58	2	6.4	0.6	-1.0	-0.6	1.6	0.7
Apparel, jewelry, footwear, and accessories retailing.....	58	3	1.6	-1.6	0.8	-4.1	4.5	-0.2
Computer hardware, software, and supplies retailing ²	58	4	-27.5	-15.1	2.2	-2.3	-0.6	-0.9
TV, video, and photographic equipment and supplies retailing.....	58	5	-20.7	-12.7	6.8	1.3	-8.7	-0.2
Automobiles retailing (partial).....	58	6101	-24.5	0.4	-0.8	-2.4	-1.2	1.2
Automotive parts, including tires, retailing ²	58	6102	2.7	-0.9	-1.9	-3.8	0.7	0.2
RVs, trailers, and campers retailing ²	58	8	-18.7	-4.1	9.1	-2.2	9.3	1.5
Sporting goods, including boats, retailing.....	58	9	-2.8	-0.5	-0.4	3.1	-2.9	-2.9
Lawn, garden, and farm equipment and supplies retailing ²	58	A	15.2	0.6	12.4	1.5	-2.1	1.1
Furniture retailing ²	58	B	2.2	5.8	-2.6	2.1	1.0	-0.7
Flooring and floor coverings retailing ²	58	C	-6.8	1.7	0.9	-0.1	-0.5	-1.5
Hardware, building materials, and supplies retailing.....	58	D	-17.1	-5.0	0.5	-2.5	0.5	3.6
Major household appliances retailing.....	58	E	-3.0	12.2	-8.4	3.3	-4.0	-1.3
Fuels and lubricants retailing.....	58	F	9.2	-1.0	-12.9	-1.1	12.2	-0.9
Cleaning supplies and paper products retailing ²	58	G	20.9	7.9	-0.1	6.0	-1.9	2.5
Book retailing ²	58	H	1.5	-4.3	-0.8	0.1	0.1	1.7
Final demand transportation and warehousing services.....	FD	422	-7.7	-0.8	-0.7	-2.4	-0.5	-0.9
Rail transportation of freight and mail ²	30	11	-0.4	-0.9	-0.2	-0.2	-0.9	-0.4
Truck transportation of freight ²	30	12	-13.7	-0.9	-1.6	-3.0	-0.5	-2.1
Air transportation of freight ²	30	14	-10.9	0.7	-2.8	0.3	-0.4	-1.3
Courier, messenger, and U.S. postal services.....	30	16	5.3	0.1	-0.4	0.1	0.1	0.0
Rail transportation of passengers.....	30	21	-0.1	0.1	0.1	-0.1	0.1	-0.2
Airline passenger services.....	30	22	-1.1	-1.2	1.3	-3.1	-0.8	1.1
Final demand services less trade, transportation, and warehousing.....	FD	421	3.9	0.4	0.2	0.4	0.0	0.3
Sales of books.....	33	11	7.8	0.2	0.2	1.1	0.3	0.5
Sales and subscriptions of periodicals and newspapers.....	33	12	1.8	0.5	-0.5	0.0	0.3	-0.3
Application software publishing ²	34	2	0.4	-0.7	0.5	-0.4	0.7	0.8
Advertising space sales in periodicals, newspapers, directories, and mailing lists ²	36	1	3.4	0.6	0.9	0.0	0.0	0.0
Residential wired telecommunication services ²	37	11	7.4	0.2	0.4	1.3	1.4	0.2
Wireless telecommunication services.....	37	2	1.0	0.2	0.1	0.1	-0.2	0.2
Cable and satellite subscriber services.....	37	3	12.6	-0.5	1.5	0.7	0.2	1.8
Internet access services ²	37	4	0.5	0.3	0.8	-0.1	-1.1	0.3

See footnotes at end of table.

Table 2. Producer price index percentage changes for selected commodity groupings by Final Demand-Intermediate Demand category, seasonally adjusted — Continued
[June 2023]

Grouping	Commodity code		Unadjusted 12-month percent change ¹	Seasonally adjusted 1-month percent change ¹				
	Group code	Item code		June 2022 to June 2023 ^P	Jan. to Feb.	Feb. to Mar. ^P	Mar. to Apr. ^P	Apr. to May ^P
Bundled wired telecommunications access services ²	37	5	9.0	-0.4	1.3	0.0	-1.6	0.2
Consumer loans (partial).....	39	12	1.4	3.2	-4.7	3.0	-0.4	-2.7
Deposit services (partial) ²	39	2	23.2	-2.1	3.0	0.6	0.1	5.4
Other credit intermediation, incl. trust services (partial) ²	39	3	-3.4	1.7	0.0	0.2	1.3	0.0
Securities brokerage, dealing, investment advice, and related services ² ...	40	1	34.4	4.5	-0.3	-0.4	3.2	-0.4
Portfolio management ²	40	2	-4.9	-0.2	-3.9	4.0	-3.0	-0.3
Life insurance ²	41	1101	0.1	0.0	0.0	0.0	0.0	0.0
Disability insurance, including accidental death ²	41	1102	-0.3	0.0	0.0	0.0	0.0	0.0
Health and medical insurance.....	41	1103	3.0	0.3	0.2	0.2	0.1	0.2
Property and casualty insurance ²	41	1104	7.3	0.0	0.3	0.4	0.5	2.0
Annuities ²	41	2	-0.2	0.0	0.3	0.2	0.0	-0.1
Residential property sales and leases, brokerage fees and commissions..	43	21	3.0	-0.5	0.5	0.3	1.1	0.7
Passenger car rental.....	44	1	-8.4	-1.4	-1.0	2.5	-4.3	-3.0
Legal services.....	45	1	6.0	1.0	0.3	0.2	-0.2	0.3
Tax preparation and planning.....	45	2102	6.7	0.5	0.3	0.3	0.6	-0.9
Architectural and engineering services.....	45	3	3.3	0.4	0.0	0.7	0.2	0.2
Management, scientific, and technical consulting services.....	45	4	3.2	0.6	-2.2	2.5	0.2	0.1
Arrangement of flights (partial).....	47	1	4.8	1.0	0.7	0.2	0.1	-0.9
Arrangement of vehicle rentals and lodging ²	47	2	7.2	1.2	0.7	1.8	-1.2	-1.0
Arrangement of cruises and tours ²	47	3	7.8	-6.6	-1.9	1.9	1.9	5.0
Physician care.....	51	1101	0.8	0.2	0.1	0.1	0.1	0.1
Medical laboratory and diagnostic imaging care ²	51	1102	0.0	-0.1	0.0	0.0	0.0	0.0
Home health and hospice care.....	51	1103	4.5	0.4	0.4	1.0	0.1	0.1
Hospital outpatient care ²	51	1104	1.8	0.8	0.2	0.7	0.2	0.0
Dental care.....	51	1105	3.3	1.9	0.1	0.0	0.0	0.0
Hospital inpatient care.....	51	2101	4.5	0.2	0.6	0.3	0.3	0.6
Nursing home care.....	51	2102	6.4	0.8	0.5	0.2	0.1	-0.4
Traveler accommodation services.....	53	11	2.8	-3.1	6.2	1.0	-2.9	2.3
Food and beverages for immediate consumption services (partial) ²	54	1	2.1	0.6	0.1	0.4	0.0	0.0
Motor vehicle repair and maintenance (partial).....	55	2	5.3	0.0	1.0	0.4	0.4	0.0
Membership dues and admissions and recreation facility use fees (partial) ²	56	1	6.4	0.8	0.3	0.2	-1.7	0.1
Recreational activity instruction fees (partial) ²	56	2	0.3	0.0	0.0	0.0	0.1	0.0
Gaming receipts (partial) ²	56	3	1.8	0.6	0.4	-1.7	0.2	0.0
Mining services ²	60	1	4.0	0.5	1.1	-0.7	-0.3	-0.4
Final demand construction.....	FD	43	10.3	0.0	0.1	-0.2	0.1	0.0
New warehouse building construction ²	80	1101	7.9	-0.3	-0.2	-0.3	0.4	0.2
New school building construction ²	80	1102	10.8	0.0	0.2	-0.4	0.0	0.0
New office building construction ²	80	1103	13.2	0.1	0.2	0.2	0.1	-0.1
New industrial building construction ²	80	1104	9.7	0.2	0.2	-1.1	0.0	0.0
New health care building construction ²	80	1105	11.5	0.1	0.1	-0.4	0.0	-0.1
Intermediate Demand by Commodity Type								
Processed goods for intermediate demand.....	ID6	1	-9.4	-0.4	-1.0	-0.5	-1.5	-0.6
Processed foods and feeds.....	ID6	9112	-6.0	-2.1	-0.2	-1.1	-2.1	-1.0
Meats.....	02	21	5.1	-1.0	1.9	-3.2	-0.9	1.6
Processed poultry.....	02	22	-26.6	-3.6	1.0	-1.8	-2.6	-0.3
Dairy products.....	02	3	-11.3	-2.0	-1.8	-0.2	-1.3	-2.0
Processed fruits and vegetables ²	02	4	14.1	1.0	0.7	0.2	1.4	0.1
Refined sugar and byproducts ²	02	53	12.4	2.4	0.4	0.1	1.3	0.9
Fats and oils ²	02	7	-28.3	-6.1	-4.4	-5.1	-3.7	-6.0
Prepared animal feeds.....	02	9	-3.2	-1.9	0.0	-1.4	-1.9	-0.9
Processed materials less foods and feeds.....	ID6	9111	-9.7	-0.2	-1.1	-0.5	-1.5	-0.5
Synthetic fibers ²	03	1	2.5	-0.9	-0.3	0.0	-1.2	-0.8
Processed yarns and threads ²	03	2	-13.7	-0.2	-0.2	-1.0	-1.0	0.3
Finished fabrics ²	03	4	0.5	0.3	0.0	-0.1	-0.2	-0.1
Liquefied petroleum gas ²	05	32	-65.3	1.4	-11.4	-9.9	-15.7	-8.1
Commercial electric power.....	05	42	7.1	1.7	-2.7	-0.1	0.8	0.1
Industrial electric power.....	05	43	9.5	-3.8	-0.8	-1.6	2.2	0.7
Commercial natural gas.....	05	52	-23.6	-11.0	-9.9	-6.4	-6.0	-2.3
Industrial natural gas.....	05	53	-29.9	-10.5	-7.8	-6.9	-6.2	-1.6
Natural gas to electric utilities.....	05	54	-35.4	1.4	-6.3	-5.7	-10.6	-2.3
Gasoline.....	05	71	-36.4	2.8	-11.6	8.1	-13.6	3.4
Jet fuel ²	05	7203	-43.8	-5.3	-6.1	-12.7	-11.6	1.6
No. 2 diesel fuel.....	05	7303	-49.2	-4.6	-6.3	-3.6	-13.6	-6.0
Residual fuels ²	05	74	-42.1	-5.4	13.2	-1.0	11.2	-9.9

See footnotes at end of table.

Table 2. Producer price index percentage changes for selected commodity groupings by Final Demand-Intermediate Demand category, seasonally adjusted — Continued
[June 2023]

Grouping	Commodity code		Unadjusted 12-month percent change ¹	Seasonally adjusted 1-month percent change ¹				
	Group code	Item code		June 2022 to June 2023 ^P	Jan. to Feb.	Feb. to Mar. ^P	Mar. to Apr. ^P	Apr. to May ^P
Finished lubricants ²	05	76	9.0	0.3	0.1	-0.9	0.1	1.3
Lubricating oil base stocks ²	05	78	-34.7	3.3	-3.0	-2.0	-12.7	0.7
Asphalt.....	05	8102	-34.0	-2.9	3.3	9.7	4.6	0.5
Basic inorganic chemicals ²	06	13	3.3	-0.2	-0.4	-1.6	-1.2	-1.2
Basic organic chemicals.....	06	14	-20.5	0.6	-3.3	-0.3	-2.4	-4.1
Prepared paint ²	06	21	3.1	0.1	-0.2	0.2	0.2	0.0
Paint materials ²	06	22	10.3	-2.5	3.2	-0.5	1.9	0.7
Medicinal and botanical chemicals ²	06	31	1.1	-0.4	0.5	0.1	0.0	-0.2
Biological products, including diagnostics.....	06	37	5.0	1.0	0.4	0.8	-0.2	0.4
Fats and oils, inedible ²	06	4	-23.6	-5.4	-2.5	-3.1	-4.1	1.6
Nitrogenates.....	06	5201	-41.0	-12.1	-9.9	-9.0	-6.5	2.9
Phosphates.....	06	5202	-20.2	-2.5	-5.0	2.0	-4.7	0.2
Other agricultural chemicals ²	06	53	-9.7	1.2	0.0	-0.3	-0.3	0.6
Plastic resins and materials.....	06	6	-12.7	1.4	0.2	2.3	-0.8	-1.8
Industrial gases ²	06	7903	2.9	0.0	1.0	-0.8	1.2	0.0
Adhesives and sealants ²	06	7904	5.6	0.8	0.3	0.7	0.0	0.0
Synthetic rubber ²	07	1102	-10.0	1.7	-1.2	1.2	-1.0	-2.8
Tires ²	07	1201	8.2	0.0	0.0	0.3	-0.2	-0.3
Plastic construction products ²	07	21	-3.5	-1.1	0.1	-0.2	-0.7	-1.0
Unsupported plastic film, sheet, other shapes ²	07	22	-6.3	-0.2	-1.5	0.1	-0.4	-2.8
Parts for manufacturing from plastics ²	07	26	-1.3	-1.7	-0.1	-0.4	-0.6	-0.3
Plastic packaging products ²	07	2A	-2.0	-0.6	-0.2	0.0	0.3	-0.4
Softwood lumber.....	08	11	-20.8	-0.8	-4.1	6.2	-2.9	3.9
Hardwood lumber ²	08	12	-15.6	-1.7	-1.3	-0.8	1.0	-1.1
Millwork.....	08	2	-4.7	0.0	-0.8	-1.2	-0.6	-0.3
Plywood ²	08	3	-19.5	-1.6	-1.0	-0.3	-0.8	0.1
Paper ²	09	13	2.8	0.7	-0.4	0.7	-0.9	-0.4
Paperboard ²	09	14	-3.3	-1.0	-0.9	-0.9	-0.2	-0.6
Paper boxes and containers ²	09	1503	3.0	-0.3	-0.8	-0.5	0.7	-0.3
Building paper and board ²	09	2	-21.2	-0.8	0.8	2.1	6.1	0.4
Commercial printing ²	09	47	5.6	0.1	0.4	-0.3	0.0	0.0
Foundry and forge shop products ²	10	15	1.8	0.6	0.1	1.0	-0.2	-0.3
Steel mill products ²	10	17	-18.0	2.3	0.9	3.6	5.1	-0.6
Primary nonferrous metals ²	10	22	-4.5	1.5	-5.2	0.9	4.4	-0.3
Secondary nonferrous metals ²	10	24	-5.9	0.6	0.3	-0.4	-0.6	-2.8
Aluminum mill shapes ²	10	2501	-10.7	1.7	0.0	-1.8	0.6	-1.3
Copper and brass mill shapes ²	10	2502	-8.5	2.0	0.1	-0.9	-2.1	-3.1
Nonferrous wire and cable ²	10	26	-3.4	-2.8	-0.8	0.0	-1.8	-1.8
Nonferrous foundry shop products.....	10	28	4.2	0.9	-0.3	0.8	-0.2	-0.3
Metal containers ²	10	3	-3.4	-0.3	-0.3	0.2	0.3	-0.2
Hardware ²	10	4	4.1	0.1	0.2	0.0	0.0	0.2
Plumbing fixtures and brass fittings.....	10	5	2.3	-0.8	0.4	-0.6	0.7	0.3
Heating equipment ²	10	6	6.3	-0.1	1.1	0.3	-0.4	0.8
Fabricated structural metal products.....	10	7	-2.0	-0.3	0.4	0.2	-0.5	-0.7
Bolts, nuts, screws, rivets, and washers ²	10	81	7.5	1.7	0.3	0.4	0.3	0.6
Lighting fixtures ²	10	83	4.2	0.1	1.5	0.0	0.5	0.2
Fabricated ferrous wire products ²	10	88	-6.4	-2.9	-0.6	0.3	0.0	-0.9
Other miscellaneous metal products ²	10	89	3.7	0.9	-0.3	0.1	-0.1	0.4
Fluid power equipment.....	11	43	13.0	0.7	0.4	6.5	-0.1	0.4
Mechanical power transmission equipment ²	11	45	8.3	-0.1	0.0	0.2	0.1	0.2
Air conditioning and refrigeration equipment.....	11	48	5.0	0.1	1.7	0.0	0.6	-0.8
Metal valves, except fluid power.....	11	4902	7.3	-0.1	0.1	-0.1	1.3	0.1
Ball and roller bearings ²	11	4905	3.2	-0.1	2.3	-0.2	0.0	0.1
Wiring devices ²	11	71	12.3	0.5	0.5	0.2	0.0	0.7
Motors, generators, motor generator sets ²	11	73	7.0	1.4	0.0	0.5	0.0	0.0
Switchgear, switchboard, and industrial controls equip. ²	11	75	9.5	0.2	0.2	0.6	0.1	1.5
Electronic components and accessories.....	11	78	-0.2	0.1	0.0	-0.4	-1.2	0.3
Internal combustion engines ²	11	94	5.9	0.0	0.0	0.3	-0.1	0.1
Machine shop products ²	11	95	5.2	0.5	0.1	0.2	0.5	0.2
Flat glass ²	13	11	8.5	3.6	-0.1	-0.3	-0.6	0.7
Cement.....	13	22	13.3	1.3	0.7	-1.2	0.6	0.0
Concrete products.....	13	3	11.3	0.5	0.7	0.1	0.9	0.6
Asphalt felts and coatings ²	13	6	3.4	-0.2	0.1	1.8	0.5	1.6
Paving mixtures and blocks.....	13	94	1.6	1.9	1.2	-1.0	-1.9	-1.1
Motor vehicle parts ²	14	12	1.9	-0.1	0.3	0.2	0.1	0.0
Aircraft engines and engine parts.....	14	23	3.3	0.4	0.1	0.3	0.1	0.0

See footnotes at end of table.

Table 2. Producer price index percentage changes for selected commodity groupings by Final Demand-Intermediate Demand category, seasonally adjusted — Continued
[June 2023]

Grouping	Commodity code		Unadjusted 12-month percent change ¹	Seasonally adjusted 1-month percent change ¹				
	Group code	Item code		June 2022 to June 2023 ^P	Jan. to Feb.	Feb. to Mar. ^P	Mar. to Apr. ^P	Apr. to May ^P
Aircraft parts and auxiliary equipment, n.e.c.....	14	25	5.4	1.9	1.0	0.0	0.1	0.0
Medical, surgical, and personal aid devices.....	15	6	3.6	0.0	0.3	-0.2	0.4	0.8
Unprocessed goods for intermediate demand.....	ID6	2	-32.2	-4.9	-4.7	1.8	-5.0	-2.1
Unprocessed foodstuffs and feedstuffs.....	ID6	21	-13.6	-1.0	-0.7	-1.5	-4.6	0.9
Wheat ²	01	21	-31.5	5.9	-9.3	4.0	-3.3	-3.9
Corn.....	01	2202	-18.4	-0.2	-7.5	2.4	-6.0	3.4
Slaughter cattle.....	01	31	26.0	-0.6	4.1	8.0	-0.5	6.0
Slaughter hogs.....	01	32	-12.3	-0.1	-3.3	-8.0	-4.9	12.2
Slaughter chickens.....	01	4102	-19.3	5.6	1.8	-0.1	-0.4	-0.6
Slaughter turkeys.....	01	42	-1.6	-2.7	-0.9	-2.4	-2.2	-11.6
Raw milk.....	01	6	-34.0	-5.3	-3.3	-3.8	-5.9	-7.0
Hay and hayseeds ²	01	81	-8.9	10.5	-5.0	-15.3	3.4	4.1
Oilseeds.....	01	8301	-20.6	0.6	-4.2	0.5	-1.2	-6.9
Raw cane sugar and byproducts ²	02	5201	19.6	1.3	2.3	-0.2	-2.5	6.8
Unprocessed nonfood materials.....	ID6	22	-40.5	-7.2	-7.2	4.0	-5.2	-3.9
Raw cotton ²	01	51	-43.4	-2.4	-5.1	-0.3	-3.2	0.5
Hides and skins.....	04	1	-6.1	0.3	4.9	3.0	4.7	-1.7
Coal.....	05	1	0.4	0.8	-4.0	4.2	1.6	1.3
Natural gas ²	05	31	-76.8	-38.7	-25.5	-13.4	1.6	-5.3
Crude petroleum ²	05	61	-42.6	3.3	-7.1	11.2	-10.0	-5.9
Logs, bolts, timber, pulpwood, and woodchips ²	08	5	-2.9	-0.9	-1.0	-0.7	0.0	0.6
Recyclable paper ²	09	12	-56.5	7.4	-0.4	6.3	4.0	-1.3
Iron ores ²	10	11	-7.2	1.0	-0.5	-1.3	-11.1	0.0
Iron and steel scrap.....	10	12	-20.6	11.1	3.1	5.6	-6.1	-10.8
Nonferrous metal ores ²	10	21	-6.0	-5.0	4.0	0.6	-1.4	-4.4
Copper base scrap ²	10	2301	-4.3	0.9	0.2	-0.3	-3.8	0.3
Aluminum base scrap.....	10	2302	-24.4	-1.7	-4.5	-1.4	4.0	-0.8
Construction sand, gravel, and crushed stone.....	13	21	8.5	0.9	-0.1	0.1	0.2	0.4
Services for intermediate demand.....	ID6	3	4.4	0.3	-0.3	0.7	0.3	0.0
Trade services for intermediate demand ³	ID6	33	1.4	-0.7	1.0	1.2	0.4	-0.1
Machinery and equipment parts and supplies wholesaling ²	57	1102	5.0	-1.3	5.3	-2.8	2.6	-0.6
Building materials, paint, and hardware wholesaling.....	57	3	-5.8	-1.6	-1.5	0.2	-1.5	0.6
Metals, minerals, and ores wholesaling ²	57	4	1.8	2.1	10.4	2.1	-4.4	1.3
Chemicals and allied products wholesaling ²	57	5	7.2	-3.4	-2.4	3.1	0.5	1.7
Paper and plastics products wholesaling ²	57	6	3.0	0.5	0.5	0.4	0.2	0.5
Food wholesaling ²	57	8101	5.5	-1.0	0.9	3.5	2.8	-2.5
Automotive parts, including tires, retailing ²	58	6102	2.7	-0.9	-1.9	-3.8	0.7	0.2
Hardware, building material, and supplies retailing.....	58	D	-17.1	-5.0	0.5	-2.5	0.5	3.6
Transportation and warehousing services for intermediate demand.....	ID6	32	-2.9	0.0	-0.9	-1.1	-0.6	-0.4
Rail transportation of freight and mail ²	30	11	-0.4	-0.9	-0.2	-0.2	-0.9	-0.4
Truck transportation of freight ²	30	12	-13.7	-0.9	-1.6	-3.0	-0.5	-2.1
Water transportation of freight ²	30	13	5.0	1.3	-1.8	-0.2	2.2	0.7
Air transportation of freight ²	30	14	-10.9	0.7	-2.8	0.3	-0.4	-1.3
U.S. Postal Service ²	30	1601	10.0	0.0	0.0	0.0	0.0	0.0
Courier and messenger services, except air mail.....	30	1602	3.7	0.3	-0.2	0.1	0.7	0.1
Air mail and package delivery services, excluding by USPS.....	30	1603	-1.3	-0.1	-1.4	0.0	-0.8	-0.4
Pipeline transportation ²	30	17	4.2	1.2	0.0	-1.1	0.2	-1.2
Transportation of passengers (partial).....	30	2	-1.1	-1.2	1.3	-3.0	-0.8	1.1
Services related to water transportation.....	31	1	2.2	0.3	-1.1	-0.1	1.4	-0.3
Arrangement of freight and cargo ²	31	31	-27.3	-2.1	-6.4	-4.1	-2.0	2.9
Warehousing, storage, and related services ²	32	1	6.0	2.9	-0.3	0.0	-3.8	-1.4
Services less trade, transportation, and warehousing for intermediate demand.....	ID6	31	7.2	0.7	-0.5	1.0	0.4	0.1
Network compensation from broadcast TV, cable TV, radio ²	35	-	1.1	-0.8	1.1	0.0	0.3	0.0
Advertising space sales in periodicals and newspapers ²	36	11	2.2	0.7	1.0	0.0	0.0	0.0
Advertising space sales in directories and mail lists ²	36	12	9.7	0.0	0.0	0.0	0.0	0.0
Television advertising time sales.....	36	2	-15.5	-7.6	-2.9	2.8	-1.2	-0.9
Radio advertising time sales.....	36	3	-8.3	10.7	-2.9	-1.2	6.1	-2.8
Internet advertising sales ²	36	6	-	0.0	0.0	0.0	0.0	0.0
Business wired telecommunication services ²	37	12	2.3	1.2	0.1	0.7	0.0	-0.6
Wireless telecommunication services.....	37	2	1.0	0.2	0.1	0.1	-0.2	0.2
Cable and satellite subscriber services.....	37	3	12.6	-0.5	1.5	0.7	0.2	1.8
Bundled wired telecommunication access services ²	37	5	9.0	-0.4	1.3	0.0	-1.6	0.2
Data processing and related services ²	38	1	1.4	0.4	0.3	-0.1	0.1	0.3
Business loans (partial).....	39	11	69.8	10.8	-5.8	2.7	3.4	-2.3

See footnotes at end of table.

Table 2. Producer price index percentage changes for selected commodity groupings by Final Demand-Intermediate Demand category, seasonally adjusted — Continued
 [June 2023]

Grouping	Commodity code		Unadjusted 12-month percent change ¹	Seasonally adjusted 1-month percent change ¹				
	Group code	Item code		June 2022 to June 2023 ^P	Jan. to Feb.	Feb. to Mar. ^P	Mar. to Apr. ^P	Apr. to May ^P
Deposit services (partial) ²	39	2	23.2	-2.1	3.0	0.6	0.1	5.4
Other credit intermediation, incl. trust services (partial) ²	39	3	-3.4	1.7	0.0	0.2	1.3	0.0
Securities brokerage, dealing, investment advice, and related services ²	40	1	34.4	4.5	-0.3	-0.4	3.2	-0.4
Portfolio management ²	40	2	-4.9	-0.2	-3.9	4.0	-3.0	-0.3
Investment banking ²	40	3	1.7	2.1	1.5	-0.8	1.4	-0.6
Life insurance ²	41	1101	0.1	0.0	0.0	0.0	0.0	0.0
Health and medical insurance.....	41	1103	3.0	0.3	0.2	0.2	0.1	0.2
Property and casualty insurance ²	41	1104	7.3	0.0	0.3	0.4	0.5	2.0
Annuities ²	41	2	-0.2	0.0	0.3	0.2	0.0	-0.1
Commissions from sales of insurance ²	42	1	0.8	-0.1	0.0	0.0	0.0	0.0
Nonresidential real estate rents ²	43	11	4.7	-4.2	-1.7	2.6	0.2	1.3
Nonresidential property sales and leases ²	43	12	-0.2	-1.1	-0.6	-0.8	-0.4	1.5
Residential property management fees ²	43	22	1.2	-0.5	-0.1	0.3	0.7	-0.2
Passenger car rental.....	44	1	-8.4	-1.4	-1.0	2.5	-4.3	-3.0
Truck, utility trailer, and RV rental and leasing ²	44	2	0.6	-0.6	0.7	0.2	-1.4	0.9
Construction, mining, and forestry machinery and equipment rental and leasing ²	44	3	5.8	0.0	-0.1	0.2	0.1	-0.1
Legal services.....	45	1	6.0	1.0	0.3	0.2	-0.2	0.3
Accounting services (partial).....	45	2	7.5	1.3	1.0	0.7	0.4	-0.3
Architectural and engineering services.....	45	3	3.3	0.4	0.0	0.7	0.2	0.2
Management, scientific, and technical consulting services.....	45	4	3.2	0.6	-2.2	2.5	0.2	0.1
Advertising and related services (partial) ²	45	5	0.8	0.3	0.2	0.0	0.0	-0.1
Permanent placement services ²	46	1	2.9	-2.5	1.2	2.4	0.1	-0.2
Executive search services ²	46	2	0.9	-0.7	0.2	-0.7	-0.8	-0.6
Staffing services.....	46	3	0.5	-0.2	0.5	0.8	0.1	-0.3
Security guard services ²	48	1	7.2	0.1	0.3	0.1	2.1	0.1
Janitorial services ²	49	1	2.5	-0.1	0.1	1.0	-0.3	0.3
Waste collection.....	50	1	12.5	1.6	1.1	1.1	0.7	0.5
Traveler accommodation services.....	53	11	2.8	-3.1	6.2	1.0	-2.9	2.3
Commercial and industrial machinery and equipment repair and maintenance.....	55	1	7.8	-0.4	1.1	1.9	-0.4	0.1
Aircraft repair and maintenance.....	55	4	4.5	1.8	0.7	0.4	0.2	0.2
Metal treatment services ²	59	1	5.3	0.0	0.1	0.7	0.4	-0.1
Construction for intermediate demand.....	ID6	4	2.5	0.2	0.4	0.1	1.4	0.1
Maintenance and repair of non-residential buildings (partial) ²	80	2	2.5	0.2	0.4	0.1	1.4	0.1
Intermediate Demand by Production Flow								
Stage 4 intermediate demand.....	ID5	4	1.4	0.0	-0.2	0.3	-0.1	0.0
Stage 4 intermediate demand goods.....	ID5	9411	-2.3	-0.1	-0.5	-0.2	-0.6	0.0
Grains.....	01	2	-20.3	0.8	-7.4	2.7	-5.5	2.0
Meats.....	02	21	5.1	-1.0	1.9	-3.2	-0.9	1.6
Unprocessed and packaged fish.....	02	23	-2.5	0.2	0.6	-1.4	1.6	-2.2
Dairy products.....	02	3	-11.3	-2.0	-1.8	-0.2	-1.3	-2.0
Commercial electric power.....	05	42	7.1	1.7	-2.7	-0.1	0.8	0.1
Industrial electric power.....	05	43	9.5	-3.8	-0.8	-1.6	2.2	0.7
Gasoline.....	05	71	-36.4	2.8	-11.6	8.1	-13.6	3.4
No. 2 diesel fuel.....	05	7303	-49.2	-4.6	-6.3	-3.6	-13.6	-6.0
Basic organic chemicals.....	06	14	-20.5	0.6	-3.3	-0.3	-2.4	-4.1
Prepared paint ²	06	21	3.1	0.1	-0.2	0.2	0.2	0.0
Medicinal and botanical chemicals ²	06	31	1.1	-0.4	0.5	0.1	0.0	-0.2
Biological products, including diagnostics.....	06	37	5.0	1.0	0.4	0.8	-0.2	0.4
Pharmaceutical preparations.....	06	38	2.6	0.4	0.0	0.2	0.0	0.1
Plastic construction products ²	07	21	-3.5	-1.1	0.1	-0.2	-0.7	-1.0
Unsupported plastic film, sheet, and other shapes ²	07	22	-6.3	-0.2	-1.5	0.1	-0.4	-2.8
Parts for manufacturing from plastics ²	07	26	-1.3	-1.7	-0.1	-0.4	-0.6	-0.3
Plastic packaging products ²	07	2A	-2.0	-0.6	-0.2	0.0	0.3	-0.4
Lumber.....	08	1	-18.7	-1.2	-3.0	3.3	-1.4	1.9
Millwork.....	08	2	-4.7	0.0	-0.8	-1.2	-0.6	-0.3
Paper boxes and containers ²	09	1503	3.0	-0.3	-0.8	-0.5	0.7	-0.3
Commercial printing ²	09	47	5.6	0.1	0.4	-0.3	0.0	0.0
Steel mill products ²	10	17	-18.0	2.3	0.9	3.6	5.1	-0.6
Nonferrous wire and cable ²	10	26	-3.4	-2.8	-0.8	0.0	-1.8	-1.8
Fabricated structural metal products.....	10	7	-2.0	-0.3	0.4	0.2	-0.5	-0.7
Other miscellaneous metal products ²	10	89	3.7	0.9	-0.3	0.1	-0.1	0.4
Air conditioning and refrigeration equipment.....	11	48	5.0	0.1	1.7	0.0	0.6	-0.8
Wiring devices ²	11	71	12.3	0.5	0.5	0.2	0.0	0.7

See footnotes at end of table.

Table 2. Producer price index percentage changes for selected commodity groupings by Final Demand-Intermediate Demand category, seasonally adjusted — Continued
[June 2023]

Grouping	Commodity code		Unadjusted 12-month percent change ¹	Seasonally adjusted 1-month percent change ¹				
	Group code	Item code		June 2022 to June 2023 ^P	Jan. to Feb.	Feb. to Mar. ^P	Mar. to Apr. ^P	Apr. to May ^P
Electronic components and accessories.....	11	78	-0.2	0.1	0.0	-0.4	-1.2	0.3
Miscellaneous electrical machinery and equipment ²	11	79	3.7	-0.3	0.0	0.0	0.2	0.1
Internal combustion engines ²	11	94	5.9	0.0	0.0	0.3	-0.1	0.1
Machine shop products ²	11	95	5.2	0.5	0.1	0.2	0.5	0.2
Concrete ingredients and related products.....	13	2	9.7	1.0	0.1	-0.3	0.3	0.3
Concrete products.....	13	3	11.3	0.5	0.7	0.1	0.9	0.6
Prepared asphalt, tar roofing and siding products ²	13	61	3.1	-0.3	0.1	2.3	0.5	1.9
Paving mixtures and blocks.....	13	94	1.6	1.9	1.2	-1.0	-1.9	-1.1
Motor vehicle parts ²	14	12	1.9	-0.1	0.3	0.2	0.1	0.0
Aircraft engines and engine parts.....	14	23	3.3	0.4	0.1	0.3	0.1	0.0
Aircraft parts and auxiliary equipment, n.e.c.....	14	25	5.4	1.9	1.0	0.0	0.1	0.0
Medical, surgical and personal aid devices.....	15	6	3.6	0.0	0.3	-0.2	0.4	0.8
Stage 4 intermediate demand services.....	ID5	9412	4.9	0.2	0.0	0.8	0.3	0.0
Truck transportation of freight ²	30	12	-13.7	-0.9	-1.6	-3.0	-0.5	-2.1
Courier, messenger, and U.S. postal services.....	30	16	5.3	0.1	-0.4	0.1	0.1	0.0
Airline passenger services.....	30	22	-1.1	-1.2	1.3	-3.1	-0.8	1.1
Warehousing, storage, and related services ²	32	1	6.0	2.9	-0.3	0.0	-3.8	-1.4
Advertising space sales in periodicals and newspapers ²	36	11	2.2	0.7	1.0	0.0	0.0	0.0
Data processing and related services ²	38	1	1.4	0.4	0.3	-0.1	0.1	0.3
Business loans (partial).....	39	11	69.8	10.8	-5.8	2.7	3.4	-2.3
Deposit services (partial) ²	39	2	23.2	-2.1	3.0	0.6	0.1	5.4
Securities brokerage, dealing, investment advice, and related services ²	40	1	34.4	4.5	-0.3	-0.4	3.2	-0.4
Portfolio management ²	40	2	-4.9	-0.2	-3.9	4.0	-3.0	-0.3
Investment banking ²	40	3	1.7	2.1	1.5	-0.8	1.4	-0.6
Insurance.....	41	11	4.4	0.1	0.2	0.3	0.2	0.9
Annuities ²	41	2	-0.2	0.0	0.3	0.2	0.0	-0.1
Nonresidential real estate rents ²	43	11	4.7	-4.2	-1.7	2.6	0.2	1.3
Nonresidential property sales and leases ²	43	12	-0.2	-1.1	-0.6	-0.8	-0.4	1.5
Nonresidential property management fees ²	43	13	5.8	2.0	-1.1	1.5	-0.1	0.2
Residential property management fees ²	43	22	1.2	-0.5	-0.1	0.3	0.7	-0.2
Construction, mining, and forestry machinery and equipment rental and leasing ²	44	3	5.8	0.0	-0.1	0.2	0.1	-0.1
Legal services.....	45	1	6.0	1.0	0.3	0.2	-0.2	0.3
Advertising agency services ²	45	51	0.8	0.3	0.2	0.0	0.0	-0.1
Accounting services (partial).....	45	2	7.5	1.3	1.0	0.7	0.4	-0.3
Architectural and engineering services.....	45	3	3.3	0.4	0.0	0.7	0.2	0.2
Management, scientific, and technical consulting services.....	45	4	3.2	0.6	-2.2	2.5	0.2	0.1
Staffing services.....	46	3	0.5	-0.2	0.5	0.8	0.1	-0.3
Janitorial services ²	49	1	2.5	-0.1	0.1	1.0	-0.3	0.3
Commercial and industrial machinery and equipment repair and maintenance.....	55	1	7.8	-0.4	1.1	1.9	-0.4	0.1
Machinery and equipment parts and supplies wholesaling ²	57	1102	5.0	-1.3	5.3	-2.8	2.6	-0.6
Building materials, paint, and hardware wholesaling.....	57	3	-5.8	-1.6	-1.5	0.2	-1.5	0.6
Metals, minerals, and ores wholesaling ²	57	4	1.8	2.1	10.4	2.1	-4.4	1.3
Chemicals and allied products wholesaling ²	57	5	7.2	-3.4	-2.4	3.1	0.5	1.7
Paper and plastics products wholesaling ²	57	6	3.0	0.5	0.5	0.4	0.2	0.5
Food and alcohol wholesaling ²	57	8	5.7	-0.7	0.6	3.2	2.3	-2.3
Hardware and building materials and supplies retailing.....	58	D	-17.1	-5.0	0.5	-2.5	0.5	3.6
Metal treatment services ²	59	1	5.3	0.0	0.1	0.7	0.4	-0.1
Stage 3 intermediate demand.....	ID5	3	-7.5	-0.2	-0.7	-0.2	-1.3	-0.2
Stage 3 intermediate demand goods.....	ID5	9311	-16.3	-0.6	-1.1	-1.2	-2.9	-0.3
Slaughter cattle.....	01	31	26.0	-0.6	4.1	8.0	-0.5	6.0
Slaughter hogs.....	01	32	-12.3	-0.1	-3.3	-8.0	-4.9	12.2
Slaughter poultry.....	01	4	-15.9	4.0	1.3	-0.5	-0.7	-2.3
Raw milk.....	01	6	-34.0	-5.3	-3.3	-3.8	-5.9	-7.0
Commercial electric power.....	05	42	7.1	1.7	-2.7	-0.1	0.8	0.1
Industrial electric power.....	05	43	9.5	-3.8	-0.8	-1.6	2.2	0.7
Gasoline.....	05	71	-36.4	2.8	-11.6	8.1	-13.6	3.4
Jet fuel ²	05	7203	-43.8	-5.3	-6.1	-12.7	-11.6	1.6
No. 2 diesel fuel.....	05	7303	-49.2	-4.6	-6.3	-3.6	-13.6	-6.0
Finished lubricants ²	05	76	9.0	0.3	0.1	-0.9	0.1	1.3
Lubricating oil base stocks ²	05	78	-34.7	3.3	-3.0	-2.0	-12.7	0.7
Asphalt.....	05	8102	-34.0	-2.9	3.3	9.7	4.6	0.5
Basic inorganic chemicals ²	06	13	3.3	-0.2	-0.4	-1.6	-1.2	-1.2
Basic organic chemicals.....	06	14	-20.5	0.6	-3.3	-0.3	-2.4	-4.1
Paints and allied products ²	06	2	4.4	-0.3	0.5	0.1	0.5	0.1

See footnotes at end of table.

Table 2. Producer price index percentage changes for selected commodity groupings by Final Demand-Intermediate Demand category, seasonally adjusted — Continued
[June 2023]

Grouping	Commodity code		Unadjusted 12-month percent change ¹	Seasonally adjusted 1-month percent change ¹				
	Group code	Item code		June 2022 to June 2023 ^P	Jan. to Feb.	Feb. to Mar. ^P	Mar. to Apr. ^P	Apr. to May ^P
Agricultural chemicals and chemical products.....	06	5	-19.3	-3.2	-4.1	-2.7	-2.5	0.1
Plastic resins and materials.....	06	6	-12.7	1.4	0.2	2.3	-0.8	-1.8
Synthetic rubber ²	07	1102	-10.0	1.7	-1.2	1.2	-1.0	-2.8
Unsupported plastic film, sheet, and other shapes ²	07	22	-6.3	-0.2	-1.5	0.1	-0.4	-2.8
Paper ²	09	13	2.8	0.7	-0.4	0.7	-0.9	-0.4
Paperboard ²	09	14	-3.3	-1.0	-0.9	-0.9	-0.2	-0.6
Converted paper and paperboard products ²	09	15	4.3	0.1	-0.5	0.0	0.3	-0.2
Commercial printing ²	09	47	5.6	0.1	0.4	-0.3	0.0	0.0
Foundry and forge shop products ²	10	15	1.8	0.6	0.1	1.0	-0.2	-0.3
Steel mill products ²	10	17	-18.0	2.3	0.9	3.6	5.1	-0.6
Nonferrous mill shapes ²	10	25	-7.6	1.6	0.1	-1.1	-0.2	-1.6
Nonferrous foundry shop products.....	10	28	4.2	0.9	-0.3	0.8	-0.2	-0.3
Metal containers ²	10	3	-3.4	-0.3	-0.3	0.2	0.3	-0.2
Structural, architectural, and pre-engineered metal products.....	10	74	-5.8	-0.4	0.5	0.4	-0.7	-1.4
Bolts, nuts, screws, rivets, and washers ²	10	81	7.5	1.7	0.3	0.4	0.3	0.6
Other miscellaneous metal products ²	10	89	3.7	0.9	-0.3	0.1	-0.1	0.4
General purpose machinery and equipment.....	11	4	7.3	0.2	0.6	0.9	0.5	-0.1
Electrical machinery and equipment.....	11	7	3.4	0.0	0.2	0.1	-0.3	0.5
Construction sand, gravel, and crushed stone.....	13	21	8.5	0.9	-0.1	0.1	0.2	0.4
Cement.....	13	22	13.3	1.3	0.7	-1.2	0.6	0.0
Motor vehicle parts ²	14	12	1.9	-0.1	0.3	0.2	0.1	0.0
Aircraft and aircraft equipment.....	14	2	4.4	0.7	0.6	0.4	0.4	0.2
Stage 3 intermediate demand services.....	ID5	9312	2.5	0.1	-0.4	0.7	0.1	-0.1
Rail transportation of freight and mail ²	30	11	-0.4	-0.9	-0.2	-0.2	-0.9	-0.4
Courier, messenger, and U.S. postal services.....	30	16	5.3	0.1	-0.4	0.1	0.1	0.0
Arrangement of freight and cargo ²	31	31	-27.3	-2.1	-6.4	-4.1	-2.0	2.9
Freight forwarding ²	31	3201	-1.8	-0.1	-0.2	0.5	0.0	0.0
Warehousing, storage, and related services ²	32	1	6.0	2.9	-0.3	0.0	-3.8	-1.4
Advertising space sales in periodicals, newspapers, directories, and mailing lists ²	36	1	3.4	0.6	0.9	0.0	0.0	0.0
Wired telephone services ²	37	1	3.7	0.7	0.2	0.8	0.5	-0.3
Bundled wired telecommunications access services ²	37	5	9.0	-0.4	1.3	0.0	-1.6	0.2
Data processing and related services ²	38	1	1.4	0.4	0.3	-0.1	0.1	0.3
Business loans (partial).....	39	11	69.8	10.8	-5.8	2.7	3.4	-2.3
Deposit services (partial) ²	39	2	23.2	-2.1	3.0	0.6	0.1	5.4
Securities brokerage, dealing, investment advice, and related services ²	40	1	34.4	4.5	-0.3	-0.4	3.2	-0.4
Insurance.....	41	11	4.4	0.1	0.2	0.3	0.2	0.9
Nonresidential real estate rents ²	43	11	4.7	-4.2	-1.7	2.6	0.2	1.3
Legal services.....	45	1	6.0	1.0	0.3	0.2	-0.2	0.3
Accounting services (partial).....	45	2	7.5	1.3	1.0	0.7	0.4	-0.3
Architectural and engineering services.....	45	3	3.3	0.4	0.0	0.7	0.2	0.2
Management, scientific, and technical consulting services.....	45	4	3.2	0.6	-2.2	2.5	0.2	0.1
Advertising agency services ²	45	51	0.8	0.3	0.2	0.0	0.0	-0.1
Staffing services.....	46	3	0.5	-0.2	0.5	0.8	0.1	-0.3
Aircraft repair maintenance.....	55	4	4.5	1.8	0.7	0.4	0.2	0.2
Machinery and equipment parts and supplies wholesaling ²	57	1102	5.0	-1.3	5.3	-2.8	2.6	-0.6
Building materials, paint, and hardware wholesaling.....	57	3	-5.8	-1.6	-1.5	0.2	-1.5	0.6
Metals, minerals, and ores wholesaling ²	57	4	1.8	2.1	10.4	2.1	-4.4	1.3
Chemicals and allied products wholesaling ²	57	5	7.2	-3.4	-2.4	3.1	0.5	1.7
Paper and plastics products wholesaling ²	57	6	3.0	0.5	0.5	0.4	0.2	0.5
Food wholesaling ²	57	8101	5.5	-1.0	0.9	3.5	2.8	-2.5
Metal treatment services ²	59	1	5.3	0.0	0.1	0.7	0.4	-0.1
Stage 2 intermediate demand.....	ID5	2	-13.4	-1.4	-2.5	1.2	-1.2	-1.4
Stage 2 intermediate demand goods.....	ID5	9211	-31.2	-4.6	-4.9	1.9	-3.7	-3.2
Corn.....	01	2202	-18.4	-0.2	-7.5	2.4	-6.0	3.4
Oilseeds.....	01	83	-20.6	0.6	-4.2	0.5	-1.2	-6.9
Prepared animal feeds.....	02	9	-3.2	-1.9	0.0	-1.4	-1.9	-0.9
Coal.....	05	1	0.4	0.8	-4.0	4.2	1.6	1.3
Natural gas ²	05	31	-76.8	-38.7	-25.5	-13.4	1.6	-5.3
Liquefied petroleum gas ²	05	32	-65.3	1.4	-11.4	-9.9	-15.7	-8.1
Crude petroleum ²	05	61	-42.6	3.3	-7.1	11.2	-10.0	-5.9
No. 2 diesel fuel.....	05	7303	-49.2	-4.6	-6.3	-3.6	-13.6	-6.0
Industrial chemicals.....	06	1	-17.3	0.4	-2.8	-0.5	-2.2	-3.5
Plastic resins and materials.....	06	6	-12.7	1.4	0.2	2.3	-0.8	-1.8
Plastic products ²	07	2	-1.9	-0.5	-0.3	0.1	-0.2	-0.7
Logs, bolts, timber, pulpwood, and wood chips ²	08	5	-2.9	-0.9	-1.0	-0.7	0.0	0.6

See footnotes at end of table.

Table 2. Producer price index percentage changes for selected commodity groupings by Final Demand-Intermediate Demand category, seasonally adjusted — Continued
[June 2023]

Grouping	Commodity code		Unadjusted 12-month percent change ¹	Seasonally adjusted 1-month percent change ¹				
	Group code	Item code		June 2022 to June 2023 ^P	Jan. to Feb.	Feb. to Mar. ^P	Mar. to Apr. ^P	Apr. to May ^P
Paper ²	09	13	2.8	0.7	-0.4	0.7	-0.9	-0.4
Paperboard, excluding corrugated paperboard ²	09	1411	-1.9	-1.0	-0.1	-0.6	0.0	-0.7
Commercial printing ²	09	47	5.6	0.1	0.4	-0.3	0.0	0.0
Iron and steel scrap.....	10	12	-20.6	11.1	3.1	5.6	-6.1	-10.8
Steel mill products ²	10	17	-18.0	2.3	0.9	3.6	5.1	-0.6
Nonferrous mill shapes ²	10	25	-7.6	1.6	0.1	-1.1	-0.2	-1.6
Electrical machinery and equipment.....	11	7	3.4	0.0	0.2	0.1	-0.3	0.5
Electronic components and accessories.....	11	78	-0.2	0.1	0.0	-0.4	-1.2	0.3
Stage 2 intermediate demand services.....	ID5	9212	7.2	1.2	-0.7	0.8	0.6	-0.2
Rail transportation of freight and mail ²	30	11	-0.4	-0.9	-0.2	-0.2	-0.9	-0.4
Truck transportation of freight ²	30	12	-13.7	-0.9	-1.6	-3.0	-0.5	-2.1
U.S. Postal Service ²	30	1601	10.0	0.0	0.0	0.0	0.0	0.0
Courier and messenger services, except air.....	30	1602	3.7	0.3	-0.2	0.1	0.7	0.1
Air mail and package delivery services, excluding by USPS.....	30	1603	-1.3	-0.1	-1.4	0.0	-0.8	-0.4
Pipeline transportation ²	30	17	4.2	1.2	0.0	-1.1	0.2	-1.2
Airline passenger services.....	30	22	-1.1	-1.2	1.3	-3.1	-0.8	1.1
Arrangement of freight and cargo ²	31	31	-27.3	-2.1	-6.4	-4.1	-2.0	2.9
Television advertising time sales.....	36	21	-15.5	-7.6	-2.9	2.8	-1.2	-0.9
Wireless telecommunication services.....	37	2	1.0	0.2	0.1	0.1	-0.2	0.2
Data processing and related services ²	38	1	1.4	0.4	0.3	-0.1	0.1	0.3
Securities brokerage, dealing, investment advice, and related services ²	40	1	34.4	4.5	-0.3	-0.4	3.2	-0.4
Portfolio management ²	40	2	-4.9	-0.2	-3.9	4.0	-3.0	-0.3
Investment banking ²	40	31	1.7	2.1	1.5	-0.8	1.4	-0.6
Insurance.....	41	11	4.4	0.1	0.2	0.3	0.2	0.9
Commissions from sales of insurance ²	42	11	0.8	-0.1	0.0	0.0	0.0	0.0
Legal services.....	45	1	6.0	1.0	0.3	0.2	-0.2	0.3
Accounting services (partial).....	45	2	7.5	1.3	1.0	0.7	0.4	-0.3
Management, scientific, and technical consulting services.....	45	4	3.2	0.6	-2.2	2.5	0.2	0.1
Advertising agency services ²	45	51	0.8	0.3	0.2	0.0	0.0	-0.1
Staffing services.....	46	3	0.5	-0.2	0.5	0.8	0.1	-0.3
Security guard services ²	48	1	7.2	0.1	0.3	0.1	2.1	0.1
Janitorial services ²	49	1	2.5	-0.1	0.1	1.0	-0.3	0.3
Traveler accommodation services.....	53	1	2.8	-3.1	6.2	1.0	-2.9	2.3
Commercial and industrial machinery and equipment repair and maintenance.....	55	1	7.8	-0.4	1.1	1.9	-0.4	0.1
Hardware and building materials and supplies retailing.....	58	D	-17.1	-5.0	0.5	-2.5	0.5	3.6
Stage 1 intermediate demand.....	ID5	1	-4.7	-0.3	-0.4	-0.1	-0.9	-0.2
Stage 1 intermediate demand goods.....	ID5	9111	-11.1	-0.4	-1.0	-0.7	-1.8	-0.8
Prepared animal feeds.....	02	9	-3.2	-1.9	0.0	-1.4	-1.9	-0.9
Commercial electric power.....	05	42	7.1	1.7	-2.7	-0.1	0.8	0.1
Industrial electric power.....	05	43	9.5	-3.8	-0.8	-1.6	2.2	0.7
Commercial natural gas.....	05	52	-23.6	-11.0	-9.9	-6.4	-6.0	-2.3
Industrial natural gas.....	05	53	-29.9	-10.5	-7.8	-6.9	-6.2	-1.6
Gasoline.....	05	71	-36.4	2.8	-11.6	8.1	-13.6	3.4
No. 2 diesel fuel.....	05	7303	-49.2	-4.6	-6.3	-3.6	-13.6	-6.0
Industrial chemicals.....	06	1	-17.3	0.4	-2.8	-0.5	-2.2	-3.5
Prepared paint ²	06	21	3.1	0.1	-0.2	0.2	0.2	0.0
Plastic construction products ²	07	21	-3.5	-1.1	0.1	-0.2	-0.7	-1.0
Recyclable paper ²	09	12	-56.5	7.4	-0.4	6.3	4.0	-1.3
Paper ²	09	13	2.8	0.7	-0.4	0.7	-0.9	-0.4
Converted paper and paperboard products ²	09	15	4.3	0.1	-0.5	0.0	0.3	-0.2
Iron and steel scrap.....	10	12	-20.6	11.1	3.1	5.6	-6.1	-10.8
Steel mill products ²	10	17	-18.0	2.3	0.9	3.6	5.1	-0.6
Primary nonferrous metals ²	10	22	-4.5	1.5	-5.2	0.9	4.4	-0.3
Nonferrous scrap.....	10	23	-14.5	-3.3	-2.6	-0.4	2.0	-3.4
Nonferrous wire and cable ²	10	26	-3.4	-2.8	-0.8	0.0	-1.8	-1.8
Fabricated structural metal products.....	10	7	-2.0	-0.3	0.4	0.2	-0.5	-0.7
General purpose machinery and equipment.....	11	4	7.3	0.2	0.6	0.9	0.5	-0.1
Construction sand, gravel, and crushed stone.....	13	21	8.5	0.9	-0.1	0.1	0.2	0.4
Stage 1 intermediate demand services.....	ID5	9112	2.8	-0.2	0.2	0.6	0.0	0.3
Truck transportation of freight ²	30	12	-13.7	-0.9	-1.6	-3.0	-0.5	-2.1
Airline passenger services.....	30	22	-1.1	-1.2	1.3	-3.1	-0.8	1.1
Advertising space sales in periodicals, newspapers, directories, and mailing lists ²	36	1	3.4	0.6	0.9	0.0	0.0	0.0
Business wired telecommunication services ²	37	12	2.3	1.2	0.1	0.7	0.0	-0.6
Wireless telecommunication services.....	37	2	1.0	0.2	0.1	0.1	-0.2	0.2

See footnotes at end of table.

Table 2. Producer price index percentage changes for selected commodity groupings by Final Demand-Intermediate Demand category, seasonally adjusted — Continued
 [June 2023]

Grouping	Commodity code		Unadjusted 12-month percent change ¹	Seasonally adjusted 1-month percent change ¹				
	Group code	Item code		June 2022 to June 2023 ^p	Jan. to Feb.	Feb. to Mar. ^p	Mar. to Apr. ^p	Apr. to May ^p
Bundled wired telecommunications access services ²	37	5	9.0	-0.4	1.3	0.0	-1.6	0.2
Business loans (partial).....	39	11	69.8	10.8	-5.8	2.7	3.4	-2.3
Deposit services (partial) ²	39	2	23.2	-2.1	3.0	0.6	0.1	5.4
Securities brokerage, dealing, investment advice, and related services ²	40	1	34.4	4.5	-0.3	-0.4	3.2	-0.4
Portfolio management ²	40	2	-4.9	-0.2	-3.9	4.0	-3.0	-0.3
Investment banking ²	40	3	1.7	2.1	1.5	-0.8	1.4	-0.6
Insurance.....	41	11	4.4	0.1	0.2	0.3	0.2	0.9
Nonresidential real estate rents ²	43	11	4.7	-4.2	-1.7	2.6	0.2	1.3
Architectural and engineering services.....	45	3	3.3	0.4	0.0	0.7	0.2	0.2
Management consulting services.....	45	41	3.2	0.6	-2.2	2.5	0.2	0.1
Waste collection.....	50	1	12.5	1.6	1.1	1.1	0.7	0.5
Traveler accommodation services.....	53	11	2.8	-3.1	6.2	1.0	-2.9	2.3
Commercial and industrial machinery and equipment repair and maintenance.....	55	1	7.8	-0.4	1.1	1.9	-0.4	0.1
Machinery and equipment parts and supplies wholesaling ²	57	1102	5.0	-1.3	5.3	-2.8	2.6	-0.6
Building materials, paint, and hardware wholesaling.....	57	3	-5.8	-1.6	-1.5	0.2	-1.5	0.6
Metals, minerals, and ores wholesaling ²	57	4	1.8	2.1	10.4	2.1	-4.4	1.3
Chemicals and allied products wholesaling ²	57	5	7.2	-3.4	-2.4	3.1	0.5	1.7
Paper and plastics products wholesaling ²	57	6	3.0	0.5	0.5	0.4	0.2	0.5
Hardware and building materials and supplies retailing.....	58	D	-17.1	-5.0	0.5	-2.5	0.5	3.6
Mining services ²	60	1	4.0	0.5	1.1	-0.7	-0.3	-0.4

¹ All indexes are subject to revision for 4 months after their originally scheduled publication to incorporate late reports and corrections by survey respondents. In addition, seasonally adjusted indexes are subject to change for up to 5 years due to the recalculation of seasonal factors published each January.

² Seasonal tests did not indicate the presence of seasonality. Data shown is not seasonally adjusted.

³ Trade indexes measure changes in margins received by wholesalers and retailers.

p Preliminary

"-" Data not available.

NOTE: The term "(partial)" denotes incomplete coverage of the index category.

Table 3. Producer price indexes for Final Demand-Intermediate Demand groupings, seasonally adjusted
 [June 2023, Index base Nov. 2009=100, unless otherwise indicated]

Grouping	Other index base	Commodity code		Seasonally adjusted index ¹				
		Group code	Item code	Feb. 2023	Mar. 2023 ^p	Apr. 2023 ^p	May 2023 ^p	June 2023 ^p
Final Demand								
Final demand.....		FD	4	141.290	140.740	140.823	140.306	140.497
Final demand goods.....		FD	41	144.417	142.848	143.016	140.795	140.792
Final demand foods.....		FD	411	151.240	151.599	150.962	148.899	148.740
Finished consumer foods ²	00/82	FD	4111	265.132	267.078	265.761	262.315	262.997
Finished consumer foods, crude.....	00/82	FD	411113	283.424	294.729	300.788	251.849	257.155
Finished consumer foods, processed.....	00/82	FD	411112	262.238	263.284	261.269	262.174	262.413
Government purchased foods.....		FD	4112	152.243	152.729	151.199	150.597	150.540
Foods for export.....		FD	4113	157.955	154.878	155.101	151.890	149.205
Final demand energy.....		FD	412	152.341	143.118	143.860	134.057	134.963
Finished consumer energy goods ²	00/82	FD	4121	237.207	221.477	226.091	211.175	213.696
Government purchased energy.....		FD	4122	167.819	159.630	152.347	140.210	138.883
Energy for export.....		FD	4123	143.830	140.634	133.311	124.235	121.991
Final demand goods less foods and energy.....		FD	413	140.148	140.430	140.644	140.747	140.506
Finished goods less foods and energy ²	00/82	FD	4131	245.204	245.990	246.152	246.907	247.070
Finished consumer goods less foods and energy.....	00/82	FD	41311	273.073	273.790	273.893	274.663	274.755
Nondurable consumer goods less foods and energy.....	00/82	FD	413111	353.134	354.198	354.717	355.923	356.170
Durable consumer goods.....	00/82	FD	413112	190.733	191.122	190.876	191.241	191.200
Private capital equipment.....	00/82	FD	41312	210.013	210.825	211.032	211.741	211.960
Private capital equipment for manufacturing industries.....	00/82	FD	413121	224.472	225.346	225.556	226.602	226.993
Private capital equipment for nonmanufacturing industries.....	00/82	FD	413122	205.685	206.478	206.684	207.292	207.461
Government purchased goods, excluding foods and energy.....		FD	4132	136.543	136.524	136.525	136.372	136.166
Government purchased goods excluding foods, energy, and capital equipment.....		FD	41321	146.673	146.348	146.304	145.901	145.371
Government purchased capital equipment.....		FD	41322	121.882	122.230	122.286	122.435	122.620
Goods for export, excluding foods and energy.....		FD	4133	137.604	137.688	138.176	137.792	136.968
Final demand services.....		FD	42	138.648	138.531	138.592	138.816	139.099
Final demand trade services ³		FD	423	150.998	150.124	149.860	150.899	151.187
Trade of finished goods ²		FD	4231	149.845	148.786	148.521	149.616	150.000
Trade of personal consumption goods.....		FD	42311	149.950	148.544	149.077	150.489	150.898
Trade of private capital equipment.....		FD	42312	147.682	148.167	144.371	144.052	144.321
Trade of government purchased goods.....		FD	4232	158.121	157.559	157.672	158.084	157.470
Trade of government purchased goods, excluding capital equipment.....		FD	42321	162.312	162.241	165.728	166.355	165.267
Trade of government purchased capital equipment.....		FD	42322	150.343	149.053	144.123	144.210	144.278
Trade of exports.....		FD	4233	159.105	159.881	159.488	160.226	159.954
Final demand transportation and warehousing services.....		FD	422	154.394	153.327	149.575	148.801	147.408
Transportation of passengers for final demand.....		FD	4221	138.104	139.935	135.680	134.578	136.020
Transportation of private passengers.....		FD	42211	138.100	139.928	135.681	134.582	136.020
Transportation of government passengers.....		FD	42212	137.856	139.668	135.459	134.370	135.794
Transportation of passengers for export.....		FD	42213	138.129	139.975	135.684	134.572	136.029
Transportation and warehousing of goods for final demand.....		FD	4222	159.902	157.709	154.174	153.532	151.033
Transportation and warehousing of finished goods ²		FD	42221	158.389	156.126	152.359	151.691	149.050
Transportation and warehousing of personal consumption goods.....		FD	422211	158.733	156.504	152.799	152.148	149.548
Transportation and warehousing of private capital equipment.....		FD	422212	157.001	154.597	150.577	149.842	147.031
Transportation and warehousing of government purchased goods.....		FD	42222	157.921	156.049	152.971	151.989	149.645
Transportation and warehousing of exports.....		FD	42223	164.998	162.883	159.763	159.252	157.028
Final demand services less trade, transportation, and warehousing.....		FD	421	131.420	131.706	132.296	132.294	132.745
Finished services less trade, transportation, and warehousing ²		FD	4211	131.648	132.057	132.603	132.548	133.019
Finished consumer services less trade, transportation, and warehousing.....		FD	42111	130.995	131.399	132.039	131.888	132.329
Private capital investment services less trade, transportation, and warehousing.....		FD	42112	137.844	138.295	138.109	138.811	139.515
Government purchased services less trade, transportation, and warehousing.....		FD	4212	122.606	122.550	123.296	123.296	123.677
Gov. purchased services less trade, transportation, and warehousing, excl. capital investment.....		FD	42121	123.117	123.058	123.893	123.870	124.220
Government purchased capital investment services less trade, transportation, and warehousing.....		FD	42122	109.386	109.370	108.825	109.151	109.958
Services for export less trade, transportation, and warehousing.....		FD	4213	139.024	137.917	138.963	139.723	139.975
Final demand construction.....		FD	43	176.578	176.798	176.357	176.595	176.591
Construction for private capital investment.....		FD	431	180.876	181.045	180.600	180.842	180.849
Construction for government.....		FD	432	168.540	168.870	168.435	168.667	168.642
Final Demand Special Groupings								
Final demand less exports.....	04/10	FD	49101	138.813	138.264	138.383	137.873	138.203
Final demand less government.....	04/10	FD	49102	139.258	138.746	138.895	138.454	138.670
Final demand less foods, food and nonalcoholic beverages for immediate consumption, and energy ¹	04/10	FD	49103	138.559	138.520	138.603	138.773	138.906
Final demand less foods and energy ⁴	04/10	FD	49104	138.243	138.219	138.300	138.496	138.658
Final demand less foods and food and nonalcoholic beverages for immediate consumption ⁴	04/10	FD	49105	139.033	138.392	138.518	138.033	138.216

See footnotes at end of table.

Table 3. Producer price indexes for Final Demand-Intermediate Demand groupings, seasonally adjusted — Continued

[June 2023, Index base Nov. 2009=100, unless otherwise indicated]

Grouping	Other index base	Commodity code		Seasonally adjusted index ¹				
		Group code	Item code	Feb. 2023	Mar. 2023 ^P	Apr. 2023 ^P	May 2023 ^P	June 2023 ^P
Final demand less foods ⁴	04/10	FD	49106	138.641	138.049	138.170	137.747	137.954
Final demand less energy.....	04/10	FD	49107	138.728	138.726	138.767	138.835	138.979
Final demand less trade services.....	01/10	FD	49108	137.404	136.932	137.089	136.238	136.405
Final demand less distributive services ⁵	01/10	FD	49109	136.605	136.205	136.521	135.660	135.939
Final demand goods less energy.....	01/10	FD	49111	141.069	141.366	141.393	141.025	140.804
Final demand goods less foods.....	04/10	FD	49112	139.865	137.928	138.260	136.055	136.085
Final demand services less trade services.....	04/10	FD	49113	132.419	132.576	132.754	132.679	132.956
Final demand distributive services ⁵	04/10	FD	49114	149.319	148.259	147.498	148.257	148.118
Final demand goods plus final demand distributive services ⁵	04/10	FD	49115	144.360	143.025	142.805	141.851	141.794
Final demand less foods, energy, and trade services ⁴	08/13	FD	49116	127.183	127.363	127.522	127.506	127.628
Private and government purchased capital equipment.....	08/13	FD	49117	126.621	127.093	127.209	127.598	127.739
Private and government purchased capital investment services.....	08/13	FD	49118	131.861	132.089	130.395	130.614	130.936
Total private and government purchased capital investment.....	08/13	FD	49119	133.115	133.426	132.571	132.851	133.064
Total finished ²	01/10	FD	49201	139.687	139.170	139.372	138.939	139.318
Total finished less foods, food and nonalcoholic beverages for immediate consumption, and energy ^{2, 4}	12/10	FD	49202	137.813	137.826	137.900	138.152	138.451
Total finished less foods and energy ^{2, 4}	01/10	FD	49203	138.646	138.660	138.737	138.989	139.287
Total finished less foods and food and nonalcoholic beverages for immediate consumption ^{2, 4}	12/10	FD	49204	137.810	137.205	137.455	137.106	137.483
Total finished less foods ^{2, 4}	01/10	FD	49205	139.191	138.586	138.839	138.488	138.867
Total finished less energy ²	01/10	FD	49206	139.213	139.286	139.318	139.450	139.753
Finished goods ²	00/82	FD	49207	256.727	253.356	254.410	250.113	251.020
Finished goods less energy ²	00/82	FD	49208	249.717	250.814	250.576	250.193	250.496
Finished goods, excluding foods ^{2, 4}	00/82	FD	49209	253.851	249.088	250.763	246.254	247.219
Finished services ²	01/10	FD	49210	137.066	136.996	137.082	137.300	137.644
Private capital investment services.....	04/10	FD	49211	141.881	142.183	140.438	140.676	141.018
Finished distributive services ^{2, 5}	04/10	FD	49212	147.786	146.604	145.923	146.784	146.804
Finished services less trade services ²	04/10	FD	49213	132.112	132.409	132.626	132.518	132.846
Finished services less distributive services ^{2, 5}	04/10	FD	49214	130.930	131.367	131.804	131.726	132.216
Total private capital investment (goods, services, and construction).....	04/10	FD	49215	140.981	141.343	140.423	140.734	140.968
Finished goods plus finished distributive services ²	04/10	FD	49216	145.359	143.815	143.792	142.965	143.238
Total exports.....	04/10	FD	49301	140.334	139.839	139.683	139.180	138.448
Goods for export.....	00/82	FD	49302	235.348	234.552	234.565	232.530	230.646
Services for export.....	04/10	FD	49303	149.205	148.651	148.262	148.692	148.442
Total government purchases.....	04/10	FD	49401	137.124	136.246	135.557	134.269	134.139
Government purchased goods.....	00/82	FD	49402	237.741	234.397	231.075	225.744	224.968
Government purchased services.....	04/10	FD	49403	130.904	130.723	131.045	131.033	131.149
Total government purchased capital investment (goods, services, construction).....	08/13	FD	49404	131.390	131.484	130.739	130.914	131.067
Government purchases, defense.....	05/15	FD	49405	123.730	123.098	121.345	119.943	120.085
Government purchases, non-defense.....	05/15	FD	49406	131.656	130.692	130.599	129.482	129.241
Personal consumption.....	01/10	FD	49501	139.309	138.591	139.049	138.447	138.859
Personal consumption goods (finished consumer goods).....	00/82	FD	49502	276.599	271.396	272.819	266.331	267.539
Personal consumption goods less energy.....	00/82	FD	49503	270.198	271.455	270.936	269.861	270.211
Personal consumption goods less foods.....	00/82	FD	49504	279.533	271.322	273.903	266.166	267.590
Personal consumption nondurable goods less foods.....	00/82	FD	49508	318.431	306.377	310.220	298.863	300.943
Personal consumption services.....	04/10	FD	49505	135.809	135.681	136.050	136.264	136.606
Personal consumption less trade services.....	04/10	FD	49506	136.069	135.525	135.963	134.863	135.273
Personal consumption less distributive services ⁵	04/10	FD	49507	135.487	135.002	135.588	134.469	134.986
Personal consumption less foods and energy.....	04/14	FD	49510	127.317	127.245	127.560	127.777	128.068
Personal consumption less foods, energy, and trade services ³	04/14	FD	49511	123.976	124.273	124.535	124.425	124.690
Personal consumption less foods, energy, and distributive services ⁵	04/14	FD	49512	123.551	123.952	124.374	124.285	124.666
Personal consumption goods plus personal consumption distributive services ⁵	08/13	FD	49509	134.332	132.413	132.760	131.748	132.058
Intermediate Demand by Commodity Type								
Processed goods								
Processed goods for intermediate demand.....	00/82	ID6	1	263.476	260.851	259.458	255.468	254.013
Materials and components for manufacturing.....	00/82	ID6	11	237.049	236.039	236.740	236.197	234.442
Materials for manufacturing.....		ID6	111	149.115	147.944	148.354	147.889	146.124
Materials for food manufacturing.....	00/82	ID6	1111	254.864	254.812	252.074	245.850	242.241
Materials for nondurable manufacturing.....	00/82	ID6	1112	279.031	274.419	274.011	270.068	265.242
Materials for durable manufacturing.....	00/82	ID6	1113	281.647	281.446	285.245	290.609	289.388
Components for manufacturing.....	00/82	ID6	112	186.876	187.211	187.827	187.660	187.672
Components for nondurable manufacturing.....		ID6	1121	147.547	147.044	147.345	146.935	145.692
Components for durable manufacturing.....		ID6	1122	131.787	132.059	132.502	132.396	132.463
Materials and components for construction.....	00/82	ID6	12	349.103	350.456	350.833	350.602	350.455
Materials for construction.....		ID6	121	165.579	165.717	165.916	165.993	166.233
Components for construction.....		ID6	122	177.848	178.964	179.140	178.863	178.526
Processed fuels and lubricants for intermediate demand.....	00/82	ID6	13	270.047	259.403	251.365	233.971	231.926
Processed fuels and lubricants to manufacturing industries.....	00/82	ID6	131	270.092	268.140	254.764	243.500	243.143

See footnotes at end of table.

Table 3. Producer price indexes for Final Demand-Intermediate Demand groupings, seasonally adjusted — Continued

[June 2023, Index base Nov. 2009=100, unless otherwise indicated]

Grouping	Other index base	Commodity code		Seasonally adjusted index ¹				
		Group code	Item code	Feb. 2023	Mar. 2023 ^P	Apr. 2023 ^P	May 2023 ^P	June 2023 ^P
Processed fuels and lubricants to nonmanufacturing industries.....	00/82	ID6	132	270.352	256.943	250.585	231.230	228.644
Containers for intermediate demand.....	00/82	ID6	14	313.618	311.026	310.368	311.470	310.963
Supplies for intermediate demand.....	00/82	ID6	15	253.107	252.961	252.510	251.574	250.811
Supplies to manufacturing industries.....	00/82	ID6	151	247.470	247.547	247.465	247.322	246.612
Supplies to nonmanufacturing industries.....	00/82	ID6	152	251.973	251.793	251.289	250.237	249.473
Supplies to nonmanufacturing industries, feeds.....	00/82	ID6	1521	248.299	245.063	241.370	235.078	233.218
Supplies to nonmanufacturing industries, other than feeds.....	00/82	ID6	1522	254.478	254.694	254.600	254.220	253.599
Unprocessed goods								
Unprocessed goods for intermediate demand.....	00/82	ID6	2	268.293	255.657	260.271	247.268	242.194
Unprocessed foodstuffs and feedstuffs.....	00/82	ID6	21	238.686	237.096	233.507	222.699	224.607
Unprocessed nonfood materials.....	00/82	ID6	22	278.144	257.997	268.397	254.362	244.413
Unprocessed nonfood materials except fuel.....	00/82	ID6	221	336.260	322.363	343.232	321.153	307.954
Unprocessed nonfood materials except fuel to manufacturing industries.....	00/82	ID6	2211	311.562	298.065	318.309	296.854	283.984
Unprocessed nonfood materials except fuel to nonmanufacturing industries.....	00/82	ID6	2212	345.782	345.850	346.280	346.714	347.994
Unprocessed fuel.....	00/82	ID6	222	154.971	123.973	114.083	115.927	112.598
Unprocessed fuel to manufacturing industries.....	00/82	ID6	2221	237.722	218.889	222.445	226.036	227.186
Unprocessed fuel to nonmanufacturing industries.....	00/82	ID6	2222	154.728	122.160	111.230	113.029	109.352
Services								
Services for intermediate demand.....		ID6	3	144.760	144.300	145.373	145.771	145.713
Trade services for intermediate demand ⁵		ID6	33	168.779	170.434	172.410	173.117	172.907
Trade services for manufacturing industries.....	12/12	ID6	331	154.977	158.110	159.704	160.237	159.962
Trade services for nonmanufacturing industries.....	12/12	ID6	332	149.452	149.380	151.340	152.077	151.968
Transportation and warehousing services for intermediate demand.....		ID6	32	157.810	156.380	154.662	153.790	153.148
Transportation of passengers for intermediate demand.....		ID6	321	137.918	139.730	135.522	134.434	135.857
Transportation of passengers for manufacturing industries.....		ID6	3211	138.104	139.949	135.661	134.550	136.005
Transportation of passengers for nonmanufacturing industries.....		ID6	3212	137.957	139.765	135.567	134.481	135.900
Transportation and warehousing of goods for intermediate demand.....		ID6	322	159.997	158.262	156.773	155.919	155.082
Transportation and warehousing of goods for manufacturing industries.....	12/12	ID6	3221	133.651	132.226	129.973	129.544	127.852
Transportation and warehousing of goods for nonmanufacturing industries.....	12/12	ID6	3222	142.723	141.168	140.132	139.288	138.829
Services less trade, transportation, and warehousing for intermediate demand.....		ID6	31	135.829	135.101	136.483	137.044	137.127
Services less trade, transportation, and warehousing for manufacturing industries.....		ID6	311	126.907	127.152	127.826	127.968	127.757
Services less trade, transportation, and warehousing for nonmanufacturing industries.....		ID6	312	136.115	135.354	136.759	137.335	137.428
Construction								
Construction for intermediate demand.....		ID6	4	142.751	143.359	143.442	145.397	145.579
Intermediate Demand by Commodity Type Special Groupings								
Processed materials less foods and feeds.....	00/82	ID6	9111	264.856	262.020	260.772	256.916	255.565
Processed foods and feeds.....	00/82	ID6	9112	250.245	249.691	246.882	241.580	239.120
Processed energy goods.....	00/82	ID6	9113	271.301	260.607	252.531	235.057	232.999
Processed materials less energy.....	00/82	ID6	9118	258.369	257.783	258.070	257.483	256.198
Processed materials less foods and energy.....	00/82	ID6	9115	258.918	258.329	259.015	259.037	257.908
Intermediate distributive services ⁶	04/10	ID6	9116	162.559	162.720	163.164	163.184	162.705
Processed goods plus intermediate distributive services.....	04/10	ID6	9117	148.439	147.441	147.008	145.430	144.723
Unprocessed materials less agricultural products.....	00/82	ID6	9211	278.500	258.384	269.528	255.408	243.568
Unprocessed energy materials ⁷	00/82	ID6	9212	213.987	190.329	201.240	187.141	177.745
Unprocessed materials less energy.....	00/82	ID6	9213	294.570	292.355	291.571	280.332	279.171
Unprocessed nonfood materials less energy ⁸	00/82	ID6	9216	460.923	456.817	464.789	452.554	441.821
Intermediate Demand by Production Flow								
Stage 4 Intermediate Demand								
Stage 4 intermediate demand.....		ID5	4	147.810	147.450	147.945	147.789	147.770
Inputs to stage 4 goods producers.....		ID5	41	146.185	146.695	146.670	146.731	146.492
Goods.....		ID5	411	140.747	140.333	140.279	139.955	139.835
Foods.....		ID5	4111	156.086	152.706	152.282	148.799	148.283
Energy.....		ID5	4112	167.732	178.345	152.742	136.876	142.301
Goods excluding foods and energy.....		ID5	4113	138.258	138.196	138.434	138.738	138.628
Services.....		ID5	412	164.283	167.871	167.942	169.285	168.651
Trade services.....		ID5	4123	174.895	180.168	180.180	182.169	181.325
Transportation and warehousing services.....		ID5	4122	138.724	137.877	135.800	134.904	133.912
Transportation of passengers.....		ID5	41221	138.128	139.974	135.683	134.571	136.028
Transportation and warehousing of goods.....		ID5	41222	148.027	146.596	144.815	143.902	142.363
Services less trade, transportation, and warehousing.....		ID5	4121	128.420	128.298	129.206	129.300	129.425
Inputs to stage 4 services producers.....		ID5	42	144.566	143.730	144.487	144.531	144.576

See footnotes at end of table.

Table 3. Producer price indexes for Final Demand-Intermediate Demand groupings, seasonally adjusted — Continued

[June 2023, Index base Nov. 2009=100, unless otherwise indicated]

Grouping	Other index base	Commodity code		Seasonally adjusted index ¹				
		Group code	Item code	Feb. 2023	Mar. 2023 ^P	Apr. 2023 ^P	May 2023 ^P	June 2023 ^P
Goods.....		ID5	421	147.940	146.744	145.695	144.540	144.454
Foods.....		ID5	4211	148.460	148.612	146.569	144.947	144.823
Energy.....		ID5	4212	147.168	142.987	140.882	138.161	138.025
Goods excluding foods and energy.....		ID5	4213	147.356	147.497	147.381	147.294	147.246
Services.....		ID5	422	143.226	142.510	143.868	144.310	144.399
Trade services.....		ID5	4223	158.261	159.308	161.159	162.218	161.772
Transportation and warehousing services.....		ID5	4222	152.362	151.674	150.505	148.656	148.197
Transportation of passengers.....		ID5	42221	137.583	139.412	135.162	134.062	135.502
Transportation and warehousing of goods.....		ID5	42222	155.509	154.392	153.740	151.756	150.973
Services less trade, transportation, and warehousing.....		ID5	4221	139.641	138.739	140.299	140.911	141.113
Construction.....		ID5	423	142.751	143.359	143.442	145.397	145.579
Inputs to stage 4 construction producers.....		ID5	43	162.450	162.133	162.695	161.214	161.423
Goods.....		ID5	431	167.013	166.343	166.911	165.217	165.497
Energy.....		ID5	4312	170.120	156.959	161.511	142.071	144.200
Goods excluding foods and energy.....		ID5	4313	170.527	171.098	171.278	171.331	171.438
Services.....		ID5	432	150.737	151.298	151.843	150.895	150.924
Trade services.....		ID5	4323	168.037	170.325	172.371	170.042	171.099
Transportation and warehousing services.....		ID5	4322	152.952	150.844	147.179	146.318	143.780
Transportation of passengers.....		ID5	43221	143.979	145.900	141.435	140.279	141.794
Transportation and warehousing of goods.....		ID5	43222	153.980	151.764	148.099	147.240	144.590
Services less trade, transportation, and warehousing.....		ID5	4321	129.749	129.859	130.723	130.929	131.057
Stage 3 Intermediate Demand								
Stage 3 intermediate demand.....		ID5	3	148.956	147.878	147.636	145.706	145.377
Inputs to stage 3 goods producers.....		ID5	31	159.961	159.766	159.147	156.622	156.392
Goods.....		ID5	311	156.136	155.606	154.678	151.798	151.608
Foods.....		ID5	3111	175.728	175.449	171.521	161.977	163.856
Energy.....		ID5	3112	149.380	153.095	142.413	132.452	133.241
Goods excluding foods and energy.....		ID5	3113	152.536	151.636	152.535	152.840	151.731
Services.....		ID5	312	163.954	165.064	165.672	164.685	164.327
Trade services.....		ID5	3123	169.842	172.923	175.740	174.186	174.678
Transportation and warehousing services.....		ID5	3122	154.405	152.647	149.411	148.710	146.728
Transportation of passengers.....		ID5	31221	147.066	149.030	144.464	143.281	144.831
Transportation and warehousing of goods.....		ID5	31222	154.593	152.631	149.473	148.800	146.625
Services less trade, transportation, and warehousing.....		ID5	3121	131.946	132.189	133.088	133.451	133.529
Inputs to stage 3 services producers.....		ID5	32	139.801	138.077	138.117	136.599	136.176
Goods.....		ID5	321	137.186	132.367	128.111	119.533	118.267
Foods.....		ID5	3211	162.702	161.096	156.856	157.527	155.484
Energy.....		ID5	3212	143.681	135.979	129.103	115.309	113.486
Goods excluding foods and energy.....		ID5	3213	136.817	136.429	136.267	135.651	135.240
Services.....		ID5	322	140.362	139.423	140.594	140.890	140.680
Trade services.....		ID5	3223	190.520	188.270	193.214	192.044	191.369
Transportation and warehousing services.....		ID5	3222	163.310	161.455	160.769	159.937	159.897
Transportation of passengers.....		ID5	32221	104.451	104.633	104.361	104.376	104.244
Transportation and warehousing of goods.....		ID5	32222	163.815	161.951	161.262	160.426	160.386
Services less trade, transportation, and warehousing.....		ID5	3221	131.542	130.929	132.388	133.081	132.853
Construction.....		ID5	323	142.751	143.359	143.442	145.397	145.579
Inputs to stage 3 construction producers.....		ID5	33	138.330	138.225	137.629	137.377	138.496
Goods.....		ID5	331	134.921	134.392	134.134	134.029	134.155
Goods excluding foods and energy.....		ID5	3313	171.922	171.247	170.918	170.785	170.946
Services.....		ID5	332	160.726	161.114	160.036	159.573	162.026
Trade services.....		ID5	3323	164.923	165.399	164.163	163.636	166.395
Transportation and warehousing services.....		ID5	3322	115.475	114.497	114.337	114.025	113.716
Transportation and warehousing of goods.....		ID5	33222	121.888	120.856	120.687	120.358	120.031
Services less trade, transportation, and warehousing.....		ID5	3321	124.417	124.395	124.925	125.239	125.125
Stage 2 Intermediate Demand								
Stage 2 intermediate demand.....		ID5	2	137.680	134.182	135.831	134.201	132.263
Inputs to stage 2 goods producers.....		ID5	21	128.027	122.753	125.034	121.664	118.328
Goods.....		ID5	211	125.694	118.733	121.346	116.473	112.306
Foods.....		ID5	2111	169.792	164.859	164.203	160.360	155.174
Energy.....		ID5	2112	95.499	84.974	88.979	82.275	78.006
Goods excluding foods and energy.....		ID5	2113	147.446	147.346	147.893	146.759	143.679
Services.....		ID5	212	148.429	148.096	149.555	150.715	149.707
Trade services.....		ID5	2123	163.617	164.060	168.165	170.750	168.876
Transportation and warehousing services.....		ID5	2122	168.609	167.987	166.692	166.669	165.796
Transportation of passengers.....		ID5	21221	138.420	140.194	136.079	135.018	136.401
Transportation and warehousing of goods.....		ID5	21222	170.395	169.655	168.495	168.522	167.538
Services less trade, transportation, and warehousing.....		ID5	2121	135.825	134.832	136.212	137.096	136.781
Construction.....		ID5	213	142.751	143.359	143.442	145.397	145.579

See footnotes at end of table.

Table 3. Producer price indexes for Final Demand-Intermediate Demand groupings, seasonally adjusted — Continued

[June 2023, Index base Nov. 2009=100, unless otherwise indicated]

Grouping	Other index base	Commodity code		Seasonally adjusted index ¹				
		Group code	Item code	Feb. 2023	Mar. 2023 ^P	Apr. 2023 ^P	May 2023 ^P	June 2023 ^P
Inputs to stage 2 services producers.....		ID5	22	144.851	143.670	144.481	145.057	144.907
Goods.....		ID5	221	147.056	146.212	145.780	144.225	143.543
Foods.....		ID5	2211	125.887	122.434	121.358	117.984	115.714
Energy.....		ID5	2212	180.011	167.762	162.934	143.505	141.621
Goods excluding foods and energy.....		ID5	2213	145.486	145.425	145.291	144.933	144.351
Services.....		ID5	222	144.205	142.946	143.924	144.730	144.638
Trade services.....		ID5	2223	182.673	176.236	177.357	183.848	182.488
Transportation and warehousing services.....		ID5	2222	151.683	148.228	145.624	144.433	145.797
Transportation of passengers.....		ID5	22221	138.541	140.380	136.107	135.000	136.449
Transportation and warehousing of goods.....		ID5	22222	154.697	150.255	147.949	146.737	148.091
Services less trade, transportation, and warehousing.....		ID5	2221	142.716	141.853	143.095	143.789	143.648
Construction.....		ID5	223	142.751	143.359	143.442	145.397	145.579
Stage 1 Intermediate Demand								
Stage 1 intermediate demand.....		ID5	1	146.357	145.751	145.653	144.325	143.997
Inputs to stage 1 goods producers.....		ID5	11	149.069	148.054	147.608	145.747	144.823
Goods.....		ID5	111	148.820	147.048	145.813	143.549	142.111
Foods.....		ID5	1111	168.975	161.511	160.251	155.056	154.604
Energy.....		ID5	1112	141.264	140.161	129.959	120.243	120.041
Goods excluding foods and energy.....		ID5	1113	151.031	150.020	150.918	150.891	148.951
Services.....		ID5	112	153.570	154.710	156.530	155.781	156.307
Trade services.....		ID5	1123	168.583	170.841	173.843	172.674	173.423
Transportation and warehousing services.....		ID5	1122	158.783	156.914	155.815	156.753	156.687
Transportation of passengers.....		ID5	11221	138.102	139.947	135.657	134.546	136.002
Transportation and warehousing of goods.....		ID5	11222	162.101	159.331	159.037	160.474	160.031
Services less trade, transportation, and warehousing.....		ID5	1121	108.943	108.970	109.474	109.116	109.369
Construction.....		ID5	113	142.751	143.359	143.442	145.397	145.579
Inputs to stage 1 services producers.....		ID5	12	143.882	143.384	143.649	142.696	142.658
Goods.....		ID5	121	149.556	147.776	146.760	143.093	142.077
Foods.....		ID5	1211	187.364	199.017	204.994	150.441	131.297
Energy.....		ID5	1212	167.812	161.705	157.447	146.409	143.622
Goods excluding foods and energy.....		ID5	1213	148.882	148.956	149.368	149.328	149.223
Services.....		ID5	122	140.833	140.875	141.678	141.872	142.246
Trade services.....		ID5	1223	169.446	169.899	171.558	172.124	172.184
Transportation and warehousing services.....		ID5	1222	144.579	144.340	142.152	141.549	141.450
Transportation of passengers.....		ID5	12221	138.019	139.863	135.576	134.465	135.921
Transportation and warehousing of goods.....		ID5	12222	163.492	162.130	160.814	160.414	159.485
Services less trade, transportation, and warehousing.....		ID5	1221	135.849	135.891	137.026	137.293	137.760
Construction.....		ID5	123	142.751	143.359	143.442	145.397	145.579
Inputs to stage 1 construction producers.....		ID5	13	161.863	161.866	161.031	159.335	159.306
Goods.....		ID5	131	164.581	164.411	163.705	161.671	161.201
Energy.....		ID5	1312	158.517	152.442	143.944	125.303	120.508
Goods excluding foods and energy.....		ID5	1313	167.997	168.536	168.759	168.698	168.747
Services.....		ID5	132	156.223	156.654	155.497	154.619	155.671
Trade services.....		ID5	1323	162.174	163.584	163.305	162.299	164.723
Transportation and warehousing services.....		ID5	1322	127.532	125.412	121.874	121.340	118.888
Transportation and warehousing of goods.....		ID5	13222	131.915	129.723	126.063	125.511	122.975
Services less trade, transportation, and warehousing.....		ID5	1321	135.801	136.452	137.843	137.626	137.647
Intermediate Demand by Production Flow Special Groupings								
Total goods inputs to stage 4 intermediate demand.....	04/10	ID5	9411	145.097	144.409	144.186	143.351	143.323
Total services inputs to stage 4 intermediate demand.....	04/10	ID5	9412	146.624	146.573	147.701	148.159	148.148
Total construction inputs to stage 4 intermediate demand.....	04/10	ID5	9413	141.568	142.171	142.254	144.192	144.373
Total foods inputs to stage 4 intermediate demand.....	04/10	ID5	9414	149.459	147.638	146.542	143.918	143.578
Total energy goods inputs to stage 4 intermediate demand.....	04/10	ID5	9415	139.035	134.349	132.656	127.309	127.688
Total goods less foods and energy inputs to stage 4 intermediate demand.....	04/10	ID5	9416	146.395	146.525	146.674	146.836	146.791
Total goods inputs to stage 3 intermediate demand.....	04/10	ID5	9311	143.658	142.110	140.425	136.334	135.897
Total services inputs to stage 3 intermediate demand.....	04/10	ID5	9312	143.358	142.772	143.822	143.899	143.692
Total construction inputs to stage 3 intermediate demand.....	04/10	ID5	9313	141.568	142.171	142.254	144.192	144.373
Total foods inputs to stage 3 intermediate demand.....	04/10	ID5	9314	156.308	156.050	152.551	144.134	145.777
Total energy goods inputs to stage 3 intermediate demand.....	04/10	ID5	9315	141.776	135.916	128.606	115.646	114.246
Total goods less foods and energy inputs to stage 3 intermediate demand.....	04/10	ID5	9316	144.028	143.248	143.926	144.071	143.137
Total goods inputs to stage 2 intermediate demand.....	04/10	ID5	9211	121.748	115.731	117.915	113.607	109.989
Total services inputs to stage 2 intermediate demand.....	04/10	ID5	9212	145.683	144.639	145.733	146.626	146.317
Total construction inputs to stage 2 intermediate demand.....	04/10	ID5	9213	141.568	142.171	142.254	144.192	144.373
Total foods inputs to stage 2 intermediate demand.....	04/10	ID5	9214	170.225	165.283	164.615	160.754	155.581
Total energy goods inputs to stage 2 intermediate demand.....	04/10	ID5	9215	94.447	84.121	87.945	81.239	77.086
Total goods less foods and energy inputs to stage 2 intermediate demand.....	04/10	ID5	9216	138.601	138.516	138.881	137.983	135.630
Total goods inputs to stage 1 intermediate demand.....	04/10	ID5	9111	134.811	133.474	132.521	130.126	129.119

See footnotes at end of table.

Table 3. Producer price indexes for Final Demand-Intermediate Demand groupings, seasonally adjusted — Continued

[June 2023, Index base Nov. 2009=100, unless otherwise indicated]

Grouping	Other index base	Commodity code		Seasonally adjusted index ¹				
		Group code	Item code	Feb. 2023	Mar. 2023 ^p	Apr. 2023 ^p	May 2023 ^p	June 2023 ^p
Total services inputs to stage 1 intermediate demand.....	04/10	ID5	9112	143.288	143.544	144.391	144.352	144.794
Total construction inputs to stage 1 intermediate demand.....	04/10	ID5	9117	141.568	142.171	142.254	144.192	144.373
Total foods inputs to stage 1 intermediate demand.....	04/10	ID5	9114	159.336	152.761	151.743	145.713	144.854
Total energy goods inputs to stage 1 intermediate demand.....	04/10	ID5	9115	150.751	146.834	140.017	129.241	127.402
Total goods less foods and energy inputs to stage 1 intermediate demand.....	04/10	ID5	9116	127.556	127.260	127.765	127.733	126.933

¹ All indexes are subject to revision for 4 months after their originally scheduled publication to incorporate late reports and corrections by survey respondents. In addition, seasonally adjusted indexes are subject to change for up to 5 years due to the recalculation of seasonal factors published each January.

² PPI defines Total finished as including only the personal consumption and private capital investment portions of final demand.

³ Trade indexes measure changes in margins received by wholesalers and retailers.

⁴ The PPI definition of foods does not include food and beverages for immediate consumption. PPI defines food and beverages for immediate consumption as the service of preparing meals, snacks, and beverages to customer order for immediate on-premises and off-premises consumption.

⁵ Distributive services include transportation, warehousing, and trade of goods.

⁶ Includes intermediate trade, transportation, and warehousing services.

⁷ Includes crude petroleum.

⁸ Excludes crude petroleum.

p Preliminary

"/" Data not available.

Table 4. Producer price index percentage changes and weights for Final Demand-Intermediate Demand groupings, not seasonally adjusted
[June 2023]

Title	Commodity code		Relative Importance Dec. 2022 ¹	Unadjusted 12-month percent change ² June 2022 to June 2023 ^P	Unadjusted 1-month percent change ²				
	Group code	Item code			Jan. to Feb.	Feb. to Mar. ^P	Mar. to Apr. ^P	Apr. to May ^P	May to June ^P
Final Demand									
Final demand.....	FD	4	100.000	0.1	0.2	0.0	0.1	-0.3	0.3
Final demand goods.....	FD	41	30.653	-4.4	-0.2	-0.1	0.1	-1.0	0.3
Final demand foods.....	FD	411	5.940	0.2	-2.2	0.5	0.1	-1.2	0.3
Finished consumer foods ³	FD	4111	4.511	2.2	-2.7	0.9	-0.1	-1.0	0.7
Finished consumer foods, crude.....	FD	41113	0.606	-2.3	-18.7	3.7	2.0	-17.5	3.2
Finished consumer foods, processed.....	FD	41112	3.905	2.0	-0.7	0.6	-0.3	0.8	0.4
Government purchased foods.....	FD	4112	0.406	0.0	-1.4	0.8	-0.3	0.3	0.5
Foods for export.....	FD	4113	1.023	-8.7	-0.1	-1.5	0.8	-2.4	-1.1
Final demand energy.....	FD	412	5.853	-23.9	-0.1	-1.7	0.1	-4.0	1.6
Finished consumer energy goods ³	FD	4121	4.451	-20.6	0.8	-1.4	1.6	-3.7	2.0
Government purchased energy.....	FD	4122	0.942	-32.8	-3.1	-3.5	-5.4	-5.3	0.8
Energy for export.....	FD	4123	0.460	-37.8	-3.2	-1.5	-5.4	-4.8	-2.1
Final demand goods less foods and energy.....	FD	413	18.859	2.0	0.3	0.2	0.1	0.1	-0.2
Finished goods less foods and energy ³	FD	4131	10.768	4.3	0.3	0.2	0.1	0.3	0.1
Finished consumer goods less foods and energy.....	FD	41311	5.731	4.1	0.5	0.2	0.0	0.2	0.0
Nondurable consumer goods less foods and energy.....	FD	413111	3.441	5.0	0.7	0.3	0.1	0.3	0.0
Durable consumer goods.....	FD	413112	2.290	2.7	0.1	0.0	0.0	0.1	0.0
Private capital equipment.....	FD	41312	5.037	4.5	0.2	0.3	0.2	0.3	0.1
Private capital equipment for manufacturing industries.....	FD	413121	1.222	5.3	0.3	0.3	0.2	0.5	0.2
Private capital equipment for nonmanufacturing industries.....	FD	413122	3.815	4.2	0.2	0.2	0.2	0.3	0.1
Government purchased goods, excluding foods and energy.....	FD	4132	1.967	0.9	0.2	-0.1	0.0	-0.1	-0.1
Government purchased goods excluding foods, energy, and capital equipment.....	FD	41321	1.160	0.1	0.2	-0.2	-0.1	-0.3	-0.3
Government purchased capital equipment.....	FD	41322	0.807	2.0	0.1	0.1	0.1	0.1	0.1
Goods for export, excluding foods and energy.....	FD	4133	6.124	-1.5	0.3	0.3	0.2	-0.2	-0.6
Final demand services.....	FD	42	66.677	2.3	0.4	0.1	0.1	0.0	0.3
Final demand trade services ⁴	FD	423	19.700	1.5	0.2	-0.2	0.1	0.2	-0.1
Trade of finished goods ³	FD	4231	17.049	1.5	0.4	-0.3	0.1	0.2	-0.1
Trade of personal consumption goods.....	FD	42311	13.855	2.5	0.5	-0.5	0.7	0.3	-0.2
Trade of private capital equipment.....	FD	42312	3.194	-2.7	-0.4	0.6	-2.4	-0.4	0.3
Trade of government purchased goods.....	FD	4232	0.750	1.1	-0.3	-0.3	0.1	0.3	-0.4
Trade of government purchased goods, excluding capital equipment.....	FD	42321	0.457	2.3	-0.4	0.0	2.2	0.4	-0.6
Trade of government purchased capital equipment.....	FD	42322	0.293	-1.0	-0.2	-0.9	-3.3	0.1	0.0
Trade of exports.....	FD	4233	1.901	1.7	-0.7	0.5	-0.2	0.5	-0.1
Final demand transportation and warehousing services.....	FD	422	5.213	-7.7	-1.0	-0.1	-1.8	-0.9	-0.3
Transportation of passengers for final demand.....	FD	4221	1.275	-1.1	-2.1	3.7	-0.4	-2.3	3.8
Transportation of private passengers.....	FD	42211	0.860	-1.1	-2.1	3.7	-0.4	-2.3	3.8
Transportation of government passengers.....	FD	42212	0.103	-1.1	-2.1	3.7	-0.4	-2.2	3.7
Transportation of passengers for export.....	FD	42213	0.312	-1.1	-2.1	3.7	-0.4	-2.3	3.8
Transportation and warehousing of goods for final demand.....	FD	4222	3.938	-9.8	-0.7	-1.4	-2.3	-0.5	-1.7
Transportation and warehousing of finished goods ³	FD	42221	2.567	-10.6	-0.7	-1.4	-2.4	-0.5	-1.8
Transportation and warehousing of personal consumption goods.....	FD	422211	2.063	-10.3	-0.7	-1.4	-2.4	-0.5	-1.7
Transportation and warehousing of private capital equipment.....	FD	422212	0.504	-11.9	-0.8	-1.5	-2.6	-0.5	-1.9
Transportation and warehousing of government purchased goods.....	FD	42222	0.233	-7.6	-0.4	-1.2	-2.0	-0.6	-1.6
Transportation and warehousing of exports.....	FD	42223	1.138	-8.4	-0.6	-1.3	-2.0	-0.4	-1.5
Final demand services less trade, transportation, and warehousing.....	FD	421	41.763	3.9	0.6	0.3	0.3	0.0	0.5
Finished services less trade, transportation, and warehousing ³	FD	4211	36.505	3.7	0.6	0.4	0.3	-0.1	0.5
Finished consumer services less trade, transportation, and warehousing.....	FD	42111	32.158	3.7	0.6	0.4	0.4	-0.2	0.5
Private capital investment services less trade, transportation, and warehousing.....	FD	42112	4.347	3.1	0.1	0.2	-0.3	0.6	0.7
Government purchased services less trade, transportation, and warehousing.....	FD	4212	2.674	3.5	0.3	0.0	0.5	0.0	0.3
Gov. purchased services less trade, transportation, and warehousing, excl. capital investment.....	FD	42121	2.515	3.6	0.2	0.0	0.6	-0.1	0.3
Government purchased capital investment services less trade, transportation, and warehousing.....	FD	42122	0.159	1.8	0.6	0.0	-0.5	0.3	0.7
Services for export less trade, transportation, and warehousing.....	FD	4213	2.584	8.3	1.5	-0.9	0.8	0.3	0.3
Final demand construction.....	FD	43	2.670	10.3	0.0	0.1	-0.2	0.1	0.0
Construction for private capital investment.....	FD	431	1.856	10.9	0.0	0.1	-0.2	0.1	0.0
Construction for government.....	FD	432	0.814	9.1	0.1	0.2	-0.3	0.1	0.0
Special Groupings of Final Demand									
Final demand less exports.....	FD	49101	86.458	0.5	0.2	0.1	0.1	-0.3	0.4
Final demand less government.....	FD	49102	92.111	0.4	0.2	0.1	0.1	-0.3	0.3

See footnotes at end of table.

Table 4. Producer price index percentage changes and weights for Final Demand-Intermediate Demand groupings, not seasonally adjusted — Continued
[June 2023]

Title	Commodity code		Relative Importance Dec. 2022 ¹	Unadjusted 12-month percent change ² June 2022 to June 2023 ^P	Unadjusted 1-month percent change ²				
	Group code	Item code			Jan. to Feb.	Feb. to Mar. ^P	Mar. to Apr. ^P	Apr. to May ^P	May to June ^P
Final demand less foods, food and nonalcoholic beverages for immediate consumption, and energy ⁵	FD	49103	87.791	2.4	0.4	0.1	0.1	0.0	0.1
Final demand less foods and energy ⁵	FD	49104	88.207	2.4	0.3	0.1	0.1	0.0	0.2
Final demand less foods and food and nonalcoholic beverages for immediate consumption ⁵	FD	49105	93.644	0.0	0.3	0.0	0.1	-0.3	0.2
Final demand less foods ⁵	FD	49106	94.060	0.1	0.3	0.0	0.1	-0.3	0.2
Final demand less energy.....	FD	49107	94.147	2.3	0.2	0.1	0.1	-0.1	0.2
Final demand less trade services.....	FD	49108	80.300	-0.3	0.2	0.1	0.1	-0.4	0.3
Final demand less distributive services ⁶	FD	49109	76.362	0.2	0.2	0.2	0.2	-0.4	0.4
Final demand goods less energy.....	FD	49111	24.799	1.5	-0.3	0.3	0.1	-0.2	-0.1
Final demand goods less foods.....	FD	49112	24.712	-5.3	0.2	-0.3	0.1	-0.9	0.2
Final demand services less trade services.....	FD	49113	46.976	2.6	0.4	0.2	0.1	-0.1	0.4
Final demand distributive services ⁶	FD	49114	23.638	-0.3	0.1	-0.4	-0.3	0.1	-0.3
Final demand goods plus final demand distributive services ⁶	FD	49115	54.290	-2.8	-0.1	-0.2	-0.1	-0.5	0.0
Final demand less foods, energy, and trade services ⁵	FD	49116	68.507	2.6	0.4	0.2	0.1	-0.1	0.2
Private and government purchased capital equipment.....	FD	49117	5.844	4.1	0.2	0.2	0.2	0.3	0.1
Private and government purchased capital investment services.....	FD	49118	8.497	0.0	-0.1	0.2	-1.3	0.1	0.4
Total private and government purchased capital investment.....	FD	49119	14.341	2.7	0.0	0.2	-0.6	0.2	0.2
Total finished ³	FD	49201	78.567	0.9	0.2	0.1	0.2	-0.3	0.4
Total finished less foods, food and nonalcoholic beverages for immediate consumption, and energy ^{3, 5}	FD	49202	69.193	2.8	0.4	0.1	0.1	0.0	0.2
Total finished less foods and energy ^{3, 5}	FD	49203	69.605	2.8	0.4	0.1	0.1	0.0	0.2
Total finished less foods and food and nonalcoholic beverages for immediate consumption ^{3, 5}	FD	49204	73.644	0.7	0.4	0.0	0.2	-0.2	0.4
Total finished less foods ^{3, 5}	FD	49205	74.056	0.8	0.4	0.0	0.2	-0.2	0.4
Total finished less energy ³	FD	49206	74.116	2.8	0.2	0.2	0.1	-0.1	0.3
Finished goods ³	FD	49207	19.730	-3.1	-0.2	0.0	0.4	-1.0	0.6
Finished goods less energy ³	FD	49208	15.279	3.6	-0.5	0.4	0.0	-0.1	0.2
Finished goods, excluding foods ^{3, 5}	FD	49209	15.219	-4.4	0.5	-0.3	0.6	-0.9	0.6
Finished services ³	FD	49210	56.981	2.3	0.4	0.1	0.1	0.0	0.3
Private capital investment services.....	FD	49211	8.045	-0.1	-0.2	0.3	-1.3	0.1	0.4
Finished distributive services ^{3, 6}	FD	49212	19.616	0.0	0.2	-0.4	-0.2	0.1	-0.3
Finished services less trade services ³	FD	49213	39.932	2.6	0.4	0.3	0.1	-0.1	0.4
Finished services less distributive services ^{3, 6}	FD	49214	37.365	3.5	0.5	0.4	0.3	-0.1	0.6
Total private capital investment (goods, services, and construction).....	FD	49215	14.938	2.6	0.0	0.2	-0.6	0.2	0.3
Finished goods plus finished distributive services ^{3, 6}	FD	49216	39.346	-1.7	0.0	-0.2	0.1	-0.4	0.2
Total exports.....	FD	49301	13.542	-2.0	0.1	-0.2	-0.1	-0.4	-0.4
Goods for export.....	FD	49302	7.607	-5.1	0.1	-0.1	0.0	-0.8	-0.7
Services for export.....	FD	49303	5.935	2.4	0.2	-0.3	-0.1	0.1	0.0
Total government purchases.....	FD	49401	7.889	-3.2	-0.4	-0.4	-0.6	-0.6	0.2
Government purchased goods.....	FD	49402	3.315	-10.2	-1.0	-1.0	-1.6	-1.5	0.2
Government purchased services.....	FD	49403	3.760	2.2	0.1	0.0	0.3	-0.1	0.2
Total government purchased capital investment (goods, services, construction).....	FD	49404	2.073	4.1	0.1	0.0	-0.6	0.1	0.1
Government purchases, defense.....	FD	49405	2.344	-5.3	-0.5	-0.5	-1.3	-1.0	0.3
Government purchases, non-defense.....	FD	49406	5.545	-2.4	-0.3	-0.4	-0.2	-0.5	0.1
Personal consumption.....	FD	49501	63.629	0.5	0.3	0.1	0.4	-0.4	0.4
Personal consumption goods (finished consumer goods).....	FD	49502	14.693	-5.6	-0.4	-0.1	0.5	-1.4	0.8
Personal consumption goods less energy.....	FD	49503	10.242	3.2	-0.9	0.5	0.0	-0.3	0.3
Personal consumption goods less foods.....	FD	49504	10.182	-8.3	0.6	-0.5	0.8	-1.5	0.9
Personal consumption nondurable goods less foods.....	FD	49508	7.892	-10.7	0.8	-0.7	1.0	-2.0	1.1
Personal consumption services.....	FD	49505	48.936	2.7	0.5	0.1	0.3	-0.1	0.3
Personal consumption less trade services.....	FD	49506	49.774	-0.1	0.2	0.2	0.3	-0.6	0.6
Personal consumption less distributive services ⁶	FD	49507	47.711	0.3	0.3	0.3	0.4	-0.6	0.6
Personal consumption less foods and energy.....	FD	49510	54.667	2.9	0.5	0.1	0.3	0.0	0.2
Personal consumption less foods, energy, and trade services ⁴	FD	49511	40.812	3.0	0.5	0.3	0.2	-0.2	0.4
Personal consumption less foods, energy, and distributive services ⁶	FD	49512	38.749	3.7	0.5	0.4	0.3	-0.1	0.5
Personal consumption goods plus personal consumption distributive services ⁶	FD	49509	30.611	-2.5	0.0	-0.4	0.4	-0.6	0.2
Intermediate Demand by Commodity Type									
Processed goods									
Processed goods for intermediate demand.....	ID6	1	100.000	-9.4	-0.2	-0.5	-0.7	-0.8	0.0
Materials and components for manufacturing.....	ID6	11	42.908	-6.3	0.1	-0.3	0.4	-0.1	-0.7
Materials for manufacturing.....	ID6	111	26.996	-10.8	0.0	-0.5	0.4	-0.1	-1.1
Materials for food manufacturing.....	ID6	1111	4.432	-7.9	-2.4	0.3	-0.5	-1.9	-1.0
Materials for nondurable manufacturing.....	ID6	1112	12.302	-12.2	-0.1	-1.3	0.0	-1.2	-1.5
Materials for durable manufacturing.....	ID6	1113	10.262	-10.2	1.3	0.1	1.3	2.0	-0.6
Components for manufacturing.....	ID6	112	15.912	2.5	0.3	0.2	0.4	-0.1	0.0

See footnotes at end of table.

Table 4. Producer price index percentage changes and weights for Final Demand-Intermediate Demand groupings, not seasonally adjusted — Continued
[June 2023]

Title	Commodity code		Relative Importance Dec. 2022 ¹	Unadjusted 12-month percent change ² June 2022 to June 2023 ^P	Unadjusted 1-month percent change ²				
	Group code	Item code			Jan. to Feb.	Feb. to Mar. ^P	Mar. to Apr. ^P	Apr. to May ^P	May to June ^P
Components for nondurable manufacturing.....	ID6	1121	0.793	-0.8	0.1	-0.3	0.2	-0.3	-0.8
Components for durable manufacturing.....	ID6	1122	15.119	2.7	0.3	0.2	0.4	-0.1	0.1
Materials and components for construction.....	ID6	12	10.348	0.0	0.0	0.5	0.1	-0.1	0.0
Materials for construction.....	ID6	121	4.574	-1.2	0.2	0.1	-0.2	0.1	0.0
Components for construction.....	ID6	122	5.774	0.9	-0.1	0.7	0.3	-0.2	-0.1
Processed fuels and lubricants for intermediate demand.....	ID6	13	19.830	-27.9	-1.4	-2.3	-4.1	-3.9	1.7
Processed fuels and lubricants to manufacturing industries.....	ID6	131	5.016	-20.2	-2.3	-1.3	-5.9	-2.7	3.4
Processed fuels and lubricants to nonmanufacturing industries.....	ID6	132	14.814	-30.3	-1.1	-2.6	-3.5	-4.2	1.2
Containers for intermediate demand.....	ID6	14	3.107	0.5	-0.3	-0.8	-0.2	0.3	-0.2
Supplies for intermediate demand.....	ID6	15	23.807	-0.1	0.0	0.1	-0.1	-0.2	-0.3
Supplies to manufacturing industries.....	ID6	151	3.173	0.0	0.1	0.0	0.0	-0.1	-0.3
Supplies to nonmanufacturing industries.....	ID6	152	20.634	-0.1	0.0	0.1	-0.1	-0.3	-0.3
Supplies to nonmanufacturing industries, feeds.....	ID6	1521	2.363	-6.1	-0.6	-0.3	-1.5	-1.7	-1.5
Supplies to nonmanufacturing industries, other than feeds.....	ID6	1522	18.271	0.6	0.1	0.2	0.1	-0.1	-0.2
Unprocessed goods									
Unprocessed goods for intermediate demand.....	ID6	2	100.000	-32.2	-4.4	-4.1	2.4	-4.8	-2.1
Unprocessed foodstuffs and feedstuffs.....	ID6	21	36.058	-13.6	0.0	0.4	0.5	-4.2	0.9
Unprocessed nonfood materials.....	ID6	22	63.942	-40.5	-7.0	-6.9	3.7	-5.1	-4.2
Unprocessed nonfood materials except fuel.....	ID6	221	45.514	-29.1	2.0	-3.7	6.1	-6.3	-2.4
Unprocessed nonfood materials except fuel to manufacturing industries.....	ID6	2211	43.610	-30.5	2.1	-3.9	6.4	-6.6	-4.7
Unprocessed nonfood materials except fuel to nonmanufacturing industries.....	ID6	2212	1.904	-9.0	1.0	0.1	0.2	0.2	0.3
Unprocessed fuel.....	ID6	222	18.428	-67.8	-31.8	-20.0	-8.0	1.6	-2.9
Unprocessed fuel to manufacturing industries.....	ID6	2221	0.982	-28.7	-9.8	-7.9	1.6	1.6	0.5
Unprocessed fuel to nonmanufacturing industries.....	ID6	2222	17.446	-69.7	-33.3	-21.0	-8.9	1.6	-3.3
Services									
Services for intermediate demand.....	ID6	3	100.000	4.4	0.2	-0.3	0.8	0.0	0.1
Trade services for intermediate demand ⁴	ID6	33	18.127	1.4	-0.6	1.1	1.4	0.3	-0.2
Trade services for manufacturing industries.....	ID6	331	8.929	3.0	-0.7	2.1	1.1	0.3	-0.1
Trade services for nonmanufacturing industries.....	ID6	332	9.198	-0.2	-0.5	0.2	1.7	0.3	-0.3
Transportation and warehousing services for intermediate demand.....	ID6	32	14.516	-2.9	-0.2	-0.7	-1.0	-0.8	-0.2
Transportation of passengers for intermediate demand.....	ID6	321	1.069	-1.1	-2.1	3.7	-0.4	-2.2	3.7
Transportation of passengers for manufacturing industries.....	ID6	3211	0.127	-1.1	-2.1	3.7	-0.4	-2.3	3.8
Transportation of passengers for nonmanufacturing industries.....	ID6	3212	0.942	-1.1	-2.1	3.6	-0.4	-2.2	3.7
Transportation and warehousing of goods for intermediate demand.....	ID6	322	13.447	-3.0	0.0	-1.0	-1.0	-0.6	-0.5
Transportation and warehousing of goods for manufacturing industries.....	ID6	3221	2.941	-6.6	-0.4	-1.1	-1.7	-0.3	-1.3
Transportation and warehousing of goods for nonmanufacturing industries.....	ID6	3222	10.506	-2.0	0.1	-1.0	-0.9	-0.7	-0.3
Services less trade, transportation, and warehousing for intermediate demand.....	ID6	31	67.357	7.2	0.5	-0.6	1.0	0.1	0.2
Services less trade, transportation, and warehousing for manufacturing industries.....	ID6	311	2.068	4.1	0.5	0.3	0.4	0.1	-0.2
Services less trade, transportation, and warehousing for nonmanufacturing industries.....	ID6	312	65.288	7.3	0.5	-0.6	1.0	0.1	0.3
Construction									
Construction for intermediate demand.....	ID6	4	100.000	2.5	0.2	0.4	0.1	1.4	0.1
Special Groupings of Intermediate Demand by Commodity Type									
Processed materials less foods and feeds.....	ID6	9111	90.968	-9.7	-0.1	-0.6	-0.6	-0.8	0.0
Processed foods and feeds.....	ID6	9112	9.032	-6.0	-1.7	0.3	-0.7	-1.5	-0.9
Processed energy goods.....	ID6	9113	19.830	-27.9	-1.4	-2.3	-4.1	-3.9	1.7
Processed materials less energy.....	ID6	9118	80.170	-3.5	0.1	-0.1	0.2	-0.1	-0.5
Processed materials less foods and energy.....	ID6	9115	71.138	-3.2	0.3	-0.1	0.3	0.1	-0.4
Intermediate distributive services ⁷	ID6	9116	31.574	-0.5	-0.4	0.2	0.4	-0.1	-0.4
Processed goods plus intermediate distributive services.....	ID6	9117	-	-6.9	-0.3	-0.3	-0.3	-0.6	-0.1
Unprocessed materials less agricultural products.....	ID6	9211	58.389	-41.9	-7.8	-6.7	3.7	-5.2	-4.7
Unprocessed energy materials ⁸	ID6	9212	43.623	-50.9	-10.9	-11.1	5.7	-7.0	-5.0
Unprocessed materials less energy.....	ID6	9213	56.377	-13.6	0.3	0.2	0.7	-3.5	-0.6
Unprocessed nonfood materials less energy ⁹	ID6	9216	20.319	-13.6	0.7	-0.1	1.0	-2.4	-3.1
Intermediate Demand by Production Flow									
Stage 4 Intermediate Demand									
Stage 4 intermediate demand.....	ID5	4	100.000	1.4	0.0	-0.1	0.4	-0.1	0.3
Inputs to stage 4 goods producers.....	ID5	41	30.237	-0.3	0.0	0.4	0.1	0.1	-0.2
Goods.....	ID5	411	22.423	-1.6	0.2	-0.2	0.1	-0.1	-0.1

See footnotes at end of table.

Table 4. Producer price index percentage changes and weights for Final Demand-Intermediate Demand groupings, not seasonally adjusted — Continued
[June 2023]

Title	Commodity code		Relative Importance Dec. 2022 ¹	Unadjusted 12-month percent change ² June 2022 to June 2023 ^P	Unadjusted 1-month percent change ²				
	Group code	Item code			Jan. to Feb.	Feb. to Mar. ^P	Mar. to Apr. ^P	Apr. to May ^P	May to June ^P
Foods.....	ID5	4111	3.300	-7.9	-0.2	-2.1	0.6	-1.8	-0.6
Energy.....	ID5	4112	0.220	-24.3	-0.3	9.2	-14.3	-8.9	3.5
Goods excluding foods and energy.....	ID5	4113	18.903	-0.2	0.3	0.0	0.2	0.2	-0.1
Services.....	ID5	412	7.814	3.2	-0.6	2.3	0.1	0.8	-0.3
Trade services.....	ID5	4123	5.817	3.8	-0.9	3.1	0.1	1.1	-0.4
Transportation and warehousing services.....	ID5	4122	0.515	-5.5	-1.0	-0.3	-1.1	-0.9	-0.3
Transportation of passengers.....	ID5	41221	0.077	-1.1	-2.1	3.7	-0.4	-2.3	3.8
Transportation and warehousing of goods.....	ID5	41222	0.438	-6.3	-0.8	-1.0	-1.2	-0.6	-1.1
Services less trade, transportation, and warehousing.....	ID5	4121	1.482	4.2	0.8	-0.1	0.5	0.0	0.0
Inputs to stage 4 services producers.....	ID5	42	54.970	3.9	0.0	-0.4	0.5	0.0	0.6
Goods.....	ID5	421	13.984	-2.2	-0.6	-0.3	-1.0	-0.2	1.7
Foods.....	ID5	4211	2.360	-5.5	-1.3	0.8	-0.6	-0.4	0.6
Energy.....	ID5	4212	4.133	-7.8	-1.3	-1.6	-2.9	-0.3	5.5
Goods excluding foods and energy.....	ID5	4213	7.491	1.9	0.1	0.1	0.0	-0.1	0.0
Services.....	ID5	422	40.934	6.3	0.2	-0.5	1.0	0.1	0.2
Trade services.....	ID5	4223	4.078	3.3	-0.8	0.7	1.3	0.6	-0.3
Transportation and warehousing services.....	ID5	4222	3.742	1.0	0.2	-0.1	-0.5	-1.5	0.0
Transportation of passengers.....	ID5	42221	0.490	-1.1	-2.1	3.7	-0.4	-2.3	3.8
Transportation and warehousing of goods.....	ID5	42222	3.252	1.4	0.6	-0.7	-0.5	-1.4	-0.6
Services less trade, transportation, and warehousing.....	ID5	4221	33.114	7.3	0.3	-0.7	1.1	0.2	0.3
Construction.....	ID5	423	0.052	2.5	0.2	0.4	0.1	1.4	0.1
Inputs to stage 4 construction producers.....	ID5	43	14.792	-3.6	0.3	0.5	0.4	-0.6	0.0
Goods.....	ID5	431	10.801	-3.9	0.4	0.4	0.3	-0.5	0.1
Energy.....	ID5	4312	0.855	-37.3	2.6	0.2	2.6	-6.6	0.4
Goods excluding foods and energy.....	ID5	4313	9.946	0.8	0.2	0.4	0.1	0.0	0.0
Services.....	ID5	432	3.991	-2.7	-0.2	0.6	0.6	-0.7	0.0
Trade services.....	ID5	4323	1.692	-3.6	-0.3	1.8	1.9	-1.4	0.6
Transportation and warehousing services.....	ID5	4322	0.725	-11.1	-0.9	-1.3	-2.4	-0.6	-1.7
Transportation of passengers.....	ID5	43221	0.015	-1.1	-2.1	3.7	-0.4	-2.3	3.8
Transportation and warehousing of goods.....	ID5	43222	0.710	-11.4	-0.9	-1.4	-2.4	-0.6	-1.8
Services less trade, transportation, and warehousing.....	ID5	4321	1.574	3.6	0.4	0.2	0.4	0.0	0.0
Stage 3 Intermediate Demand									
Stage 3 intermediate demand.....	ID5	3	100.000	-7.5	-0.1	-0.5	0.1	-1.1	-0.2
Inputs to stage 3 goods producers.....	ID5	31	45.352	-10.3	0.1	0.3	0.3	-1.3	-0.2
Goods.....	ID5	311	35.807	-12.4	0.2	0.1	0.2	-1.5	-0.2
Foods.....	ID5	3111	11.906	-16.1	-1.1	1.0	0.3	-4.6	0.7
Energy.....	ID5	3112	1.292	-36.4	-0.6	3.0	-6.7	-4.9	1.5
Goods excluding foods and energy.....	ID5	3113	22.609	-8.4	0.9	-0.5	0.6	0.3	-0.7
Services.....	ID5	312	9.545	-1.3	-0.4	0.8	0.5	-0.6	-0.1
Trade services.....	ID5	3123	5.175	1.5	-0.4	2.0	1.9	-0.9	0.4
Transportation and warehousing services.....	ID5	3122	3.002	-8.5	-0.8	-1.0	-2.0	-0.5	-1.2
Transportation of passengers.....	ID5	31221	0.144	-1.1	-2.1	3.7	-0.4	-2.3	3.8
Transportation and warehousing of goods.....	ID5	31222	2.858	-8.9	-0.7	-1.3	-2.1	-0.5	-1.5
Services less trade, transportation, and warehousing.....	ID5	3121	1.368	4.8	0.5	0.4	0.5	0.1	0.0
Inputs to stage 3 services producers.....	ID5	32	53.518	-4.7	-0.3	-1.1	-0.1	-0.9	-0.1
Goods.....	ID5	321	10.628	-28.2	-1.7	-2.8	-3.6	-4.4	-0.7
Foods.....	ID5	3211	0.090	1.0	-1.7	-1.0	-2.6	0.4	-1.3
Energy.....	ID5	3212	6.619	-39.9	-2.7	-4.3	-5.8	-6.9	-1.0
Goods excluding foods and energy.....	ID5	3213	3.919	-0.4	0.1	-0.2	-0.1	-0.4	-0.3
Services.....	ID5	322	42.317	3.9	0.1	-0.7	0.8	-0.1	0.0
Trade services.....	ID5	3223	2.614	1.3	0.3	-1.1	2.7	-0.6	-0.4
Transportation and warehousing services.....	ID5	3222	10.018	-1.2	0.1	-0.9	-0.6	-0.7	0.0
Transportation of passengers.....	ID5	32221	0.021	-0.1	-0.1	0.2	0.0	-0.1	0.2
Transportation and warehousing of goods.....	ID5	32222	9.997	-1.2	0.1	-0.9	-0.6	-0.7	0.0
Services less trade, transportation, and warehousing.....	ID5	3221	29.685	5.9	0.0	-0.5	1.1	0.1	0.0
Construction.....	ID5	323	0.573	2.5	0.2	0.4	0.1	1.4	0.1
Inputs to stage 3 construction producers.....	ID5	33	1.131	-7.1	-0.4	0.3	0.1	-0.4	0.2
Goods.....	ID5	331	0.566	-3.8	0.0	-0.2	-0.3	0.0	-0.1
Goods excluding foods and energy.....	ID5	3313	0.566	-3.8	0.0	-0.2	-0.3	0.0	-0.1
Services.....	ID5	332	0.565	-9.1	-0.8	0.8	0.5	-0.8	0.5
Trade services.....	ID5	3323	0.521	-9.7	-0.9	0.9	0.5	-0.9	0.5
Transportation and warehousing services.....	ID5	3322	0.015	-0.3	-0.3	-0.8	-0.1	-0.3	-0.3
Transportation and warehousing of goods.....	ID5	33222	0.015	-0.3	-0.3	-0.8	-0.1	-0.3	-0.3
Services less trade, transportation, and warehousing.....	ID5	3321	0.029	5.2	0.0	0.0	0.5	0.2	-0.1
Stage 2 Intermediate Demand									

See footnotes at end of table.

Table 4. Producer price index percentage changes and weights for Final Demand-Intermediate Demand groupings, not seasonally adjusted — Continued
[June 2023]

Title	Commodity code		Relative Importance Dec. 2022 ¹	Unadjusted 12-month percent change ² June 2022 to June 2023 ^P	Unadjusted 1-month percent change ²				
	Group code	Item code			Jan. to Feb.	Feb. to Mar. ^P	Mar. to Apr. ^P	Apr. to May ^P	May to June ^P
Stage 2 intermediate demand.....	ID5	2	100.000	-13.4	-1.5	-2.4	1.2	-1.4	-1.3
Inputs to stage 2 goods producers.....	ID5	21	54.274	-26.6	-3.6	-3.9	1.7	-2.7	-2.7
Goods.....	ID5	211	40.812	-33.9	-5.0	-5.2	2.0	-4.0	-3.5
Foods.....	ID5	2111	4.355	-12.8	1.2	-1.8	-0.7	-2.7	-3.0
Energy.....	ID5	2112	21.042	-51.7	-10.3	-11.0	4.7	-7.5	-5.2
Goods excluding foods and energy.....	ID5	2113	15.415	-8.4	0.1	0.5	0.0	-0.7	-2.0
Services.....	ID5	212	13.197	5.1	0.2	-0.3	1.1	0.5	-0.6
Trade services.....	ID5	2123	5.150	4.2	-0.9	0.3	2.5	1.5	-1.1
Transportation and warehousing services.....	ID5	2122	4.488	1.1	0.4	-0.4	-0.7	0.0	-0.5
Transportation of passengers.....	ID5	21221	0.168	-1.0	-2.0	3.6	-0.4	-2.2	3.6
Transportation and warehousing of goods.....	ID5	21222	4.320	1.3	0.5	-0.5	-0.7	0.0	-0.7
Services less trade, transportation, and warehousing.....	ID5	2121	3.559	11.7	1.3	-0.9	1.2	-0.1	0.2
Construction.....	ID5	213	0.265	2.5	0.2	0.4	0.1	1.4	0.1
Inputs to stage 2 services producers.....	ID5	22	45.725	6.1	0.9	-0.8	0.7	0.0	0.2
Goods.....	ID5	221	5.072	-4.4	-0.3	-0.2	-0.1	-0.7	-0.3
Foods.....	ID5	2211	0.055	-14.2	-1.4	-2.1	-1.1	-2.1	-2.5
Energy.....	ID5	2212	0.357	-38.5	-1.9	-3.9	-3.8	-6.7	-1.4
Goods excluding foods and energy.....	ID5	2213	4.660	-0.8	-0.1	0.1	0.2	-0.2	-0.3
Services.....	ID5	222	39.767	7.9	1.1	-0.9	0.8	0.0	0.3
Trade services.....	ID5	2223	2.238	5.3	-0.6	-3.4	0.9	3.5	-1.1
Transportation and warehousing services.....	ID5	2222	2.862	-11.3	-1.0	-1.8	-1.4	-1.0	1.5
Transportation of passengers.....	ID5	22221	0.390	-1.1	-2.1	3.7	-0.4	-2.3	3.8
Transportation and warehousing of goods.....	ID5	22222	2.472	-12.9	-0.9	-2.6	-1.6	-0.8	1.1
Services less trade, transportation, and warehousing.....	ID5	2221	34.667	9.8	1.3	-0.7	1.0	-0.1	0.3
Construction.....	ID5	223	0.886	2.5	0.2	0.4	0.1	1.4	0.1
Stage 1 Intermediate Demand									
Stage 1 intermediate demand.....	ID5	1	100.000	-4.7	-0.1	-0.1	-0.1	-0.6	0.0
Inputs to stage 1 goods producers.....	ID5	11	33.533	-9.6	-0.1	-0.3	-0.2	-0.9	-0.5
Goods.....	ID5	111	24.780	-13.3	0.0	-0.7	-0.8	-1.0	-0.8
Foods.....	ID5	1111	3.351	-14.6	0.9	-4.5	0.5	-2.7	-1.0
Energy.....	ID5	1112	3.963	-27.4	-2.2	0.4	-8.1	-5.0	1.3
Goods excluding foods and energy.....	ID5	1113	17.466	-9.7	0.3	-0.2	0.6	0.1	-1.2
Services.....	ID5	112	8.752	1.6	-0.4	0.9	1.3	-0.5	0.5
Trade services.....	ID5	1123	5.298	1.5	-0.9	1.5	2.1	-0.6	0.6
Transportation and warehousing services.....	ID5	1122	0.599	0.5	0.4	-0.8	-0.2	0.3	0.4
Transportation of passengers.....	ID5	11221	0.103	-1.1	-2.1	3.7	-0.4	-2.3	3.8
Transportation and warehousing of goods.....	ID5	11222	0.496	0.5	1.0	-1.7	-0.2	0.9	-0.3
Services less trade, transportation, and warehousing.....	ID5	1121	2.855	2.3	0.5	0.1	0.3	-0.4	0.2
Construction.....	ID5	113	0.001	2.5	0.2	0.4	0.1	1.4	0.1
Inputs to stage 1 services producers.....	ID5	12	53.646	-0.8	-0.1	0.0	0.1	-0.3	0.4
Goods.....	ID5	121	16.434	-10.7	-0.6	-0.8	-1.0	-1.3	0.1
Foods.....	ID5	1211	0.115	-34.4	-16.3	6.2	3.0	-26.6	-12.7
Energy.....	ID5	1212	5.528	-29.9	-1.7	-2.6	-3.7	-3.3	0.5
Goods excluding foods and energy.....	ID5	1213	10.791	3.4	0.1	0.1	0.3	0.0	-0.1
Services.....	ID5	122	37.209	4.8	0.2	0.3	0.5	0.1	0.6
Trade services.....	ID5	1223	3.617	2.3	0.1	0.5	1.3	0.2	-0.3
Transportation and warehousing services.....	ID5	1222	4.373	-0.6	-0.7	0.6	-0.8	-1.0	0.7
Transportation of passengers.....	ID5	12221	1.342	-1.1	-2.1	3.7	-0.4	-2.3	3.8
Transportation and warehousing of goods.....	ID5	12222	3.031	-0.3	-0.2	-0.8	-1.0	-0.4	-0.7
Services less trade, transportation, and warehousing.....	ID5	1221	29.219	6.0	0.3	0.3	0.6	0.2	0.6
Construction.....	ID5	123	0.003	2.5	0.2	0.4	0.1	1.4	0.1
Inputs to stage 1 construction producers.....	ID5	13	12.821	-6.9	-0.3	0.1	-0.5	-0.8	-0.2
Goods.....	ID5	131	9.208	-5.5	-0.2	-0.2	-0.7	-0.7	-0.3
Energy.....	ID5	1312	0.934	-45.5	-2.4	-4.1	-6.4	-7.2	-4.6
Goods excluding foods and energy.....	ID5	1313	8.274	1.4	0.1	0.3	-0.1	0.0	0.1
Services.....	ID5	132	3.613	-9.4	-0.7	0.8	0.1	-1.0	0.0
Trade services.....	ID5	1323	2.667	-7.8	-0.7	1.5	0.9	-1.1	0.5
Transportation and warehousing services.....	ID5	1322	0.854	-13.0	-0.8	-1.7	-2.8	-0.4	-2.0
Transportation and warehousing of goods.....	ID5	13222	0.854	-13.0	-0.8	-1.7	-2.8	-0.4	-2.0
Services less trade, transportation, and warehousing.....	ID5	1321	0.092	6.6	0.1	0.6	0.9	-0.3	0.0
Special Groupings of Intermediate Demand by Production Flow									
Total goods inputs to stage 4 intermediate demand.....	ID5	9411	47.208	-2.3	0.0	-0.1	-0.1	-0.3	0.5
Total services inputs to stage 4 intermediate demand.....	ID5	9412	52.739	4.9	0.1	0.0	0.8	0.1	0.1
Total construction inputs to stage 4 intermediate demand.....	ID5	9413	0.052	2.5	0.2	0.4	0.1	1.4	0.1
Total foods inputs to stage 4 intermediate demand.....	ID5	9414	5.660	-6.9	-0.7	-0.9	0.1	-1.2	-0.1

See footnotes at end of table.

Table 4. Producer price index percentage changes and weights for Final Demand-Intermediate Demand groupings, not seasonally adjusted — Continued
[June 2023]

Title	Commodity code		Relative Importance Dec. 2022 ¹	Unadjusted 12-month percent change ² June 2022 to June 2023 ^p	Unadjusted 1-month percent change ²				
	Group code	Item code			Jan. to Feb.	Feb. to Mar. ^p	Mar. to Apr. ^p	Apr. to May ^p	May to June ^p
Total energy goods inputs to stage 4 intermediate demand.....	ID5	9415	5.208	-15.2	-0.6	-0.9	-2.4	-1.8	4.6
Total goods less foods and energy inputs to stage 4 intermediate demand.	ID5	9416	36.340	0.5	0.2	0.1	0.1	0.1	0.0
Total goods inputs to stage 3 intermediate demand.....	ID5	9311	47.001	-16.3	-0.2	-0.6	-0.7	-2.1	-0.3
Total services inputs to stage 3 intermediate demand.....	ID5	9312	52.427	2.5	0.0	-0.4	0.7	-0.2	0.0
Total construction inputs to stage 3 intermediate demand.....	ID5	9313	0.573	2.5	0.2	0.4	0.1	1.4	0.1
Total foods inputs to stage 3 intermediate demand.....	ID5	9314	11.996	-16.0	-1.1	1.0	0.2	-4.6	0.7
Total energy goods inputs to stage 3 intermediate demand.....	ID5	9315	7.911	-39.4	-2.3	-3.2	-5.9	-6.6	-0.6
Total goods less foods and energy inputs to stage 3 intermediate demand.	ID5	9316	27.094	-7.3	0.8	-0.4	0.5	0.2	-0.7
Total goods inputs to stage 2 intermediate demand.....	ID5	9211	45.884	-31.2	-4.4	-4.6	1.7	-3.6	-3.1
Total services inputs to stage 2 intermediate demand.....	ID5	9212	52.964	7.2	0.8	-0.8	0.9	0.1	0.1
Total construction inputs to stage 2 intermediate demand.....	ID5	9213	1.151	2.5	0.2	0.4	0.1	1.4	0.1
Total foods inputs to stage 2 intermediate demand.....	ID5	9214	4.410	-12.8	1.1	-1.8	-0.7	-2.7	-3.0
Total energy goods inputs to stage 2 intermediate demand.....	ID5	9215	21.399	-51.5	-10.2	-10.9	4.5	-7.5	-5.1
Total goods less foods and energy inputs to stage 2 intermediate demand.	ID5	9216	20.075	-6.8	0.1	0.4	0.1	-0.6	-1.6
Total goods inputs to stage 1 intermediate demand.....	ID5	9111	50.422	-11.1	-0.2	-0.6	-0.8	-1.0	-0.4
Total services inputs to stage 1 intermediate demand.....	ID5	9112	49.574	2.8	0.0	0.5	0.6	-0.1	0.5
Total construction inputs to stage 1 intermediate demand.....	ID5	9117	0.004	2.5	0.2	0.4	0.1	1.4	0.1
Total foods inputs to stage 1 intermediate demand.....	ID5	9114	3.466	-15.2	0.4	-4.2	0.6	-3.4	-1.3
Total energy goods inputs to stage 1 intermediate demand.....	ID5	9115	10.425	-30.8	-1.9	-1.6	-5.6	-4.2	0.4
Total goods less foods and energy inputs to stage 1 intermediate demand.	ID5	9116	36.531	-3.5	0.2	0.0	0.4	0.0	-0.6

¹ Comprehensive relative importance figures are initially computed after the publication of December indexes and are recalculated after final December indexes are available. Individual items and subtotals may not add exactly to totals because of rounding differences.

² All indexes are subject to revision for 4 months after their originally scheduled publication to incorporate late reports and corrections by survey respondents. In addition, seasonally adjusted indexes are subject to change for up to 5 years due to the recalculation of seasonal factors published each January.

³ PPI defines Total finished as including only the personal consumption and private capital investment portions of final demand.

⁴ Trade indexes measure changes in margins received by wholesalers and retailers.

⁵ The PPI definition of foods does not include food and beverages for immediate consumption. PPI defines food and beverages for immediate consumption as the service of preparing meals, snacks, and beverages to customer order for immediate on-premises and off-premises consumption.

⁶ Distributive services include transportation, warehousing, and trade of goods.

⁷ Includes intermediate trade, transportation, and warehousing services.

⁸ Includes crude petroleum.

⁹ Excludes crude petroleum.

^p Preliminary

"-" Data not available.

Table 5. Producer price indexes for Final Demand-Intermediate Demand groupings, not seasonally adjusted
 [June 2023, Index base Nov. 2009=100, unless otherwise indicated]

Title	Other index base	Commodity code		Unadjusted index ¹				
		Group code	Item code	Feb. 2023	Mar. 2023 ^p	Apr. 2023 ^p	May 2023 ^p	June 2023 ^p
Final Demand								
Final demand.....		FD	4	140.956	140.989	141.104	140.656	141.008
Final demand goods.....		FD	41	143.349	143.166	143.302	141.920	142.280
Final demand foods.....		FD	411	150.769	151.517	151.600	149.830	150.337
Finished consumer foods ²	00/82	FD	4111	263.771	266.225	266.015	263.294	265.012
Finished consumer foods, crude.....	00/82	FD	411113	283.589	294.085	299.836	247.374	255.321
Finished consumer foods, processed.....	00/82	FD	411112	260.738	262.414	261.637	263.669	264.787
Government purchased foods.....		FD	4112	150.855	152.083	151.670	152.123	152.925
Foods for export.....		FD	4113	159.221	156.860	158.066	154.304	152.569
Final demand energy.....		FD	412	146.805	144.255	144.337	138.569	140.719
Finished consumer energy goods ²	00/82	FD	4121	227.279	224.076	227.772	219.402	223.795
Government purchased energy.....		FD	4122	164.357	158.682	150.104	142.087	143.169
Energy for export.....		FD	4123	142.438	140.274	132.675	126.247	123.630
Final demand goods less foods and energy.....		FD	413	140.308	140.605	140.772	140.869	140.626
Finished goods less foods and energy ²	00/82	FD	4131	245.517	246.076	246.316	246.985	247.111
Finished consumer goods less foods and energy.....	00/82	FD	41311	273.464	274.009	274.112	274.744	274.779
Nondurable consumer goods less foods and energy.....	00/82	FD	413111	353.743	354.898	355.221	356.266	356.315
Durable consumer goods.....	00/82	FD	413112	190.921	190.931	190.847	191.102	191.123
Private capital equipment.....	00/82	FD	41312	210.245	210.792	211.141	211.813	212.015
Private capital equipment for manufacturing industries.....	00/82	FD	413121	224.628	225.339	225.711	226.745	227.103
Private capital equipment for nonmanufacturing industries.....	00/82	FD	413122	205.938	206.437	206.779	207.344	207.499
Government purchased goods, excluding foods and energy.....		FD	4132	136.780	136.670	136.644	136.494	136.291
Government purchased goods excluding foods, energy, and capital equipment.....		FD	41321	146.877	146.532	146.410	146.038	145.564
Government purchased capital equipment.....		FD	41322	122.154	122.328	122.417	122.538	122.661
Goods for export, excluding foods and energy.....		FD	4133	137.704	138.083	138.362	138.042	137.251
Final demand services.....		FD	42	138.632	138.756	138.879	138.828	139.188
Final demand trade services ³		FD	423	150.825	150.510	150.630	150.943	150.797
Trade of finished goods ²		FD	4231	149.662	149.236	149.399	149.662	149.541
Trade of personal consumption goods.....		FD	42311	149.811	149.079	150.083	150.544	150.300
Trade of private capital equipment.....		FD	42312	147.303	148.238	144.670	144.056	144.467
Trade of government purchased goods.....		FD	4232	158.023	157.510	157.706	158.129	157.550
Trade of government purchased goods, excluding capital equipment.....		FD	42321	162.150	162.161	165.784	166.430	165.401
Trade of government purchased capital equipment.....		FD	42322	150.340	149.052	144.124	144.211	144.280
Trade of exports.....		FD	4233	159.000	159.825	159.512	160.264	160.036
Final demand transportation and warehousing services.....		FD	422	153.561	153.385	150.627	149.222	148.843
Transportation of passengers for final demand.....		FD	4221	134.548	139.515	138.969	135.822	140.927
Transportation of private passengers.....		FD	42211	134.552	139.509	138.964	135.822	140.917
Transportation of government passengers.....		FD	42212	134.340	139.252	138.712	135.599	140.648
Transportation of passengers for export.....		FD	42213	134.542	139.552	139.002	135.826	140.976
Transportation and warehousing of goods for final demand.....		FD	4222	160.136	157.954	154.347	153.630	151.088
Transportation and warehousing of finished goods ²		FD	42221	158.489	156.229	152.431	151.731	149.071
Transportation and warehousing of personal consumption goods.....		FD	422211	158.857	156.633	152.889	152.198	149.574
Transportation and warehousing of private capital equipment.....		FD	422212	157.001	154.597	150.577	149.842	147.031
Transportation and warehousing of government purchased goods.....		FD	42222	157.905	156.018	152.934	151.957	149.599
Transportation and warehousing of exports.....		FD	42223	165.599	163.519	160.218	159.513	157.186
Final demand services less trade, transportation, and warehousing.....		FD	421	131.552	131.884	132.307	132.250	132.890
Finished services less trade, transportation, and warehousing ²		FD	4211	131.774	132.236	132.597	132.510	133.188
Finished consumer services less trade, transportation, and warehousing.....		FD	42111	131.137	131.624	132.085	131.885	132.521
Private capital investment services less trade, transportation, and warehousing.....		FD	42112	137.855	138.116	137.702	138.492	139.510
Government purchased services less trade, transportation, and warehousing.....		FD	4212	122.793	122.815	123.429	123.372	123.764
Gov. purchased services less trade, transportation, and warehousing, excl. capital investment.....		FD	42121	123.316	123.341	124.036	123.952	124.313
Government purchased capital investment services less trade, transportation, and warehousing.....		FD	42122	109.386	109.370	108.825	109.151	109.958
Services for export less trade, transportation, and warehousing.....		FD	4213	139.175	137.968	139.074	139.470	139.833
Final demand construction.....		FD	43	176.578	176.798	176.357	176.595	176.591
Construction for private capital investment.....		FD	431	180.876	181.045	180.600	180.842	180.849
Construction for government.....		FD	432	168.540	168.870	168.435	168.667	168.642
Final Demand Special Groupings								
Final demand less exports.....	04/10	FD	49101	138.424	138.494	138.640	138.217	138.703
Final demand less government.....	04/10	FD	49102	138.930	139.012	139.202	138.798	139.157
Final demand less foods, food and nonalcoholic beverages for immediate consumption, and energy ¹	04/10	FD	49103	138.582	138.750	138.884	138.828	139.006
Final demand less foods and energy ⁴	04/10	FD	49104	138.265	138.426	138.543	138.531	138.751
Final demand less foods and food and nonalcoholic beverages for immediate consumption ⁴	04/10	FD	49105	138.691	138.681	138.811	138.381	138.687

See footnotes at end of table.

Table 5. Producer price indexes for Final Demand-Intermediate Demand groupings, not seasonally adjusted — Continued

[June 2023, Index base Nov. 2009=100, unless otherwise indicated]

Title	Other index base	Commodity code		Unadjusted index ¹				
		Group code	Item code	Feb. 2023	Mar. 2023 ^P	Apr. 2023 ^P	May 2023 ^P	June 2023 ^P
Final demand less foods ⁴	04/10	FD	49106	138.319	138.312	138.427	138.059	138.397
Final demand less energy.....	04/10	FD	49107	138.722	138.916	139.031	138.921	139.156
Final demand less trade services.....	01/10	FD	49108	137.039	137.147	137.259	136.650	137.108
Final demand less distributive services ⁵	01/10	FD	49109	136.214	136.420	136.691	136.086	136.670
Final demand goods less energy.....	01/10	FD	49111	141.091	141.483	141.630	141.320	141.244
Final demand goods less foods.....	04/10	FD	49112	138.696	138.323	138.467	137.196	137.517
Final demand services less trade services.....	04/10	FD	49113	132.460	132.741	132.862	132.680	133.220
Final demand distributive services ⁵	04/10	FD	49114	149.212	148.616	148.160	148.309	147.803
Final demand goods plus final demand distributive services ⁵	04/10	FD	49115	143.706	143.354	143.243	142.515	142.510
Final demand less foods, energy, and trade services ⁴	08/13	FD	49116	127.250	127.515	127.625	127.536	127.831
Private and government purchased capital equipment.....	08/13	FD	49117	126.780	127.090	127.284	127.650	127.773
Private and government purchased capital investment services.....	08/13	FD	49118	131.742	132.023	130.290	130.457	130.982
Total private and government purchased capital investment.....	08/13	FD	49119	133.113	133.392	132.547	132.792	133.099
Total finished ²	01/10	FD	49201	139.291	139.425	139.665	139.286	139.803
Total finished less foods, food and nonalcoholic beverages for immediate consumption, and energy ^{2, 4}	12/10	FD	49202	137.829	138.032	138.152	138.165	138.507
Total finished less foods and energy ^{2, 4}	01/10	FD	49203	138.662	138.866	138.989	139.002	139.343
Total finished less foods and food and nonalcoholic beverages for immediate consumption ^{2, 4}	12/10	FD	49204	137.435	137.499	137.756	137.440	137.931
Total finished less foods ^{2, 4}	01/10	FD	49205	138.815	138.881	139.141	138.824	139.316
Total finished less energy ²	01/10	FD	49206	139.185	139.455	139.564	139.492	139.868
Finished goods ²	00/82	FD	49207	253.956	253.923	255.005	252.568	254.178
Finished goods less energy ²	00/82	FD	49208	249.577	250.646	250.763	250.515	251.070
Finished goods, excluding foods ^{2, 4}	00/82	FD	49209	250.716	250.028	251.448	249.091	250.669
Finished services ²	01/10	FD	49210	137.051	137.235	137.369	137.308	137.707
Private capital investment services.....	04/10	FD	49211	141.746	142.108	140.319	140.497	141.070
Finished distributive services ^{2, 5}	04/10	FD	49212	147.640	147.003	146.686	146.828	146.411
Finished services less trade services ²	04/10	FD	49213	132.160	132.570	132.694	132.511	133.105
Finished services less distributive services ^{2, 5}	04/10	FD	49214	130.974	131.532	131.871	131.717	132.488
Total private capital investment (goods, services, and construction).....	04/10	FD	49215	140.962	141.296	140.384	140.656	141.008
Finished goods plus finished distributive services ²	04/10	FD	49216	144.488	144.172	144.331	143.696	143.958
Total exports.....	04/10	FD	49301	140.393	140.178	140.077	139.521	138.962
Goods for export.....	00/82	FD	49302	235.600	235.454	235.342	233.542	231.855
Services for export.....	04/10	FD	49303	149.142	148.742	148.589	148.698	148.709
Total government purchases.....	04/10	FD	49401	136.784	136.246	135.475	134.608	134.812
Government purchased goods.....	00/82	FD	49402	236.280	234.030	230.348	226.936	227.330
Government purchased services.....	04/10	FD	49403	130.937	130.905	131.236	131.130	131.352
Total government purchased capital investment (goods, services, construction).....	08/13	FD	49404	131.504	131.525	130.794	130.957	131.085
Government purchases, defense.....	05/15	FD	49405	123.653	123.094	121.439	120.280	120.586
Government purchases, non-defense.....	05/15	FD	49406	131.228	130.694	130.443	129.787	129.940
Personal consumption.....	01/10	FD	49501	138.827	138.915	139.419	138.890	139.445
Personal consumption goods (finished consumer goods).....	00/82	FD	49502	272.514	272.226	273.627	269.828	272.054
Personal consumption goods less energy.....	00/82	FD	49503	269.822	271.205	271.171	270.336	271.108
Personal consumption goods less foods.....	00/82	FD	49504	274.317	272.864	274.942	270.710	273.137
Personal consumption nondurable goods less foods.....	00/82	FD	49508	310.800	308.692	311.737	305.500	308.999
Personal consumption services.....	04/10	FD	49505	135.812	135.968	136.399	136.300	136.671
Personal consumption less trade services.....	04/10	FD	49506	135.504	135.795	136.173	135.401	136.153
Personal consumption less distributive services ⁵	04/10	FD	49507	134.896	135.278	135.802	135.026	135.897
Personal consumption less foods and energy.....	04/14	FD	49510	127.339	127.496	127.863	127.811	128.124
Personal consumption less foods, energy, and trade services ³	04/14	FD	49511	124.044	124.452	124.649	124.454	124.930
Personal consumption less foods, energy, and distributive services ⁵	04/14	FD	49512	123.617	124.134	124.491	124.313	124.915
Personal consumption goods plus personal consumption distributive services ⁵	08/13	FD	49509	133.314	132.830	133.359	132.603	132.891
Intermediate Demand by Commodity Type								
Processed goods								
Processed goods for intermediate demand.....	00/82	ID6	1	261.803	260.443	258.740	256.595	256.473
Materials and components for manufacturing.....	00/82	ID6	11	236.652	236.039	237.029	236.839	235.293
Materials for manufacturing.....		ID6	111	148.729	147.945	148.598	148.487	146.921
Materials for food manufacturing.....	00/82	ID6	1111	252.963	253.648	252.391	247.505	245.020
Materials for nondurable manufacturing.....	00/82	ID6	1112	277.998	274.286	274.325	270.948	266.835
Materials for durable manufacturing.....	00/82	ID6	1113	281.877	282.157	285.923	291.727	290.108
Components for manufacturing.....	00/82	ID6	112	186.850	187.207	187.926	187.757	187.790
Components for nondurable manufacturing.....		ID6	1121	147.575	147.064	147.355	146.943	145.699
Components for durable manufacturing.....		ID6	1122	131.766	132.055	132.574	132.468	132.551
Materials and components for construction.....	00/82	ID6	12	349.622	351.216	351.393	351.167	350.995
Materials for construction.....		ID6	121	166.396	166.583	166.187	166.307	166.329
Components for construction.....		ID6	122	177.628	178.923	179.420	179.112	178.937
Processed fuels and lubricants for intermediate demand.....	00/82	ID6	13	262.542	256.614	246.112	236.619	240.707
Processed fuels and lubricants to manufacturing industries.....	00/82	ID6	131	267.430	263.925	248.310	241.611	249.778

See footnotes at end of table.

Table 5. Producer price indexes for Final Demand-Intermediate Demand groupings, not seasonally adjusted — Continued

[June 2023, Index base Nov. 2009=100, unless otherwise indicated]

Title	Other index base	Commodity code		Unadjusted index ¹				
		Group code	Item code	Feb. 2023	Mar. 2023 ^p	Apr. 2023 ^p	May 2023 ^p	June 2023 ^p
Processed fuels and lubricants to nonmanufacturing industries.....	00/82	ID6	132	261.304	254.603	245.707	235.318	238.116
Containers for intermediate demand.....	00/82	ID6	14	313.765	311.165	310.468	311.475	310.907
Supplies for intermediate demand.....	00/82	ID6	15	253.055	253.342	253.163	252.573	251.780
Supplies to manufacturing industries.....	00/82	ID6	151	247.461	247.568	247.500	247.356	246.640
Supplies to nonmanufacturing industries.....	00/82	ID6	152	251.915	252.227	252.033	251.378	250.580
Supplies to nonmanufacturing industries, feeds.....	00/82	ID6	1521	250.203	249.486	245.721	241.445	237.709
Supplies to nonmanufacturing industries, other than feeds.....	00/82	ID6	1522	254.164	254.613	254.881	254.691	254.272
Unprocessed goods								
Unprocessed goods for intermediate demand.....	00/82	ID6	2	269.828	258.762	264.982	252.324	246.903
Unprocessed foodstuffs and feedstuffs.....	00/82	ID6	21	239.747	240.594	241.684	231.453	233.618
Unprocessed nonfood materials.....	00/82	ID6	22	279.957	260.679	270.371	256.497	245.775
Unprocessed nonfood materials except fuel.....	00/82	ID6	221	338.987	326.396	346.201	324.363	310.002
Unprocessed nonfood materials except fuel to manufacturing industries.....	00/82	ID6	2211	314.176	301.936	321.134	299.898	285.904
Unprocessed nonfood materials except fuel to nonmanufacturing industries.....	00/82	ID6	2212	346.560	346.909	347.621	348.398	349.565
Unprocessed fuel.....	00/82	ID6	222	154.971	123.973	114.083	115.927	112.598
Unprocessed fuel to manufacturing industries.....	00/82	ID6	2221	237.722	218.889	222.445	226.036	227.186
Unprocessed fuel to nonmanufacturing industries.....	00/82	ID6	2222	154.728	122.160	111.230	113.029	109.352
Services								
Services for intermediate demand.....		ID6	3	144.798	144.395	145.553	145.591	145.722
Trade services for intermediate demand ⁵		ID6	33	168.695	170.605	172.999	173.586	173.183
Trade services for manufacturing industries.....	12/12	ID6	331	154.734	158.014	159.809	160.335	160.139
Trade services for nonmanufacturing industries.....	12/12	ID6	332	149.537	149.772	152.277	152.808	152.287
Transportation and warehousing services for intermediate demand.....		ID6	32	157.823	156.781	155.214	154.035	153.686
Transportation of passengers for intermediate demand.....		ID6	321	134.404	139.314	138.774	135.663	140.709
Transportation of passengers for manufacturing industries.....		ID6	3211	134.520	139.526	138.976	135.803	140.949
Transportation of passengers for nonmanufacturing industries.....		ID6	3212	134.451	139.350	138.812	135.707	140.742
Transportation and warehousing of goods for intermediate demand.....		ID6	322	160.340	158.740	157.074	156.073	155.218
Transportation and warehousing of goods for manufacturing industries.....	12/12	ID6	3221	133.616	132.149	129.879	129.458	127.730
Transportation and warehousing of goods for nonmanufacturing industries.....	12/12	ID6	3222	143.123	141.733	140.501	139.488	139.018
Services less trade, transportation, and warehousing for intermediate demand.....		ID6	31	135.897	135.123	136.507	136.650	136.982
Services less trade, transportation, and warehousing for manufacturing industries.....		ID6	311	127.038	127.439	127.984	128.067	127.852
Services less trade, transportation, and warehousing for nonmanufacturing industries.....		ID6	312	136.180	135.366	136.778	136.924	137.274
Construction								
Construction for intermediate demand.....		ID6	4	142.751	143.359	143.442	145.397	145.579
Intermediate Demand by Commodity Type Special Groupings								
Processed materials less foods and feeds.....	00/82	ID6	9111	263.106	261.540	259.840	257.860	257.944
Processed foods and feeds.....	00/82	ID6	9112	249.334	249.993	248.259	244.493	242.365
Processed energy goods.....	00/82	ID6	9113	263.760	257.806	247.254	237.717	241.822
Processed materials less energy.....	00/82	ID6	9118	258.176	257.976	258.494	258.214	257.038
Processed materials less foods and energy.....	00/82	ID6	9115	258.818	258.507	259.315	259.485	258.435
Intermediate distributive services ⁶	04/10	ID6	9116	162.662	163.021	163.619	163.509	162.916
Processed goods plus intermediate distributive services.....	04/10	ID6	9117	147.803	147.360	146.846	145.965	145.757
Unprocessed materials less agricultural products.....	00/82	ID6	9211	279.527	260.677	270.269	256.172	244.006
Unprocessed energy materials ⁷	00/82	ID6	9212	213.987	190.329	201.240	187.141	177.745
Unprocessed materials less energy.....	00/82	ID6	9213	297.311	297.878	299.904	289.287	287.499
Unprocessed nonfood materials less energy ⁸	00/82	ID6	9216	468.823	468.505	473.390	461.877	447.767
Intermediate Demand by Production Flow								
Stage 4 Intermediate Demand								
Stage 4 intermediate demand.....		ID5	4	147.563	147.483	148.026	147.945	148.344
Inputs to stage 4 goods producers.....		ID5	41	146.202	146.812	147.012	147.157	146.917
Goods.....		ID5	411	140.786	140.469	140.678	140.473	140.326
Foods.....		ID5	4111	156.807	153.580	154.567	151.734	150.863
Energy.....		ID5	4112	164.500	179.602	153.888	140.132	145.035
Goods excluding foods and energy.....		ID5	4113	138.222	138.208	138.537	138.860	138.778
Services.....		ID5	412	164.227	167.927	168.097	169.405	168.851
Trade services.....		ID5	4123	174.696	180.071	180.234	182.245	181.483
Transportation and warehousing services.....		ID5	4122	138.172	137.801	136.294	135.073	134.647
Transportation of passengers.....		ID5	41221	134.541	139.551	139.001	135.825	140.975
Transportation and warehousing of goods.....		ID5	41222	148.033	146.583	144.789	143.870	142.318
Services less trade, transportation, and warehousing.....		ID5	4121	128.927	128.827	129.529	129.516	129.558
Inputs to stage 4 services producers.....		ID5	42	144.251	143.602	144.303	144.316	145.134

See footnotes at end of table.

Table 5. Producer price indexes for Final Demand-Intermediate Demand groupings, not seasonally adjusted — Continued

[June 2023, Index base Nov. 2009=100, unless otherwise indicated]

Title	Other index base	Commodity code		Unadjusted index ¹				
		Group code	Item code	Feb. 2023	Mar. 2023 ^P	Apr. 2023 ^P	May 2023 ^P	June 2023 ^P
Goods.....		ID5	421	146.430	145.997	144.579	144.301	146.764
Foods.....		ID5	4211	147.021	148.132	147.304	146.778	147.714
Energy.....		ID5	4212	142.993	140.696	136.626	136.219	143.735
Goods excluding foods and energy.....		ID5	4213	147.393	147.576	147.536	147.414	147.361
Services.....		ID5	422	143.310	142.589	143.995	144.103	144.370
Trade services.....		ID5	4223	158.141	159.283	161.307	162.350	161.882
Transportation and warehousing services.....		ID5	4222	152.296	152.085	151.313	149.023	149.016
Transportation of passengers.....		ID5	42221	134.032	138.993	138.448	135.303	140.403
Transportation and warehousing of goods.....		ID5	42222	156.033	154.945	154.131	151.976	151.104
Services less trade, transportation, and warehousing.....		ID5	4221	139.762	138.794	140.352	140.609	140.981
Construction.....		ID5	423	142.751	143.359	143.442	145.397	145.579
Inputs to stage 4 construction producers.....		ID5	43	161.899	162.656	163.292	162.318	162.390
Goods.....		ID5	431	166.237	166.940	167.481	166.567	166.689
Energy.....		ID5	4312	159.542	159.910	164.097	153.294	153.900
Goods excluding foods and energy.....		ID5	4313	170.719	171.472	171.659	171.718	171.793
Services.....		ID5	432	150.745	151.632	152.505	151.383	151.333
Trade services.....		ID5	4323	167.400	170.380	173.625	171.187	172.175
Transportation and warehousing services.....		ID5	4322	152.865	150.833	147.259	146.348	143.901
Transportation of passengers.....		ID5	43221	140.247	145.460	144.887	141.583	146.941
Transportation and warehousing of goods.....		ID5	43222	153.980	151.764	148.099	147.240	144.590
Services less trade, transportation, and warehousing.....		ID5	4321	130.330	130.543	131.086	131.024	130.996
Stage 3 Intermediate Demand								
Stage 3 intermediate demand.....		ID5	3	148.776	148.095	148.209	146.645	146.421
Inputs to stage 3 goods producers.....		ID5	31	159.784	160.228	160.675	158.618	158.330
Goods.....		ID5	311	155.993	156.185	156.514	154.237	153.936
Foods.....		ID5	3111	175.726	177.477	177.954	169.773	170.996
Energy.....		ID5	3112	147.273	151.626	141.482	134.582	136.608
Goods excluding foods and energy.....		ID5	3113	152.442	151.729	152.614	153.071	151.954
Services.....		ID5	312	163.663	165.043	165.916	164.843	164.625
Trade services.....		ID5	3123	169.301	172.694	175.959	174.407	175.072
Transportation and warehousing services.....		ID5	3122	154.207	152.619	149.587	148.768	146.991
Transportation of passengers.....		ID5	31221	143.249	148.580	147.994	144.615	150.095
Transportation and warehousing of goods.....		ID5	31222	154.595	152.627	149.464	148.788	146.609
Services less trade, transportation, and warehousing.....		ID5	3121	132.280	132.802	133.480	133.573	133.543
Inputs to stage 3 services producers.....		ID5	32	139.604	138.096	137.969	136.753	136.568
Goods.....		ID5	321	135.447	131.626	126.824	121.306	120.399
Foods.....		ID5	3211	162.756	161.158	156.937	157.541	155.503
Energy.....		ID5	3212	140.815	134.719	126.941	118.181	116.961
Goods excluding foods and energy.....		ID5	3213	136.811	136.491	136.331	135.739	135.312
Services.....		ID5	322	140.569	139.642	140.744	140.620	140.620
Trade services.....		ID5	3223	190.343	188.249	193.410	192.208	191.510
Transportation and warehousing services.....		ID5	3222	163.679	162.235	161.265	160.212	160.287
Transportation of passengers.....		ID5	32221	104.350	104.548	104.526	104.401	104.604
Transportation and warehousing of goods.....		ID5	32222	164.187	162.735	161.760	160.702	160.777
Services less trade, transportation, and warehousing.....		ID5	3221	131.728	131.010	132.440	132.636	132.657
Construction.....		ID5	323	142.751	143.359	143.442	145.397	145.579
Inputs to stage 3 construction producers.....		ID5	33	138.936	139.371	139.523	138.960	139.247
Goods.....		ID5	331	135.212	134.909	134.508	134.520	134.428
Goods excluding foods and energy.....		ID5	3313	172.293	171.907	171.395	171.411	171.293
Services.....		ID5	332	161.787	163.162	163.996	162.671	163.448
Trade services.....		ID5	3323	166.114	167.686	168.576	167.086	167.978
Transportation and warehousing services.....		ID5	3322	115.475	114.497	114.337	114.025	113.716
Transportation and warehousing of goods.....		ID5	33222	121.888	120.856	120.687	120.358	120.031
Services less trade, transportation, and warehousing.....		ID5	3321	124.318	124.379	125.010	125.318	125.176
Stage 2								
Stage 2 intermediate demand.....		ID5	2	137.733	134.413	136.077	134.131	132.434
Inputs to stage 2 goods producers.....		ID5	21	128.251	123.300	125.440	122.003	118.749
Goods.....		ID5	211	126.019	119.510	121.898	117.045	112.942
Foods.....		ID5	2111	173.222	170.108	168.974	164.328	159.335
Energy.....		ID5	2112	95.472	84.956	88.951	82.297	78.028
Goods excluding foods and energy.....		ID5	2113	147.584	148.308	148.353	147.381	144.427
Services.....		ID5	212	148.346	147.946	149.520	150.326	149.469
Trade services.....		ID5	2123	163.579	164.083	168.255	170.759	168.842
Transportation and warehousing services.....		ID5	2122	168.296	167.669	166.483	166.408	165.567
Transportation of passengers.....		ID5	21221	134.988	139.785	139.258	136.217	141.148
Transportation and warehousing of goods.....		ID5	21222	170.233	169.341	168.121	168.189	167.067
Services less trade, transportation, and warehousing.....		ID5	2121	135.904	134.624	136.200	136.058	136.263
Construction.....		ID5	213	142.751	143.359	143.442	145.397	145.579

See footnotes at end of table.

Table 5. Producer price indexes for Final Demand-Intermediate Demand groupings, not seasonally adjusted — Continued

[June 2023, Index base Nov. 2009=100, unless otherwise indicated]

Title	Other index base	Commodity code		Unadjusted index ¹				
		Group code	Item code	Feb. 2023	Mar. 2023 ^P	Apr. 2023 ^P	May 2023 ^P	June 2023 ^P
Inputs to stage 2 services producers.....		ID5	22	144.692	143.502	144.522	144.483	144.763
Goods.....		ID5	221	146.329	146.043	145.857	144.902	144.398
Foods.....		ID5	2211	126.494	123.807	122.491	119.873	116.853
Energy.....		ID5	2212	173.057	166.393	159.990	149.230	147.095
Goods excluding foods and energy.....		ID5	2213	145.150	145.315	145.553	145.264	144.899
Services.....		ID5	222	144.113	142.775	143.961	143.991	144.369
Trade services.....		ID5	2223	182.716	176.557	178.095	184.355	182.274
Transportation and warehousing services.....		ID5	2222	150.793	148.147	146.060	144.568	146.712
Transportation of passengers.....		ID5	22221	134.970	139.958	139.410	136.249	141.376
Transportation and warehousing of goods.....		ID5	22222	154.296	150.237	147.860	146.668	148.272
Services less trade, transportation, and warehousing.....		ID5	2221	142.676	141.652	143.071	142.924	143.287
Construction.....		ID5	223	142.751	143.359	143.442	145.397	145.579
Stage 1 Intermediate Demand								
Stage 1 intermediate demand.....		ID5	1	146.039	145.903	145.749	144.924	144.975
Inputs to stage 1 goods producers.....		ID5	11	148.743	148.326	148.017	146.716	146.034
Goods.....		ID5	111	148.490	147.437	146.302	144.806	143.636
Foods.....		ID5	1111	171.171	163.428	164.211	159.788	158.204
Energy.....		ID5	1112	138.198	138.782	127.505	121.176	122.750
Goods excluding foods and energy.....		ID5	1113	150.922	150.585	151.539	151.667	149.875
Services.....		ID5	112	153.245	154.652	156.717	155.943	156.647
Trade services.....		ID5	1123	167.935	170.505	174.010	172.923	173.940
Transportation and warehousing services.....		ID5	1122	158.019	156.737	156.369	156.903	157.536
Transportation of passengers.....		ID5	11221	134.515	139.525	138.974	135.800	140.948
Transportation and warehousing of goods.....		ID5	11222	162.047	159.217	158.898	160.347	159.851
Services less trade, transportation, and warehousing.....		ID5	1121	109.126	109.276	109.601	109.148	109.364
Construction.....		ID5	113	142.751	143.359	143.442	145.397	145.579
Inputs to stage 1 services producers.....		ID5	12	143.415	143.384	143.456	142.991	143.575
Goods.....		ID5	121	148.236	147.084	145.600	143.768	143.844
Foods.....		ID5	1211	187.364	199.017	204.994	150.441	131.297
Energy.....		ID5	1212	163.574	159.355	153.413	148.354	149.094
Goods excluding foods and energy.....		ID5	1213	148.859	149.003	149.493	149.445	149.341
Services.....		ID5	122	140.727	141.167	141.892	142.006	142.801
Trade services.....		ID5	1223	169.320	170.118	172.308	172.691	172.225
Transportation and warehousing services.....		ID5	1222	143.989	144.808	143.659	142.210	143.215
Transportation of passengers.....		ID5	12221	134.435	139.441	138.891	135.718	140.864
Transportation and warehousing of goods.....		ID5	12222	164.416	163.117	161.530	160.834	159.757
Services less trade, transportation, and warehousing.....		ID5	1221	135.815	136.161	137.000	137.308	138.188
Construction.....		ID5	123	142.751	143.359	143.442	145.397	145.579
Inputs to stage 1 construction producers.....		ID5	13	162.255	162.412	161.617	160.370	159.986
Goods.....		ID5	131	164.828	164.567	163.402	162.263	161.749
Energy.....		ID5	1312	156.100	149.712	140.071	130.004	124.012
Goods excluding foods and energy.....		ID5	1313	168.569	169.043	168.883	168.803	168.945
Services.....		ID5	132	156.977	158.159	158.267	156.746	156.681
Trade services.....		ID5	1323	163.214	165.664	167.159	165.263	166.128
Transportation and warehousing services.....		ID5	1322	127.532	125.412	121.874	121.340	118.888
Transportation and warehousing of goods.....		ID5	13222	131.915	129.723	126.063	125.511	122.975
Services less trade, transportation, and warehousing.....		ID5	1321	136.113	136.926	138.157	137.726	137.659
Intermediate Demand by Production Flow Special Groupings								
Total goods inputs to stage 4 intermediate demand.....	04/10	ID5	9411	144.515	144.373	144.163	143.800	144.481
Total services inputs to stage 4 intermediate demand.....	04/10	ID5	9412	146.684	146.667	147.871	148.046	148.182
Total construction inputs to stage 4 intermediate demand.....	04/10	ID5	9413	141.568	142.171	142.254	144.192	144.373
Total foods inputs to stage 4 intermediate demand.....	04/10	ID5	9414	149.257	147.923	148.126	146.325	146.232
Total energy goods inputs to stage 4 intermediate demand.....	04/10	ID5	9415	134.299	133.123	129.918	127.610	133.417
Total goods less foods and energy inputs to stage 4 intermediate demand.....	04/10	ID5	9416	146.429	146.636	146.853	147.019	146.981
Total goods inputs to stage 3 intermediate demand.....	04/10	ID5	9311	143.139	142.338	141.392	138.467	138.037
Total services inputs to stage 3 intermediate demand.....	04/10	ID5	9312	143.490	142.968	144.021	143.733	143.704
Total construction inputs to stage 3 intermediate demand.....	04/10	ID5	9313	141.568	142.171	142.254	144.192	144.373
Total foods inputs to stage 3 intermediate demand.....	04/10	ID5	9314	156.307	157.840	158.228	151.014	152.077
Total energy goods inputs to stage 3 intermediate demand.....	04/10	ID5	9315	139.078	134.649	126.669	118.353	117.638
Total goods less foods and energy inputs to stage 3 intermediate demand.....	04/10	ID5	9316	143.960	143.342	144.007	144.277	143.329
Total goods inputs to stage 2 intermediate demand.....	04/10	ID5	9211	121.952	116.376	118.393	114.162	110.617
Total services inputs to stage 2 intermediate demand.....	04/10	ID5	9212	145.593	144.472	145.754	145.967	146.054
Total construction inputs to stage 2 intermediate demand.....	04/10	ID5	9213	141.568	142.171	142.254	144.192	144.373
Total foods inputs to stage 2 intermediate demand.....	04/10	ID5	9214	173.632	170.503	169.359	164.715	159.720
Total energy goods inputs to stage 2 intermediate demand.....	04/10	ID5	9215	94.343	84.089	87.885	81.324	77.168
Total goods less foods and energy inputs to stage 2 intermediate demand.....	04/10	ID5	9216	138.627	139.186	139.271	138.505	136.291
Total goods inputs to stage 1 intermediate demand.....	04/10	ID5	9111	134.310	133.463	132.347	130.970	130.400

See footnotes at end of table.

Table 5. Producer price indexes for Final Demand-Intermediate Demand groupings, not seasonally adjusted — Continued

[June 2023, Index base Nov. 2009=100, unless otherwise indicated]

Title	Other index base	Commodity code		Unadjusted index ¹				
		Group code	Item code	Feb. 2023	Mar. 2023 ^p	Apr. 2023 ^p	May 2023 ^p	June 2023 ^p
Total services inputs to stage 1 intermediate demand.....	04/10	ID5	9112	143.201	143.853	144.765	144.619	145.339
Total construction inputs to stage 1 intermediate demand.....	04/10	ID5	9117	141.568	142.171	142.254	144.192	144.373
Total foods inputs to stage 1 intermediate demand.....	04/10	ID5	9114	161.350	154.519	155.375	150.053	148.156
Total energy goods inputs to stage 1 intermediate demand.....	04/10	ID5	9115	147.276	144.917	136.760	130.952	131.428
Total goods less foods and energy inputs to stage 1 intermediate demand.....	04/10	ID5	9116	127.605	127.587	128.069	128.094	127.369

¹ All indexes are subject to revision for 4 months after their originally scheduled publication to incorporate late reports and corrections by survey respondents. In addition, seasonally adjusted indexes are subject to change for up to 5 years due to the recalculation of seasonal factors published each January.

² PPI defines Total finished as including only the personal consumption and private capital investment portions of final demand.

³ Trade indexes measure changes in margins received by wholesalers and retailers.

⁴ The PPI definition of foods does not include food and beverages for immediate consumption. PPI defines food and beverages for immediate consumption as the service of preparing meals, snacks, and beverages to customer order for immediate on-premises and off-premises consumption.

⁵ Distributive services include transportation, warehousing, and trade of goods.

⁶ Includes intermediate trade, transportation, and warehousing services.

⁷ Includes crude petroleum.

⁸ Excludes crude petroleum.

p Preliminary

"/" Data not available.

Table 6. Producer price index percentage changes for selected aggregate commodity and service groupings, not seasonally adjusted
[June 2023]

Title	Commodity code		Unadjusted 12-month percent change ¹	Unadjusted 1-month percent change ¹				
	Group code	Item code		June 2022 to June 2023 ^P	Jan. to Feb.	Feb. to Mar. ^P	Mar. to Apr. ^P	Apr. to May ^P
Goods								
All commodities.....	00	000000	-9.5	-0.6	-0.6	0.0	-1.2	0.0
Farm products, processed foods and feeds.....	PFF	PLUS02	-3.8	-1.2	0.3	0.2	-1.8	0.4
Farm products.....	01	—	-9.9	-1.7	-0.3	1.6	-5.5	1.5
Processed foods and feeds.....	02	—	-0.8	-1.0	0.6	-0.5	-0.1	-0.1
Industrial commodities.....	IND	THRU15	-10.5	-0.5	-0.8	-0.1	-1.1	-0.1
Textile products and apparel.....	03	—	-0.4	-0.3	-0.2	-0.1	-0.3	-0.1
Hides, skins, leather, and related products.....	04	—	2.8	0.1	0.3	0.1	0.1	-0.6
Fuels and related products and power.....	05	—	-30.9	-2.5	-3.4	-0.9	-4.4	0.6
Chemicals and allied products.....	06	—	-7.2	0.4	-0.8	0.2	-0.8	-0.9
Rubber and plastic products.....	07	—	-1.0	-0.3	-0.2	0.1	-0.2	-0.7
Lumber and wood products.....	08	—	-10.0	0.0	-0.7	-0.5	-0.3	-0.4
Pulp, paper, and allied products.....	09	—	0.0	0.0	-0.2	-0.1	0.0	-0.3
Metals and metal products.....	10	—	-7.5	0.6	0.9	0.8	0.5	-1.3
Machinery and equipment.....	11	—	5.2	0.3	0.4	0.4	0.1	0.2
Furniture and household durables.....	12	—	4.1	0.4	0.1	0.0	0.4	0.0
Nonmetallic mineral products.....	13	—	8.3	0.9	0.3	-0.2	0.1	0.3
Transportation equipment.....	14	—	2.7	0.2	0.2	0.1	0.1	0.0
Miscellaneous products.....	15	—	5.7	0.4	0.2	0.0	1.1	0.1
Industrial commodities less fuels.....	ILF	T15M05	-1.1	0.3	0.1	0.2	0.0	-0.4
Other commodity groupings								
Petroleum products, refined.....	05	7	-39.8	0.3	-2.3	0.4	-6.7	-1.5
Industrial chemicals.....	06	1	-17.3	0.3	-2.5	0.3	-1.9	-2.7
Rubber and rubber products.....	07	1	2.2	0.5	-0.1	0.1	-0.4	-0.7
Lumber.....	08	1	-18.7	1.3	-1.1	-1.0	0.3	-1.2
Iron and steel.....	10	1	-16.2	2.8	2.4	2.0	2.0	-2.5
Nonferrous metals.....	10	2	-6.9	-1.2	-0.1	-0.1	-0.3	-2.4
General purpose machinery and equipment.....	11	4	7.3	0.3	0.7	1.0	0.5	0.0
Electrical machinery and equipment.....	11	7	3.4	0.0	0.1	0.1	-0.3	0.4
Electronic components and accessories.....	11	78	-0.2	0.1	0.1	-0.5	-1.2	0.2
Aircraft and aircraft equipment.....	14	2	4.4	0.8	0.5	0.4	0.4	0.2
Services and construction								
Transportation services.....	30	—	-5.1	-0.8	-0.2	-1.5	-0.7	-0.3
Services related to transportation activities.....	31	—	-9.9	-0.6	-2.0	-1.2	-0.4	0.8
Warehousing, storage, and related activities.....	32	—	6.0	2.9	-0.3	0.0	-3.8	-1.4
Publishing sales, excluding software.....	33	—	4.7	0.6	0.5	0.4	0.1	0.4
Software publishing.....	34	—	2.4	1.1	0.0	-0.2	0.4	0.9
Network compensation from broadcast and cable television and radio.....	35	—	1.1	-0.8	1.1	0.0	0.3	0.0
Advertising space and time sales.....	36	—	-4.8	-1.7	-0.5	0.7	0.2	-0.6
Telecommunication, cable, and internet user services.....	37	—	5.1	0.1	0.7	0.2	-0.4	0.2
Data processing and related services.....	38	—	1.4	0.4	0.3	-0.1	0.1	0.3
Credit intermediation services (partial).....	39	—	30.2	3.2	-3.6	2.9	-0.5	0.9
Investment services.....	40	—	9.3	2.4	-1.5	1.2	0.6	-0.4
Insurance and annuities.....	41	—	4.0	0.0	0.1	0.2	0.2	0.9
Commissions and fees from sales and administration of insurance policies (partial).....	42	—	0.8	-0.1	0.0	0.0	0.0	0.0
Real estate services (partial).....	43	—	3.5	-2.2	-0.9	1.2	0.5	1.1
Rental and leasing of goods (partial).....	44	—	-2.0	0.5	1.4	-0.7	-1.3	1.4
Professional services (partial).....	45	—	4.6	1.0	-0.3	0.6	0.0	0.0
Employment services.....	46	—	0.6	-0.3	0.5	0.5	0.0	-0.2
Travel arrangement services.....	47	—	3.8	-0.8	-0.3	0.8	0.2	0.5
Selected security services (partial).....	48	—	7.2	0.1	0.3	0.1	2.1	0.1
Cleaning and building maintenance services (partial).....	49	—	2.5	-0.1	0.1	1.0	-0.3	0.3
Waste collection and remediation services (partial).....	50	—	12.5	2.4	2.0	1.2	-0.2	-0.4
Health care services.....	51	—	3.0	0.5	0.3	0.3	0.1	0.1
Accommodation services.....	53	—	2.8	1.9	8.3	-1.0	-2.6	6.7
Food and beverages for immediate consumption services (partial).....	54	—	2.1	0.6	0.1	0.4	0.0	0.0
Repair and maintenance services (partial).....	55	—	5.8	0.5	1.0	0.9	-0.1	0.0
Entertainment services (partial).....	56	—	4.3	0.7	0.3	-0.5	-0.9	0.1
Wholesale trade services.....	57	—	1.8	-0.4	0.0	1.1	0.1	-0.3
Retail trade services.....	58	—	0.7	0.7	0.3	-0.6	0.4	0.2
Metal treatment services.....	59	—	5.3	0.0	0.1	0.7	0.4	-0.1

See footnotes at end of table.

Table 6. Producer price index percentage changes for selected aggregate commodity and service groupings, not seasonally adjusted — Continued
 [June 2023]

Title	Commodity code		Unadjusted 12-month percent change ¹	Unadjusted 1-month percent change ¹				
	Group code	Item code		June 2022 to June 2023 ^p	Jan. to Feb.	Feb. to Mar. ^p	Mar. to Apr. ^p	Apr. to May ^p
Mining services.....	60	—	4.0	0.5	1.1	-0.7	-0.3	-0.4
Contract work on textile products, apparel, and leather.....	61	—	6.5	0.9	0.6	0.0	0.4	0.1
Construction (partial).....	80	—	8.6	0.0	0.2	-0.2	0.2	0.0

¹ All indexes are subject to revision for 4 months after their originally scheduled publication to incorporate late reports and corrections by survey respondents.

^p Preliminary

“—” Data not available.

NOTE: The term “(partial)” denotes incomplete coverage of the index category.

Table 7. Producer price index percentage changes for commodity and service groupings and individual items, not seasonally adjusted
[June 2023]

Title	Commodity code		Unadjusted 12-month percent change ¹	Unadjusted 1-month percent change ¹				
	Group code	Item code		June 2022 to June 2023 ^P	Jan. to Feb.	Feb. to Mar. ^P	Mar. to Apr. ^P	Apr. to May ^P
Goods								
All commodities.....	00	000000	-9.5	-0.6	-0.6	0.0	-1.2	0.0
Industrial commodities.....	IND	THRU15	-10.5	-0.5	-0.8	-0.1	-1.1	-0.1
Farm products, processed foods and feeds.....	PFF	PLUS02	-3.8	-1.2	0.3	0.2	-1.8	0.4
Farm products.....	01	—	-9.9	-1.7	-0.3	1.6	-5.5	1.5
Fruits & melons, fresh/dry vegs. & nuts.....	01	1	9.1	-8.9	-4.6	15.6	-8.6	0.1
Fresh fruits and melons.....	01	11	4.6	-6.7	-3.2	2.4	-2.5	2.1
Citrus fruits.....	01	1101	-10.6	-5.8	-3.1	4.3	7.4	-1.3
Grapefruits.....	01	110101	9.0	0.1	2.8	-0.2	-2.5	-2.8
Lemons.....	01	110104	21.2	-7.3	-0.2	9.6	7.1	4.9
Valencia oranges.....	01	110105	-15.4	-19.9	-1.3	-1.4	—	—
Navel oranges.....	01	110106	-9.1	-6.8	-5.0	7.6	17.3	9.4
Tangerines.....	01	110108	—	29.0	-8.2	—	—	—
Tangelos.....	01	110110	—	—	—	—	—	—
Other fruits and berries.....	01	1102	8.2	-7.2	-3.4	2.8	-4.0	2.5
Nectarines.....	01	110202	61.6	—	—	—	—	—
Cherries.....	01	110203	—	—	—	—	—	—
Avocados.....	01	110205	-56.9	—	—	—	-11.8	0.7
Granny Smith apples.....	01	110208	95.5	1.5	-5.8	4.5	-0.6	14.9
Golden delicious apples.....	01	110211	21.5	0.0	-2.5	0.0	-3.5	2.2
Red delicious apples.....	01	110215	31.0	3.9	-3.1	-6.0	-4.0	1.5
McIntosh apples.....	01	110216	15.4	0.4	-1.8	14.5	0.0	0.0
Peaches.....	01	110219	50.3	—	—	—	—	—
Gala apples.....	01	110220	21.7	-1.2	-7.5	-5.1	-5.4	-0.9
Pears.....	01	110221	34.0	2.0	-6.3	-8.7	3.3	17.9
Strawberries.....	01	110222	37.2	-25.2	-6.7	18.7	-50.0	-10.5
Blackberries.....	01	110225	26.9	—	—	—	—	—
Blueberries.....	01	110227	2.1	—	—	—	—	-5.4
Grapes.....	01	110228	14.9	4.5	1.0	0.0	0.0	23.4
Table grapes.....	01	1102281	—	—	—	—	—	—
Wine grapes.....	01	1102283	5.6	4.6	1.0	0.0	0.0	0.0
Juice grapes.....	01	1102284	40.4	0.0	0.0	0.0	0.0	0.0
Fuji apples.....	01	110229	29.0	-3.0	-9.9	-4.7	-3.5	-1.7
Empire apples.....	01	110230	—	0.0	0.0	-5.8	0.0	0.0
Melons.....	01	1103	67.6	0.0	0.0	-8.5	-4.0	6.4
Cantaloupes.....	01	110301	96.6	0.0	0.0	—	—	—
Honeydews.....	01	110302	33.9	—	—	—	—	—
Watermelons.....	01	110303	63.4	—	—	—	-4.0	-2.2
Fresh and dry vegetables.....	01	13	21.7	-13.7	-7.5	35.1	-15.8	-0.8
Dry vegetables.....	01	1301	-22.0	0.8	-1.8	1.4	-1.7	-1.7
Dry beans.....	01	13011	-16.0	1.5	-0.4	0.6	-0.2	-2.1
Dry pinto beans.....	01	130110	-24.2	0.0	0.0	0.0	0.0	-0.1
Dry great northern beans.....	01	130111	14.3	0.0	0.0	0.0	0.0	0.0
Dry pea beans.....	01	130113	-20.3	-0.2	-1.9	—	—	-5.6
Dry kidney beans.....	01	130114	—	-0.2	0.0	1.3	0.0	-6.4
Dry garbanzo beans.....	01	130116	-0.3	8.0	0.0	2.7	-0.2	0.0
Dry black beans.....	01	130117	-13.6	1.5	-0.9	0.0	0.5	-5.3
Dry peas and lentils.....	01	13012	-29.4	-0.2	-3.9	2.5	-3.9	-1.0
Dry peas.....	01	130120	-39.3	1.3	-6.1	3.2	-5.7	-2.7
Dry lentils.....	01	130121	-0.8	-3.5	1.1	0.9	0.0	2.4
Fresh vegetables, except potatoes.....	01	1302	10.4	-21.4	-13.6	60.3	-25.9	-3.4
Cabbage.....	01	130211	1.3	-20.5	-21.5	-6.4	1.8	19.6
Carrots.....	01	130212	20.6	3.8	0.1	-7.6	-1.6	0.0
Celery.....	01	130213	131.4	-69.2	2.1	-34.4	249.0	-11.0
Sweet corn.....	01	130214	11.4	7.2	-65.7	45.0	7.0	12.5
Lettuce.....	01	130215	4.9	-33.8	-16.7	191.3	-49.5	-22.0
Dry onions.....	01	130216	5.4	-10.4	-6.8	-5.9	17.3	39.2
Tomatoes.....	01	130217	-6.2	-23.5	-8.0	-29.7	122.4	0.5
Snap beans.....	01	130218	-6.7	-25.1	—	—	—	—
Asparagus.....	01	130221	17.4	—	—	—	—	-28.3
Broccoli.....	01	130222	50.3	-28.1	35.8	87.1	-70.3	18.3
Cauliflower.....	01	130223	18.1	149.3	-46.4	258.8	-76.0	-18.1
Spinach.....	01	130224	58.9	—	—	—	—	1.3

See footnotes at end of table.

Table 7. Producer price index percentage changes for commodity and service groupings and individual items, not seasonally adjusted — Continued
[June 2023]

Title	Commodity code		Unadjusted 12-month percent change ¹	Unadjusted 1-month percent change ¹				
	Group code	Item code		June 2022 to June 2023 ^P	Jan. to Feb.	Feb. to Mar. ^P	Mar. to Apr. ^P	Apr. to May ^P
Greens.....	01	130225	10.6	-3.0	1.5	-2.8	-0.6	6.6
Endive.....	01	130226	7.3	-3.1	-25.9	—	—	0.0
Green peppers.....	01	130228	-47.7	-23.6	28.5	-33.9	28.0	-25.1
Eggplant.....	01	130229	—	-13.9	—	—	22.5	—
Squash.....	01	130231	34.7	-42.7	37.6	-23.4	-64.3	184.7
Beets.....	01	130232	14.5	8.2	27.6	-30.1	-1.1	1.5
Cucumbers.....	01	130234	-13.9	—	—	81.7	-16.2	-18.8
Artichokes.....	01	130235	37.1	-28.6	-37.9	11.7	-11.5	-4.2
Sweet potatoes.....	01	1303	0.2	0.0	0.0	0.0	-3.7	4.4
Sweet potatoes.....	01	130301	0.2	0.0	0.0	0.0	-3.7	4.4
Potatoes.....	01	1306	38.4	-2.2	0.4	9.9	0.8	2.8
Long white potatoes.....	01	130601	20.6	—	—	—	—	—
Round white potatoes.....	01	130602	—	—	—	—	-27.7	—
Russet potatoes.....	01	130603	56.7	-2.4	1.3	7.4	4.8	-0.1
Round red potatoes.....	01	130604	-12.3	0.3	-6.4	-7.6	-2.6	76.6
Round yellow potatoes.....	01	130605	—	—	—	—	—	—
Tree nuts.....	01	19	-5.8	0.0	0.0	0.0	0.0	-2.8
Tree nuts.....	01	1901	-5.8	0.0	0.0	0.0	0.0	-2.8
Pecans.....	01	190101	0.0	0.0	0.0	0.0	0.0	0.0
Almonds.....	01	190102	-4.1	0.0	0.0	0.0	0.0	-4.1
Filberts.....	01	190103	-1.1	0.0	0.0	0.0	0.0	-1.1
Walnuts.....	01	190104	-28.6	0.0	0.0	0.0	0.0	0.0
Macadamias.....	01	190105	0.0	0.0	0.0	0.0	0.0	0.0
Pistachios.....	01	190106	0.0	0.0	0.0	0.0	0.0	0.0
Grains.....	01	2	-20.3	4.0	-8.1	5.2	-4.7	-0.1
Wheat.....	01	21	-31.5	5.9	-9.3	4.0	-3.3	-3.9
Wheat.....	01	2101	-31.5	5.9	-9.3	4.0	-3.3	-3.9
Hard red winter wheat.....	01	210101	-30.9	12.1	-10.5	6.4	-0.8	-8.7
Hard red spring wheat.....	01	210102	-27.5	-4.8	-5.0	5.0	-7.7	2.2
Soft white wheat.....	01	210103	-33.1	-1.1	-6.7	-1.3	-7.0	8.5
Soft red winter wheat.....	01	210104	-36.5	5.0	-12.5	-1.4	-4.7	-0.3
Hard amber durum wheat.....	01	210105	-37.9	-6.1	-2.7	-0.4	-5.3	-3.7
Other grains.....	01	22	-18.8	3.9	-8.3	5.4	-5.1	0.6
Barley.....	01	2201	-26.9	2.1	0.3	-0.2	-7.2	-8.0
Barley.....	01	220101	-26.9	2.1	0.3	-0.2	-7.2	-8.0
Corn.....	01	2202	-18.4	3.9	-8.4	5.5	-5.0	0.7
Corn.....	01	220205	-18.4	3.9	-8.4	5.5	-5.0	0.7
Oats.....	01	2203	-45.3	-0.2	2.1	-9.9	3.5	5.2
Oats.....	01	220311	-45.3	-0.2	2.1	-9.9	3.5	5.2
Sorghum.....	01	2205	-21.3	3.5	-9.9	4.8	-7.7	0.8
Sorghum.....	01	220501	-21.3	3.5	-9.9	4.8	-7.7	0.8
Rough rice.....	01	23	16.9	0.1	1.8	4.5	-1.7	0.0
Rough rice.....	01	2301	16.9	0.1	1.8	4.5	-1.7	0.0
Rough rice.....	01	230103	16.9	0.1	1.8	4.5	-1.7	0.0
Long grain rough rice.....	01	2301031	14.9	2.4	-0.6	0.6	-1.7	0.0
Medium/short grain rough rice.....	01	2301032	21.4	-4.3	6.8	12.4	-1.6	0.0
Livestock.....	01	3	20.1	5.3	4.1	2.7	0.1	10.5
Slaughter cattle.....	01	31	26.0	3.6	3.5	7.9	-2.6	6.7
Slaughter steers and heifers.....	01	3101	30.0	1.6	2.5	9.2	-3.3	6.6
Slaughter steers and heifers.....	01	310199	30.0	1.6	2.5	9.2	-3.3	6.6
Slaughter cows and bulls.....	01	3102	11.3	14.4	8.1	3.2	0.6	7.5
Slaughter cows and bulls.....	01	310299	11.3	14.4	8.1	3.2	0.6	7.5
Slaughter vealers.....	01	3103	0.7	-1.1	-0.3	-4.5	3.0	-0.7
Slaughter vealers.....	01	310399	0.7	-1.1	-0.3	-4.5	3.0	-0.7
Slaughter hogs.....	01	32	-12.3	6.6	2.9	-11.3	5.8	22.5
Slaughter barrows and gilts.....	01	3201	-11.8	5.8	2.6	-10.5	7.1	22.5
Slaughter barrows and gilts.....	01	320199	-11.8	5.8	2.6	-10.5	7.1	22.5
Slaughter sows.....	01	3202	-47.8	43.9	14.1	-37.0	-48.8	18.8
Slaughter sows.....	01	320299	-47.8	43.9	14.1	-37.0	-48.8	18.8
Slaughter lambs.....	01	33	7.2	18.9	-2.8	13.1	-15.6	-1.4
Slaughter lambs.....	01	3301	7.2	18.9	-2.8	13.1	-15.6	-1.4
Slaughter lambs.....	01	330199	7.2	18.9	-2.8	13.1	-15.6	-1.4

See footnotes at end of table.

Table 7. Producer price index percentage changes for commodity and service groupings and individual items, not seasonally adjusted — Continued
[June 2023]

Title	Commodity code		Unadjusted 12-month percent change ¹	Unadjusted 1-month percent change ¹				
	Group code	Item code		June 2022 to June 2023 ^P	Jan. to Feb.	Feb. to Mar. ^P	Mar. to Apr. ^P	Apr. to May ^P
Feeder and replacement cattle.....	01	34	41.3	6.2	5.7	4.5	0.9	9.0
Feeder and replacement cattle.....	01	3401	41.3	6.2	5.7	4.5	0.9	9.0
Feeder and replacement cattle.....	01	340199	41.3	6.2	5.7	4.5	0.9	9.0
Slaughter poultry.....	01	4	-15.9	-0.9	5.9	6.7	1.2	-4.9
Slaughter chickens.....	01	41	-19.3	-0.1	7.5	8.3	1.9	-4.0
Broilers and other meat type chickens.....	01	4102	-19.3	-0.1	7.5	8.3	1.9	-4.0
Slaughter chickens.....	01	410299	-19.3	-0.1	7.5	8.3	1.9	-4.0
Slaughter turkeys.....	01	42	-1.6	-4.5	-0.9	-1.0	-2.8	-10.4
Slaughter turkeys.....	01	4201	-1.6	-4.5	-0.9	-1.0	-2.8	-10.4
Slaughter turkeys.....	01	420199	-1.6	-4.5	-0.9	-1.0	-2.8	-10.4
Slaughter ducks.....	01	43	8.2	0.6	0.0	0.7	-1.1	0.0
Slaughter ducks.....	01	4301	8.2	0.6	0.0	0.7	-1.1	0.0
Slaughter ducks.....	01	430199	8.2	0.6	0.0	0.7	-1.1	0.0
Raw cotton.....	01	5	-43.4	-2.4	-5.1	-0.3	-3.2	0.5
Raw cotton.....	01	51	-43.4	-2.4	-5.1	-0.3	-3.2	0.5
Raw cotton.....	01	5101	-43.4	-2.4	-5.1	-0.3	-3.2	0.5
Raw cotton.....	01	510101	-43.4	-2.4	-5.1	-0.3	-3.2	0.5
Upland cotton.....	01	5101011	-43.2	0.0	-5.3	1.4	-3.3	0.6
Pima cotton.....	01	5101012	-45.8	-24.1	-2.4	-20.0	-1.9	0.0
Raw milk.....	01	6	-34.0	-6.5	-2.3	-1.9	-6.8	-8.0
Raw milk.....	01	61	-34.0	-6.5	-2.3	-1.9	-6.8	-8.0
Raw milk.....	01	6101	-34.0	-6.5	-2.3	-1.9	-6.8	-8.0
Raw milk.....	01	610102	-34.0	-6.5	-2.3	-1.9	-6.8	-8.0
Chicken eggs.....	01	7	-44.3	-36.1	37.6	-37.9	-62.5	48.0
Chicken eggs.....	01	71	-44.3	-36.1	37.6	-37.9	-62.5	48.0
Eggs for fresh use.....	01	7107	-37.8	-41.3	33.2	-35.8	-53.4	33.8
Eggs, jumbo.....	01	710701	-36.0	-41.6	34.2	-33.7	-50.3	29.0
Eggs, extra large.....	01	710702	-37.7	-42.2	33.3	-34.2	-51.6	30.0
Eggs, large.....	01	710703	-38.4	-44.4	35.3	-35.3	-54.6	34.1
Eggs, medium.....	01	710704	-35.1	-24.0	25.8	-40.1	-51.9	39.7
Eggs, small.....	01	710705	-45.3	-16.7	3.3	-49.0	-31.4	24.7
Breaker stock and checks and undergrades.....	01	7108	-54.1	-26.3	44.1	-40.7	-75.9	88.5
Breaker stock.....	01	710801	-53.5	-26.1	44.1	-41.2	-75.3	87.8
Checks and undergrades.....	01	710802	-57.8	-28.0	43.5	-37.4	-79.9	93.8
Hay, hayseeds, and oilseeds.....	01	8	-18.8	4.3	-3.4	-2.1	-3.1	-3.5
Hay and hayseeds.....	01	81	-8.9	10.5	-5.0	-15.3	3.4	4.1
Hay and hayseeds.....	01	8101	-8.9	10.5	-5.0	-15.3	3.4	4.1
Alfalfa hay.....	01	810101	-15.8	16.4	-15.0	-8.5	2.3	-9.8
All other hay.....	01	810102	-0.2	2.4	10.6	-23.4	5.0	23.6
Oilseeds.....	01	83	-20.6	3.2	-3.1	0.2	-4.1	-4.8
Oilseeds.....	01	8301	-20.6	3.2	-3.1	0.2	-4.1	-4.8
Peanuts.....	01	830111	14.5	-19.2	-2.3	-3.6	1.8	10.6
Cottonseed.....	01	830121	-42.0	-2.4	-6.9	-1.9	-2.7	-16.1
Soybeans.....	01	830131	-20.0	4.5	-3.1	0.4	-4.4	-5.1
Flaxseed.....	01	830151	-	-9.0	-11.5	-	-	-
Sunflower.....	01	830161	-50.6	-6.9	4.6	-5.8	-2.8	-8.4
Canola.....	01	830171	-38.5	-1.8	-8.9	0.9	-1.4	-3.6
Miscellaneous oil crops.....	01	830181	7.7	-0.1	0.6	0.0	-0.5	0.0
Processed foods and feeds.....	02	-	-0.8	-1.0	0.6	-0.5	-0.1	-0.1
Cereal and bakery products.....	02	1	6.9	1.3	-0.2	-0.4	0.6	-0.2
Bakery products.....	02	11	8.5	0.5	0.5	0.1	0.2	0.5
Bread (white, wheat, rye, etc.), including frozen.....	02	1102	10.9	0.0	2.0	-0.7	-0.6	1.6
Bread (white, wheat, rye, etc.), including frozen.....	02	110201	10.9	0.0	2.0	-0.7	-0.6	1.6
White pan bread.....	02	11020111	14.2	0.4	-0.2	-0.1	0.3	0.5
White hearth bread (French, Italian, etc.).....	02	11020112	6.7	0.9	0.0	0.0	0.2	0.0
Dark wheat breads (whole wheat, cracked wheat, multigrain, etc.).....	02	11020113	9.9	-0.8	3.1	-1.7	1.6	1.7
Other variety breads (rye, unleavened, raisin, potato, self-rising, salt-free, canned, etc.).....	02	11020114	7.8	-0.6	6.6	-1.3	-4.5	4.4
Rolls (bread-type), muffins, bagels, and croissants.....	02	1105	10.8	1.0	-0.7	1.1	-1.8	0.2
Rolls (bread-type), muffins, bagels, and croissants.....	02	110505	10.8	1.0	-0.7	1.1	-1.8	0.2

See footnotes at end of table.

Table 7. Producer price index percentage changes for commodity and service groupings and individual items, not seasonally adjusted — Continued
[June 2023]

Title	Commodity code		Unadjusted 12-month percent change ¹	Unadjusted 1-month percent change ¹				
	Group code	Item code		June 2022 to June 2023 ^P	Jan. to Feb.	Feb. to Mar. ^P	Mar. to Apr. ^P	Apr. to May ^P
Rolls, hamburger and wiener.....	02	11050501	10.7	-0.2	-2.7	2.5	-1.2	-3.0
All other rolls, bread-type (incl. muffins, bagels, and croissants).....	02	11050502	10.0	2.1	1.2	-0.2	-2.4	3.0
Other sweet goods, excluding frozen.....	02	1107	13.1	0.8	0.4	0.4	1.7	0.0
Other sweet goods, excluding frozen.....	02	110703	13.1	0.8	0.4	0.4	1.7	0.0
Soft cakes, excluding frozen.....	02	1108	4.3	0.6	0.1	-0.5	2.0	1.2
Soft cakes, excluding frozen.....	02	110803	4.3	0.6	0.1	-0.5	2.0	1.2
Cookies, crackers, and related products.....	02	1121	4.0	0.2	0.0	0.0	2.3	0.0
Cookies, wafers, and ice cream cones and cups (excluding frozen).....	02	112103	5.9	0.3	0.0	0.0	3.6	0.0
Crackers, biscuits, and related products.....	02	112104	0.7	0.0	0.0	0.0	0.0	0.0
Saltines and all other crackers, cracker meal and crumbs, and biscuits.....	02	1121042	0.7	0.0	0.0	0.0	0.0	0.0
Retail bakery products, excluding retail trade.....	02	1130	6.8	0.6	0.8	0.0	0.3	0.0
Retail bakery products, excluding retail trade.....	02	113001	6.8	0.6	0.8	0.0	0.3	0.0
Flour and flour base mixes and doughs.....	02	12	-1.7	0.2	-2.0	0.1	0.6	-1.8
Wheat flour.....	02	1203	-12.6	0.7	-5.4	1.8	1.3	-4.9
Wheat flour.....	02	120301	-12.6	0.7	-5.4	1.8	1.3	-4.9
Flour base mixes and doughs.....	02	1204	9.1	-0.1	0.0	-0.8	0.2	0.0
Flour base mixes and doughs.....	02	120401	9.1	-0.1	0.0	-0.8	0.2	0.0
Prepared flour mixes, including refrigerated and frozen doughs and batters, made in flour mills.....	02	1204011	10.8	-0.1	0.0	-0.8	0.5	-0.3
Flour mixes, excluding cake mixes, made from purchased flour.....	02	1204013	8.8	-0.1	0.0	-0.8	0.1	0.0
Milled rice and byproducts.....	02	13	15.1	0.7	0.4	-0.3	-0.8	-0.5
Head rice.....	02	1301	15.2	0.3	0.1	-0.2	-1.0	-0.7
Head rice.....	02	130106	15.2	0.3	0.1	-0.2	-1.0	-0.7
Head rice not packaged with other ingredients.....	02	1301066	14.3	0.3	0.1	-0.3	-1.3	-0.7
Milled rice (incl second heads, screenings, brewers, bran, sharps, rice flour, and byproducts).....	02	1302	14.7	1.1	0.7	-0.4	-0.6	-0.4
Milled rice (incl second heads, screenings, brewers, bran, sharps, rice flour, and byproducts).....	02	130201	14.7	1.1	0.7	-0.4	-0.6	-0.4
Cereal and pasta products.....	02	14	10.1	4.2	-0.5	-1.9	1.8	-0.2
Dry macaroni, spaghetti, and egg noodle products, made from purchased flour.....	02	1402	8.5	1.3	0.0	-8.4	0.0	0.0
Dry macaroni, spaghetti, and egg noodle products, made from purchased flour.....	02	140203	8.5	1.3	0.0	-8.4	0.0	0.0
Dry macaroni, spaghetti, and egg noodle products, made from purchased flour.....	02	14020303	8.5	1.3	0.0	-8.4	0.0	0.0
Cereal and mill products, other than flour.....	02	1409	10.3	4.9	-0.6	-0.3	2.2	-0.3
Manufactured starch, made by wet milling.....	02	140907	47.7	42.3	0.6	-0.3	0.0	-0.2
Wheat mill products, corn mill products, and other grain mill products except flour.....	02	140908	-1.8	-3.3	-1.7	-0.8	0.2	-2.4
Wheat mill products, except flour.....	02	1409081	14.2	-4.7	0.9	-3.2	-0.3	-4.9
Corn mill products.....	02	1409082	3.0	-4.2	-3.2	0.1	0.7	0.0
Other grain mill products.....	02	1409083	-16.8	1.3	-2.2	0.9	-0.4	-4.0
Breakfast cereal.....	02	140909	9.5	0.0	-0.2	0.0	4.5	1.1
Meats, poultry, and fish.....	02	2	-6.1	-1.7	2.6	-0.8	0.2	2.0
Meats.....	02	21	5.1	-1.7	3.4	-1.0	1.5	3.7
Beef and veal products, fresh or frozen.....	02	2101	14.8	-1.6	4.6	0.8	3.2	6.3
Beef, fresh/frozen variety meats, not canned or made into sausage, made in slaughtering plants.....	02	210126	15.6	-7.4	6.6	-0.9	6.9	0.0
Beef, fresh/frozen whole/half carcass, not canned or made into sausage, misp.....	02	210131	26.5	-0.4	1.0	5.1	-3.9	14.2
Beef, fresh/frozen, primal and subprimal cuts, made in slaughtering plants.....	02	210133	14.5	-1.2	4.9	0.6	3.6	6.2
Lamb/mutton, fresh or frozen, not canned or made into sausage, made in slaughtering plants.....	02	2103	50.2	0.0	0.5	-1.4	0.0	-0.9
Lamb/mutton, fresh or frozen, not canned or made into sausage, made in slaughtering plants.....	02	210321	50.2	0.0	0.5	-1.4	0.0	-0.9
Pork products, fresh, frozen, or processed, except sausage.....	02	2104	-8.3	-4.6	3.0	-6.6	-0.3	3.2
Pork, fresh/frozen, unprocessed, all cuts, except sausage, made in slaughtering plants.....	02	210444	-13.0	-5.1	1.5	-12.3	-0.4	6.1
Pork, processed or cured, not canned or made into sausage.....	02	210447	-3.3	-3.9	4.6	-0.6	-0.1	0.5
Pork, processed or cured, not canned or made into sausage, made in slaughtering plants.....	02	2104471	13.3	-10.1	15.4	-0.5	0.9	4.6
Pork, processed or cured, not canned or made into sausage, mfpc.....	02	2104472	-8.1	-2.0	1.5	-0.6	-0.5	-0.9
Pork, sweet-pickled, dry-cured, or dry salt, not canned or made into sausage, mfpc.....	02	21044721	-	0.1	-0.2	0.0	0.1	-
Smoked hams and picnics, excluding canned, made from purchased carcasses.....	02	21044722	6.4	1.4	13.8	-0.4	-0.8	0.4

See footnotes at end of table.

Table 7. Producer price index percentage changes for commodity and service groupings and individual items, not seasonally adjusted — Continued
[June 2023]

Title	Commodity code		Unadjusted 12-month percent change ¹	Unadjusted 1-month percent change ¹				
	Group code	Item code		June 2022 to June 2023 ^P	Jan. to Feb.	Feb. to Mar. ^P	Mar. to Apr. ^P	Apr. to May ^P
Smoked slab bacon, made from purchased carcasses.....	02	21044723	-24.6	-0.2	-5.8	-8.0	2.9	-1.3
Smoked sliced bacon, made from purchased carcasses.....	02	21044724	-19.5	-4.2	-1.2	-0.3	-1.7	-2.1
Other smoked pork, not canned or made into sausage, made from purchased carcasses.....	02	21044725	-2.8	0.0	-4.1	-0.3	2.7	-1.5
Boiled ham, barbecue pork, and other cooked pork, excluding canned meats and sausage, mfpc.....	02	21044726	-0.7	-4.4	-3.5	0.8	0.2	0.0
Other meats, fresh, frozen, or canned.....	02	2105	4.6	0.6	2.2	0.8	0.7	0.7
Fresh/processed sausage, deli & cooked meats, etc.....	02	210503	-2.1	-0.2	2.0	-0.3	-2.6	0.4
Fresh and processed sausage, deli, and cooked meats, made in slaughtering plants.....	02	2105031	-5.7	-1.4	-1.3	-0.6	-5.5	3.7
Fresh and processed sausage, deli, and cooked meats, mfpc.....	02	2105032	-1.4	0.0	2.4	-0.3	-2.2	0.0
Fresh sausage (pork sausage, breakfast links, etc.), excluding canned, mfpc.....	02	21050321	1.0	0.5	6.0	-2.4	-5.9	0.6
Dry or semidry sausage (salami, cervelat, pepperoni, summer sausage, pork roll, etc), mfpc.....	02	21050322	-5.1	-1.2	1.2	1.0	-1.1	-0.3
Frankfurters, including wieners, excluding canned, made from purchased carcasses.....	02	21050323	1.3	0.2	-0.5	0.4	1.6	-0.1
Other sausage (smoked or cooked) & jellied goods & similar preparations, excluding canned, mfpc.....	02	21050324	0.4	0.8	0.9	0.5	-1.1	-0.6
Boxed meat (beef, pork, lamb, etc.), made from purchased carcasses...	02	210504	6.6	1.5	0.2	2.6	0.6	-1.1
Canned meats, excluding dog, cat, and baby food.....	02	210579	23.3	1.1	-0.1	0.8	1.3	1.7
Frozen ground meat patties and other processed, frozen, or cooked meats, mfpc.....	02	210586	6.2	0.9	3.5	1.3	3.8	1.6
Processed poultry.....	02	22	-26.6	-2.5	1.3	-0.3	-1.8	-0.3
Young chickens, including bulk, chilled, frozen, whole, and in parts.....	02	2203	-21.7	0.1	2.8	1.7	0.9	-0.5
Young chickens, including bulk, chilled, frozen, whole, and in parts.....	02	220333	-21.7	0.1	2.8	1.7	0.9	-0.5
Turkeys, including frozen, whole, and in parts.....	02	2206	-29.2	-2.2	-10.7	-6.8	-8.9	-8.2
Turkeys, including frozen, whole, and in parts.....	02	220611	-29.2	-2.2	-10.7	-6.8	-8.9	-8.2
Canned, cooked, smoked or prepared poultry.....	02	2208	-35.0	-7.8	6.7	-0.3	-3.5	3.7
Canned, cooked, smoked or prepared poultry.....	02	220811	-35.0	-7.8	6.7	-0.3	-3.5	3.7
Chicken hens and other poultry/small game.....	02	2209	12.2	0.1	0.0	0.0	-0.3	0.1
Other poultry/small game (duck, goose, rabbit, etc.).....	02	220911	9.5	0.3	0.1	0.0	-0.9	0.2
Unprocessed and prepared seafood.....	02	23	-2.5	0.6	1.4	-0.6	-1.7	-2.1
Unprocessed finfish.....	02	2301	-7.2	-7.0	11.0	-13.1	19.5	-17.6
Haddock.....	02	230101	-24.0	-31.1	7.3	-16.9	97.0	-40.4
Halibut.....	02	230102	-43.2	-	38.8	-10.6	-41.8	3.5
Salmon.....	02	230103	-	-	4.4	-5.8	-	-
Flounder.....	02	230131	3.3	-40.9	75.8	-18.2	15.3	3.2
Cod.....	02	230132	-0.7	-17.6	-6.1	10.6	29.7	-15.6
Pollock.....	02	230133	-4.4	16.7	-3.5	15.1	33.8	-25.6
Tuna.....	02	230136	1.5	-25.8	-	-	-1.0	3.4
Other finfish.....	02	230199	-22.6	-15.4	19.7	-34.4	25.0	-19.4
Unprocessed shellfish.....	02	2305	3.5	10.4	0.0	6.0	-16.7	5.8
Shrimp.....	02	230501	-33.6	13.6	-0.9	0.1	-4.7	-4.5
Crabs.....	02	230502	34.5	-	-	-	-	38.2
Lobsters.....	02	230503	-5.4	42.5	0.5	20.7	-30.7	-20.2
Clams.....	02	230504	-2.9	0.0	0.0	-0.3	0.3	0.0
Oysters.....	02	230505	8.4	0.0	0.0	0.0	0.0	0.0
Sea scallops.....	02	230506	-5.0	-8.4	0.0	-3.1	-3.2	0.0
Mussels.....	02	230507	18.2	0.0	0.0	0.0	0.0	0.0
Prepared fresh and frozen seafood.....	02	2306	-4.1	-1.0	0.7	-0.7	-0.9	-0.9
Prepared fresh fish/seafood, inc. surimi/surimi-based products.....	02	230601	-3.1	0.2	-0.7	-2.5	-0.8	-0.2
Prepared frozen fish.....	02	230602	-6.7	-2.0	0.0	0.7	0.2	-3.2
Prepared frozen shellfish.....	02	230603	-17.1	-2.7	-0.1	-1.9	-5.9	-1.6
Other prepared fresh and frozen seafood.....	02	230604	27.1	1.8	6.8	0.2	0.6	5.7
Dairy products.....	02	3	-11.3	-2.4	-1.7	-0.1	-1.2	-1.9
Fluid milk products.....	02	31	-6.1	-1.9	-2.1	0.1	1.6	-1.4
Packaged fluid milk and related products.....	02	3103	-9.7	-1.8	-3.5	0.3	1.4	-2.6
Fluid whole milk.....	02	310301	-10.5	-2.5	-4.4	1.3	1.6	-2.9
Reduced fat and lowfat milk (1/2-2).....	02	310302	-10.5	-1.3	-3.2	-0.1	2.3	-3.5
Fat free or skim milk.....	02	310303	-9.8	0.9	-1.6	0.7	0.4	-3.8
Other fluid milk related products, packaged, incl. cartons, bottles, cans, and dispenser cans.....	02	310304	-4.8	-2.8	-3.4	-0.6	0.0	-0.2
Cottage cheese.....	02	3104	-0.3	0.5	-1.2	-0.4	-0.5	0.9
Cottage cheese.....	02	310401	-0.3	0.5	-1.2	-0.4	-0.5	0.9
Other milk products.....	02	3105	3.0	-0.3	-0.8	0.0	2.7	-0.4
Other milk products.....	02	310501	3.0	-0.3	-0.8	0.0	2.7	-0.4

See footnotes at end of table.

Table 7. Producer price index percentage changes for commodity and service groupings and individual items, not seasonally adjusted — Continued
[June 2023]

Title	Commodity code		Unadjusted 12-month percent change ¹	Unadjusted 1-month percent change ¹				
	Group code	Item code		June 2022 to June 2023 ^P	Jan. to Feb.	Feb. to Mar. ^P	Mar. to Apr. ^P	Apr. to May ^P
Yogurt, excluding frozen.....	02	3105011	5.1	-0.1	-0.1	0.2	3.7	0.0
Other packaged milk products.....	02	3105012	-0.8	-0.5	-1.8	-0.2	1.0	-1.1
Bulk fluid milk and cream.....	02	3106	-9.0	-5.0	-0.4	-0.6	0.8	0.0
Bulk fluid milk and cream.....	02	310601	-9.0	-5.0	-0.4	-0.6	0.8	0.0
Butter.....	02	32	-18.6	-0.2	-2.1	-0.9	2.6	-1.5
Butter.....	02	3201	-18.6	-0.2	-2.1	-0.9	2.6	-1.5
Butter.....	02	320114	-18.6	-0.2	-2.1	-0.9	2.6	-1.5
Natural, processed, and imitation cheese.....	02	33	-12.0	-3.3	-0.6	-0.2	-3.3	-2.2
Natural cheese, except cottage cheese.....	02	3302	-11.8	-2.9	-0.6	-0.2	-3.7	-2.4
Natural cheese, except cottage cheese.....	02	330212	-11.8	-2.9	-0.6	-0.2	-3.7	-2.4
Natural cheese, except lowfat, shipped in consumer packages or containers (3 lbs or less).....	02	3302121	0.8	-0.6	-0.6	-0.3	-0.3	-0.3
Natural cheese, except lowfat, shipped in packages or containers (more than 3 lbs) or bulk.....	02	3302122	-20.8	-4.9	-0.4	0.0	-6.2	-4.3
Lowfat natural cheese, except cottage cheese, shipped in consumer packages (3 lbs. or less).....	02	3302123	1.5	-0.2	-0.1	0.1	-0.3	-0.1
Lowfat natural cheese, except cottage cheese, shipped in packages (more than 3 lbs.) or in bulk.....	02	3302124	-26.1	-6.3	-1.4	-0.7	-9.3	-5.7
Processed cheese and related products.....	02	3303	-13.2	-5.1	0.1	0.1	-1.9	-1.0
Process cheese and related products.....	02	330312	-13.2	-5.1	0.1	0.1	-1.9	-1.0
Process cheese, shipped in consumer packages or containers (3 lbs. or less).....	02	3303121	-8.8	-3.2	1.5	1.1	-2.6	-0.3
All other process cheese and related products.....	02	3303122	-16.6	-6.6	-1.0	-0.8	-1.2	-1.6
Process cheese shipped in packages or containers (more than 3 lbs.) or in bulk.....	02	33031221	-17.1	-2.6	-4.9	-5.8	5.2	-3.7
Cheese food, spread, and other related products.....	02	33031225	-16.3	-10.4	3.2	4.2	-7.0	0.5
Cheese substitutes and imitations.....	02	3304	11.6	0.0	-5.5	0.0	0.0	0.0
Cheese substitutes and imitations.....	02	330401	11.6	0.0	-5.5	0.0	0.0	0.0
Raw liquid whey.....	02	3307	-38.2	-9.9	-4.3	1.9	-1.3	-4.0
Raw liquid whey.....	02	330701	-38.2	-9.9	-4.3	1.9	-1.3	-4.0
Ice cream and frozen desserts.....	02	34	5.7	0.2	0.1	0.8	0.0	0.1
Ice cream and frozen desserts.....	02	3402	5.7	0.2	0.1	0.8	0.0	0.1
Ice cream and frozen desserts.....	02	340201	5.7	0.2	0.1	0.8	0.0	0.1
Ice cream, excl. lowfat and nonfat (incl. custards), shipped in bulk (containers 3 gal or more).....	02	3402011	-0.9	-0.2	1.1	0.0	-0.1	0.0
Ice cream, incl. custards (excl. lowfat and nonfat) shipped in sizes less than 3 gallons.....	02	3402012	7.2	0.5	0.0	1.4	0.0	-0.1
Ice cream, including custards (excluding lowfat and nonfat), novelty forms.....	02	3402013	6.0	-0.1	0.2	0.0	0.0	0.4
Ice cream, including custards, lowfat and nonfat.....	02	3402014	5.2	0.0	0.0	0.2	0.0	0.0
Frozen desserts containing fats other than butterfat (incl. soy, rice, almond, oats, etc.).....	02	3402016	-	-0.1	0.1	-0.1	0.2	1.0
Other frozen desserts (yogurt, sherbet, water ices, mellorine, frozen pudding, gelato, etc.).....	02	3402019	5.2	0.1	-0.2	0.8	-0.4	0.2
Dry, condensed, and evaporated milk products.....	02	35	-24.5	-3.0	-4.2	-0.6	-3.2	-3.7
Dry milk products, including feed grade.....	02	3502	-31.0	-3.4	-5.4	0.0	-4.4	-4.9
Dry milk products, including feed grade.....	02	350201	-31.0	-3.4	-5.4	0.0	-4.4	-4.9
Liquid milk products.....	02	3503	-11.8	-2.2	-1.0	-3.2	0.0	-1.0
Consumer-type canned milk products.....	02	350301	1.4	-0.3	-0.2	0.0	0.0	-0.1
Bulk liquid milk products, including feed grade.....	02	350303	-38.6	-6.1	-2.7	-10.1	0.1	-3.2
Ice cream mixes and related products.....	02	3505	-2.7	-1.3	-1.3	-0.1	-0.6	-0.3
Ice cream mixes and related products.....	02	350502	-2.7	-1.3	-1.3	-0.1	-0.6	-0.3
Processed fruits and vegetables.....	02	4	14.1	1.0	0.7	0.2	1.4	0.1
Canned fruits and juices.....	02	41	13.3	-0.4	2.0	0.2	0.8	0.1
Canned fruits, excluding baby foods.....	02	4101	10.1	0.1	1.0	-0.4	1.9	0.2
Canned fruits, excluding baby foods.....	02	410105	10.1	0.1	1.0	-0.4	1.9	0.2
Canned and fresh fruit juices, nectars, and concentrates.....	02	4102	15.4	-0.8	2.7	0.5	0.1	0.1
Canned and fresh fruit juices, nectars, and concentrates.....	02	410239	15.4	-0.8	2.7	0.5	0.1	0.1
Frozen fruits, juices and ades.....	02	42	5.4	2.9	-0.2	5.1	-2.4	-1.1
Frozen fruits.....	02	4202	-14.4	0.2	-0.4	-0.7	-4.2	-2.4
Frozen fruits.....	02	420209	-14.4	0.2	-0.4	-0.7	-4.2	-2.4
Canned vegetables and juices.....	02	44	15.6	0.5	1.5	-0.5	3.1	0.0
Canned vegetables and juices.....	02	4401	15.6	0.5	1.5	-0.5	3.1	0.0
Canned vegetables.....	02	440102	21.2	0.6	2.7	-1.1	1.4	0.0
Canned catsup and other tomato based sauces.....	02	440127	13.3	0.4	0.6	-0.1	4.9	0.0

See footnotes at end of table.

Table 7. Producer price index percentage changes for commodity and service groupings and individual items, not seasonally adjusted — Continued
[June 2023]

Title	Commodity code		Unadjusted 12-month percent change ¹	Unadjusted 1-month percent change ¹				
	Group code	Item code		June 2022 to June 2023 ^P	Jan. to Feb.	Feb. to Mar. ^P	Mar. to Apr. ^P	Apr. to May ^P
Frozen vegetables.....	02	45	17.5	2.6	0.1	0.3	0.4	0.4
Frozen potato products (French-fried, patties, puffs, etc.).....	02	4502	28.7	4.4	0.2	0.4	0.5	0.8
Frozen potato products (French-fried, patties, puffs, etc.).....	02	450202	28.7	4.4	0.2	0.4	0.5	0.8
Frozen vegetables, other than potato products.....	02	4505	4.1	0.3	0.0	0.2	0.4	-0.2
Frozen vegetables, other than potato products.....	02	450509	4.1	0.3	0.0	0.2	0.4	-0.2
Dried and dehydrated food.....	02	48	11.0	0.7	-1.7	-0.6	2.1	0.0
Dried and dehydrated food.....	02	4801	11.0	0.7	-1.7	-0.6	2.1	0.0
Dried and dehydrated food.....	02	480101	11.0	0.7	-1.7	-0.6	2.1	0.0
Soup mixes (including dried/dehydrated/freeze-dried) and bouillon....	02	48010101	5.9	0.0	-5.1	0.0	5.4	0.0
Dried and dehydrated fruits and vegetables, including freeze-dried. ...	02	48010102	12.6	1.0	-0.2	-0.8	0.8	0.0
Sugar and confectionery.....	02	5	9.8	2.4	0.5	0.3	0.7	1.7
Raw cane sugar and sugar cane mill products and byproducts.....	02	52	19.6	1.3	2.3	-0.2	-2.5	6.8
Raw cane sugar and sugarcane mill products and byproducts.....	02	5201	19.6	1.3	2.3	-0.2	-2.5	6.8
Raw cane sugar and sugarcane mill products and byproducts.....	02	520106	19.6	1.3	2.3	-0.2	-2.5	6.8
Refined sugar products and byproducts.....	02	53	12.4	2.4	0.4	0.1	1.3	0.9
Refined sugar products and byproducts.....	02	5307	12.4	2.4	0.4	0.1	1.3	0.9
Refined granulated cane sugar and byproducts.....	02	530701	7.8	1.9	0.4	-0.2	-0.1	1.0
Beet sugar.....	02	530702	17.1	3.0	0.3	0.4	2.8	0.8
Confectionery materials.....	02	54	21.9	10.0	0.9	0.9	2.5	1.0
Confectionery materials.....	02	5401	21.9	10.0	0.9	0.9	2.5	1.0
Corn sweeteners, made by wet milling.....	02	540107	22.9	17.2	0.3	0.0	3.4	1.1
Chocolate coatings, made from cacao beans.....	02	540108	17.8	-1.4	1.8	1.4	0.2	0.9
Other chocolate and cocoa products, made from cacao beans.....	02	540109	26.0	-1.1	2.1	2.7	0.9	0.8
Confectionery end products.....	02	55	5.3	0.4	0.2	0.3	0.3	1.6
Candy and nuts.....	02	5503	5.5	0.2	0.3	0.3	0.3	1.8
Chocolate and chocolate-type confectionery products.....	02	550301	7.7	0.5	0.1	0.2	0.2	1.6
Chocolate/chocolate-type confectionery prods, cacao beans.....	02	5503011	9.9	6.4	0.9	0.0	0.0	0.0
Chocolate/confectionery products, made from purchased chocolate, not retailed.....	02	5503014	7.2	-0.6	0.0	0.2	0.2	1.9
Nonchocolate-type confectioneries.....	02	550302	9.0	0.6	1.0	0.1	0.0	0.6
Nuts and seeds (salted, roasted, cooked or blanched).....	02	550304	-0.4	-0.6	-0.2	0.7	0.8	3.0
Nuts (salted, roasted, cooked, or blanched), sold in bulk.....	02	5503041	-3.2	-0.5	-0.1	0.9	0.8	3.3
Canned nuts (salted, roasted, cooked, or blanched).....	02	5503042	-1.7	-3.2	2.2	-2.9	2.4	0.0
All other packaged nuts, including all types of seeds (salted, roasted, cooked, or blanched).....	02	5503043	-2.2	-0.6	-2.2	0.0	0.9	0.0
Other confectionery-type products.....	02	550305	8.6	0.0	0.9	0.0	0.0	0.0
Beverages and beverage materials.....	02	6	9.2	0.0	0.1	-0.3	1.6	0.2
Alcoholic beverages.....	02	61	3.8	0.4	0.3	0.1	0.6	0.0
Malt beverages.....	02	6101	1.9	0.2	-0.2	-0.1	-0.1	-0.1
Bottled beer and ale.....	02	610101	2.4	-0.1	-0.4	-0.1	0.0	-0.2
Canned beer and ale.....	02	610103	1.9	0.6	-0.2	-0.2	-0.1	0.0
Beer and ale in barrels and kegs.....	02	610105	0.8	0.1	-0.1	0.2	-0.2	-0.4
All other malt beverages and brewing products.....	02	610108	4.6	-0.2	0.2	-0.3	0.1	0.1
Distilled and bottled liquor, excluding brandy.....	02	6102	3.6	0.8	1.2	-0.2	2.3	0.0
Distilled liquor, excluding brandy.....	02	610202	2.4	0.3	2.6	0.0	0.0	0.0
Distilled whiskey, all other distilled liquor, excluding brandy.....	02	6102022	2.8	0.3	2.6	0.0	0.0	0.0
Bottled liquor, excluding brandy.....	02	610204	4.8	1.2	0.0	-0.3	4.4	0.0
Bottled whiskey.....	02	6102041	5.4	0.7	0.0	0.0	6.6	0.0
Bottled gin, vodka, rum, cordials, cocktails, and similar compounds....	02	6102042	3.4	2.4	0.0	-0.8	1.4	0.0
Wines, brandy, and brandy spirits.....	02	6104	7.7	0.3	0.3	0.4	0.4	0.1
Wines, brandy, and brandy spirits.....	02	610441	7.7	0.3	0.3	0.4	0.4	0.1
Wines, white, red & rose grape, and other fruit, 14 percent or less alcohol.....	02	6104411	3.8	0.3	0.3	0.4	0.4	0.1
Wines, white grape, 14 percent or less alcohol content.....	02	61044111	6.1	0.5	0.4	0.3	0.4	0.0
Wines, red grape, 14 percent or less alcohol content.....	02	61044112	1.5	0.1	0.2	0.5	0.4	0.2
Wines, rose grape & other fruits & berries, 14 percent or less alcohol.....	02	61044113	3.9	-0.3	0.2	0.0	0.0	0.0
Wines, dessert, effervescent, and wine coolers.....	02	6104412	3.8	0.0	0.4	0.3	0.2	0.0
Other wines, brandy, and brandy spirits.....	02	6104413	22.5	0.4	-0.3	0.4	0.3	0.7
Soft drinks.....	02	62	16.3	-0.8	0.0	-0.9	3.3	0.6
Soft drinks, non-carbonated and bottled water.....	02	6206	20.2	-3.8	0.3	-2.0	7.8	0.1
Bottled water, non-carb, processed or pasteurized.....	02	620608	6.6	0.7	1.2	-0.4	1.5	-2.0
Soft drinks, non-carbonated.....	02	620609	28.0	-6.0	-0.2	-3.0	11.3	1.1
Soft drinks, non-carbonated, all other types.....	02	6206093	11.5	0.3	-0.2	0.1	-1.0	0.7

See footnotes at end of table.

Table 7. Producer price index percentage changes for commodity and service groupings and individual items, not seasonally adjusted — Continued
[June 2023]

Title	Commodity code		Unadjusted 12-month percent change ¹	Unadjusted 1-month percent change ¹				
	Group code	Item code		June 2022 to June 2023 ^P	Jan. to Feb.	Feb. to Mar. ^P	Mar. to Apr. ^P	Apr. to May ^P
Soft drinks, non-carbonated, fruit drinks, cocktails, ades.....	02	6206094	38.9	-9.2	-0.2	-4.7	18.5	1.3
Soft drinks, bottle/can, carbonated, all types.....	02	6210	13.5	1.6	-0.2	-0.1	0.1	1.0
Soft drinks, bottle/can, carbonated, all types.....	02	621001	13.5	1.6	-0.2	-0.1	0.1	1.0
Packaged beverage materials.....	02	63	6.5	0.8	-0.3	0.2	0.2	-0.1
Coffee (whole bean, ground, & instant).....	02	6301	5.9	-0.2	-0.4	0.3	0.2	-0.1
Coffee, concentrated, including coffee substitutes.....	02	630103	0.2	0.0	0.0	0.0	0.0	0.0
Roasted coffee.....	02	630104	6.3	-0.2	-0.4	0.4	0.2	-0.1
Tea in consumer packages, exc. canned ice tea.....	02	6303	14.1	10.7	0.9	-0.7	0.3	-0.1
Tea in consumer packages, exc. canned ice tea.....	02	630313	14.1	10.7	0.9	-0.7	0.3	-0.1
Other beverage materials.....	02	64	9.8	0.9	0.0	0.8	-0.4	0.3
Other beverage materials.....	02	6401	9.8	0.9	0.0	0.8	-0.4	0.3
Malt and malt byproducts.....	02	640101	10.0	6.9	0.1	0.0	2.8	-0.7
Liquid beverage bases, excluding use by soft drink bottlers.....	02	640109	5.5	0.0	0.0	2.8	-2.7	1.2
Fats and oils.....	02	7	-28.3	-6.1	-4.4	-5.1	-3.7	-6.0
Shortening, cooking oil, and margarine.....	02	78	-20.8	-2.4	-2.2	-0.8	-2.8	-2.1
Shortening, cooking oil, and margarine.....	02	7801	-20.8	-2.4	-2.2	-0.8	-2.8	-2.1
Margarine, butter blends, and butter substitutes.....	02	780109	-	-0.7	-0.1	0.7	-	-
Shortening and cooking oils.....	02	780115	-25.3	-2.7	-2.7	-1.1	-3.5	-2.6
Other oilseed processing.....	02	7A	-27.4	-9.2	-5.5	-10.0	-2.1	-5.5
Other oilseed processing.....	02	7A01	-27.4	-9.2	-5.5	-10.0	-2.1	-5.5
Cotton linters.....	02	7A0104	10.9	-0.9	-0.2	-4.2	-5.0	-1.1
Cottonseed cake, meal, hulls, and other byproducts.....	02	7A0105	0.2	-2.0	-0.8	-0.4	-5.0	-4.3
Cottonseed cake and meal.....	02	7A01051	12.6	-1.4	-0.4	-1.1	-4.3	-1.5
Other crude and refined vegetable oils and other vegetable mill products.....	02	7A0106	-3.3	0.4	0.1	0.5	-1.0	-0.5
Other crude vegetable oils, including linseed, peanut, sunflower, safflower, etc.....	02	7A01061	-3.9	-0.7	-1.6	1.7	-0.4	0.0
Other vegetable oil mill products, including all oil seed cake and meal.....	02	7A01063	0.4	1.5	2.1	-0.5	-1.3	-0.9
Corn oil, crude and refined.....	02	7B	-	-6.6	-7.6	-2.8	-11.6	-
Corn oil, made by wet milling.....	02	7B01	-	-6.6	-7.6	-2.8	-11.6	-
Corn oil, made by wet milling.....	02	7B0101	-	-6.6	-7.6	-2.8	-11.6	-
Miscellaneous processed foods.....	02	8	3.5	-2.4	1.3	0.5	-1.1	-1.1
Canned jams, jellies, and preserves.....	02	81	2.1	0.1	0.1	-0.1	0.0	0.2
Canned jams, jellies, and preserves.....	02	8101	2.1	0.1	0.1	-0.1	0.0	0.2
Canned jams, jellies, and preserves.....	02	810102	2.1	0.1	0.1	-0.1	0.0	0.2
Pickles and other pickled products, including horseradish.....	02	82	3.7	0.2	0.0	0.0	0.0	-0.9
Pickles and other pickled products.....	02	8201	3.7	0.2	0.0	0.0	0.0	-0.9
Pickles and other pickled products, including horseradish.....	02	820106	3.7	0.2	0.0	0.0	0.0	-0.9
Specialty canning.....	02	84	5.5	-0.3	1.1	1.1	0.0	0.0
Specialty canning.....	02	8401	5.5	-0.3	1.1	1.1	0.0	0.0
Canned dry beans.....	02	840102	16.0	-0.1	9.3	-0.2	0.1	0.0
Canned soups and stews, excluding frozen and seafood.....	02	840104	1.3	0.2	0.1	0.0	0.0	0.0
Canned baby foods and other canned specialties/nationality foods.....	02	840105	12.5	-1.6	0.0	4.8	0.0	0.0
Frozen specialty food.....	02	85	8.1	0.0	1.0	0.2	0.8	0.0
Frozen specialty food.....	02	8501	8.1	0.0	1.0	0.2	0.8	0.0
Frozen cakes, pies, and other pastries.....	02	850109	8.2	-0.2	3.0	0.3	0.0	0.0
Frozen dinners (beef, pork, and poultry pies) and nationality foods, incl. frozen pizza.....	02	850111	8.7	0.1	-0.1	0.3	1.3	-0.1
Other frozen specialties, incl. all whipped topping, waffles, soups, etc., excluding seafood.....	02	850113	5.8	0.2	2.5	0.0	0.0	0.0
Prepared sauces, except tomato.....	02	86	10.7	1.8	0.0	2.3	0.0	-0.6
Prepared sauces, excluding tomato-based sauces and sauces comprised of 20 percent or more meat.....	02	8601	10.7	1.8	0.0	2.3	0.0	-0.6
Prepared sauces, excluding tomato-based sauces and sauces comprised of 20 percent or more meat.....	02	860103	10.7	1.8	0.0	2.3	0.0	-0.6
Other miscellaneous processed foods.....	02	89	7.9	-1.4	0.9	0.1	2.1	-0.3
Other miscellaneous processed foods.....	02	8901	7.9	-1.4	0.9	0.1	2.1	-0.3
Mayonnaise, salad dressings, and sandwich spreads.....	02	890102	6.7	-0.1	1.5	0.0	-0.3	-0.4
Dry mix food preparations.....	02	890148	5.0	1.7	0.0	0.0	0.0	0.0
Perishable non-frozen prepared food, including tortillas.....	02	890149	9.0	-6.7	-1.5	0.0	3.3	-0.7
Perishable prepared foods.....	02	8901492	7.8	-8.3	-2.1	0.0	4.1	-0.8
Flavoring extracts, emulsions, liquid flavors, and food colorings.....	02	890151	2.0	1.8	0.0	0.1	0.0	0.0

See footnotes at end of table.

Table 7. Producer price index percentage changes for commodity and service groupings and individual items, not seasonally adjusted — Continued
[June 2023]

Title	Commodity code		Unadjusted 12-month percent change ¹	Unadjusted 1-month percent change ¹				
	Group code	Item code		June 2022 to June 2023 ^P	Jan. to Feb.	Feb. to Mar. ^P	Mar. to Apr. ^P	Apr. to May ^P
Other flavoring agents, except chocolate syrup.....	02	890154	16.6	-3.3	4.8	0.0	0.0	0.0
Soft drink flavoring syrup, sold in bulk.....	02	89015411	7.7	0.0	0.0	0.0	0.0	0.0
Other flavoring agents (except chocolate syrups).....	02	89015412	6.0	0.1	-0.1	0.0	0.0	0.0
Table salt (evaporated), pepper (white and black), and other spices.....	02	890156	1.7	-0.1	0.1	0.0	0.0	0.3
Pepper and other spices in commercial sizes (1 lb or more).....	02	8901566	4.0	-0.2	0.0	0.0	0.0	1.1
Peanut butter.....	02	890158	3.7	0.8	0.5	0.1	0.2	3.8
Ice.....	02	890161	20.5	1.8	1.0	0.1	2.4	0.0
Dairy product substitutes.....	02	890162	8.9	0.0	0.0	0.0	0.0	2.6
Dry, condensed, and evaporated dairy product substitutes.....	02	8901621	—	-0.1	0.0	0.0	0.0	5.7
Liquid dairy product substitutes.....	02	8901622	8.8	0.0	0.0	0.0	0.0	0.0
Chips (potato, corn, etc.).....	02	890172	12.1	1.4	2.2	0.0	4.5	0.0
Potato chips and sticks, plain and flavored.....	02	8901721	14.4	1.8	0.3	0.0	6.9	-0.3
Corn chips and related products.....	02	8901722	8.9	0.0	4.8	0.0	0.0	0.0
Other chips, sticks (hard pretzels, bacon rinds, popcorn (except candied), etc.).....	02	8901723	12.7	2.5	1.7	0.0	7.0	0.3
Vinegar and cider.....	02	890174	4.7	0.4	0.0	4.1	0.0	0.0
Other food preparations.....	02	890175	—	0.8	-1.6	0.1	0.2	-4.9
Prepared animal feeds.....	02	9	-3.2	-0.5	0.9	-1.2	-1.4	-1.2
Soybean cake, meal, and other byproducts.....	02	92	-0.4	2.3	-0.5	-2.4	-1.2	-2.5
Soybean cake, meal, and byproducts.....	02	9201	-0.4	2.3	-0.5	-2.4	-1.2	-2.5
Soybean cake, meal, and byproducts.....	02	920112	-0.4	2.3	-0.5	-2.4	-1.2	-2.5
Soybean cake and meal.....	02	9201121	-0.4	3.4	0.4	-2.6	-1.2	-1.8
Other soybean products, including isolates and concentrates.....	02	9201122	7.6	-4.5	-6.7	-1.5	-1.0	-8.2
Formula feeds.....	02	93	-6.5	0.5	-0.8	-1.1	-1.8	-2.1
Formula feeds.....	02	9301	-6.5	0.5	-0.8	-1.1	-1.8	-2.1
Chicken and turkey feed, supplements, concentrates, and premixes.....	02	930102	-5.8	1.7	0.0	-0.6	-2.1	-2.7
Dairy cattle feed, supplements, concentrates, and premixes.....	02	930110	-6.7	-1.4	-3.0	-2.0	-3.5	-4.3
Swine feed, supplements, concentrates, and premixes.....	02	930115	-16.4	0.5	0.2	-0.5	-0.5	0.1
Beef cattle feed, supplements, concentrates, and premixes.....	02	930117	-4.9	0.5	-1.4	-1.7	-1.1	-1.4
Poultry, exc. chicken and turkey, and livestock, exc. cattle and swine, feed.....	02	930118	0.0	-0.2	-0.3	-1.0	-0.3	0.0
Miscellaneous feedstuffs.....	02	94	-1.8	-1.9	2.3	-1.0	-1.2	-0.3
Pet food.....	02	9402	9.2	0.1	5.7	0.0	0.0	0.0
Dog and cat food.....	02	940202	9.7	0.0	6.3	0.0	0.0	0.0
Dog food.....	02	9402021	8.3	0.1	5.0	0.0	0.0	0.0
Canned dog food.....	02	94020211	15.8	0.1	14.2	0.0	0.0	0.0
Dry and semi moist dog food.....	02	94020214	7.0	0.0	3.1	0.0	0.0	0.0
Cat food.....	02	9402022	13.3	0.0	9.4	0.0	0.0	0.0
Canned cat food.....	02	94020224	6.5	0.0	5.6	0.0	0.0	0.0
Dry and semi moist cat food.....	02	94020225	19.4	0.0	10.4	0.0	0.0	0.0
Pet (excluding dog and cat), laboratory, and fur animal feed.....	02	940203	1.9	0.7	-1.7	-0.1	-0.2	-0.5
Miscellaneous feedstuffs other than pet food.....	02	9403	-13.2	-3.7	-1.1	-2.0	-2.5	-0.7
Meat meal and meat and bone meal.....	02	940301	-2.1	-1.5	2.4	6.7	-1.0	-1.4
Wet process corn byproducts.....	02	940317	-6.3	3.6	4.1	-0.3	-5.9	-2.1
Other animal feeds, including fertilizer byproducts and feather.....	02	940325	-4.9	2.5	1.1	0.2	-1.5	-1.2
Animal and marine feed and fertilizer byproducts, except meat and bone meal.....	02	9403252	-1.1	5.2	5.6	-0.3	-0.3	-2.0
Other prepared animal feeds, including feeding materials and adjuncts.....	02	9403253	-7.1	0.7	-1.9	0.6	-2.3	-0.7
Miscellaneous byproducts of slaughtering plants.....	02	940333	-19.9	-8.8	-4.6	-5.5	-2.4	0.5
Distillers' dried grains (dark and light) and dried solubles.....	02	940334	—	-1.8	0.3	-0.4	-0.3	-1.3
Textile products and apparel.....	03	—	-0.4	-0.3	-0.2	-0.1	-0.3	-0.1
Synthetic fibers.....	03	1	2.5	-0.9	-0.3	0.0	-1.2	-0.8
Unprocessed filament yarns.....	03	15	2.5	-0.9	-0.3	0.0	-1.2	-0.8
Noncellulosic and cellulosic organic fibers.....	03	1504	2.5	-0.9	-0.3	0.0	-1.2	-0.8
Noncellulosic fibers.....	03	150401	2.4	-1.0	0.0	-0.4	-1.5	-0.7
Noncellulosic organic fibers.....	03	1504014	-1.5	-1.3	0.0	-0.6	-1.9	-0.9
Polyester manufactured fibers.....	03	15040147	-4.1	-4.1	-1.0	-0.8	-1.2	-1.5
Other noncellulosic organic fibers, incl. polyamide, polyolefin, and producer-textured.....	03	15040149	0.4	0.2	0.5	-0.4	-2.2	-0.6
Processed yarns and threads.....	03	2	-13.7	-0.2	-0.2	-1.0	-1.0	0.3
Yarns.....	03	26	-14.0	-0.2	-0.2	-1.0	-1.0	0.3
Spun cotton yarns.....	03	2601	-19.1	-1.3	-0.2	0.0	-0.2	0.5
Spun cotton yarns.....	03	260115	-19.1	-1.3	-0.2	0.0	-0.2	0.5

See footnotes at end of table.

Table 7. Producer price index percentage changes for commodity and service groupings and individual items, not seasonally adjusted — Continued
[June 2023]

Title	Commodity code		Unadjusted 12-month percent change ¹	Unadjusted 1-month percent change ¹				
	Group code	Item code		June 2022 to June 2023 ^P	Jan. to Feb.	Feb. to Mar. ^P	Mar. to Apr. ^P	Apr. to May ^P
Spun synthetic yarns.....	03	2603	-24.8	-0.5	0.9	0.0	0.0	0.2
Spun synthetic yarns.....	03	260304	-24.8	-0.5	0.9	0.0	0.0	0.2
Textured and twisted yarns.....	03	2604	-5.8	0.8	-0.5	-2.1	-1.7	0.5
Textured and twisted yarns.....	03	260405	-5.8	0.8	-0.5	-2.1	-1.7	0.5
Other spun noncellulosic and natural fiber (excluding cotton and wool) yarns.....	03	2607	-13.7	-1.1	0.0	0.5	-1.3	-1.2
Other spun noncellulosic and natural fiber (excluding cotton and wool) yarns.....	03	260701	-13.7	-1.1	0.0	0.5	-1.3	-1.2
Greige fabrics.....	03	3	0.4	-1.2	0.9	0.6	-0.3	0.1
Greige broadwoven fabrics.....	03	37	3.9	-0.5	1.3	1.3	0.1	0.1
Greige manmade, silk, and other natural fiber (exc cotton/wool) broadwoven fabrics.....	03	3703	1.0	-0.3	0.3	0.0	-0.2	0.0
Greige manmade, silk, and other natural fiber (exc cotton/wool) broadwoven fabrics.....	03	370304	1.0	-0.3	0.3	0.0	-0.2	0.0
Greige knit fabrics.....	03	38	1.8	-0.2	0.1	0.0	-0.7	0.2
Weft (circular) knit fabrics, greige goods (excluding hosiery).....	03	3803	1.4	0.0	0.0	0.0	-0.9	-0.3
Weft (circular) knit fabrics, greige goods (excluding hosiery).....	03	380301	1.4	0.0	0.0	0.0	-0.9	-0.3
Warp knit fabrics, greige goods (excluding hosiery).....	03	3804	1.9	-0.3	0.2	0.0	-0.6	0.6
Warp knit fabrics, greige goods (excluding hosiery).....	03	380401	1.9	-0.3	0.2	0.0	-0.6	0.6
Tire cord and tire fabric.....	03	39	-9.1	-3.7	0.0	-1.3	-1.3	0.0
Tire cord and tire fabrics.....	03	3901	-9.1	-3.7	0.0	-1.3	-1.3	0.0
Tire cord and tire fabrics.....	03	390101	-9.1	-3.7	0.0	-1.3	-1.3	0.0
Finished fabrics.....	03	4	0.5	0.3	0.0	-0.1	-0.2	-0.1
Finished broadwoven fabrics.....	03	42	-6.5	0.5	0.3	0.1	-1.4	-1.2
Finished cotton broadwoven fabrics.....	03	4201	11.1	1.6	0.2	-1.3	-0.3	-0.4
Finished cotton broadwoven fabrics.....	03	420104	11.1	1.6	0.2	-1.3	-0.3	-0.4
Finished manmade, silk, and other natural fiber (exc. cotton and wool) broadwoven fabrics.....	03	4203	-13.0	-0.1	0.4	1.0	-2.0	-1.8
Finished manmade, silk, and other natural fiber (exc. cotton and wool) broadwoven fabrics.....	03	420306	-13.0	-0.1	0.4	1.0	-2.0	-1.8
Finished manmade, silk, & natural fiber (exc cotton/wool) broadwoven, finished in weaving mills.....	03	4203061	2.7	-0.1	0.1	0.0	0.2	0.0
Finished manmade fiber, silk and other natural fiber broadwoven fabrics, finishing mill.....	03	4203062	-20.4	0.0	0.6	1.5	-3.2	-2.8
Woven and braided narrow fabrics.....	03	44	6.0	-0.1	0.1	-0.8	0.0	0.0
Woven and braided narrow fabrics.....	03	4402	6.0	-0.1	0.1	-0.8	0.0	0.0
Woven narrow fabrics (12 inches or less in width).....	03	440204	4.7	0.0	0.2	-0.9	0.0	0.0
Braided narrow fabrics (12 inches or less in width).....	03	440205	7.1	-0.7	-0.2	0.0	0.0	0.0
Nonwoven fabrics and felts.....	03	45	-1.3	0.2	-0.4	-0.3	-0.2	-0.2
Nonwoven fabrics and felts.....	03	4503	-1.3	0.2	-0.4	-0.3	-0.2	-0.2
Nonwoven fabrics.....	03	450321	-1.2	0.1	-0.6	-0.1	-0.1	0.0
Pressed, punched, or needled felts, excluding hats.....	03	450333	-2.1	1.2	2.7	-2.7	-1.9	-3.4
Coated fabrics, not rubberized.....	03	46	5.2	0.9	0.5	-0.3	-0.1	0.8
Coated fabrics, not rubberized.....	03	4601	5.2	0.9	0.5	-0.3	-0.1	0.8
Vinyl coated fabrics, including expanded vinyl coated.....	03	460102	0.5	-0.3	0.0	0.0	-0.4	0.1
Coated or laminated fabrics and coated yarns, incl. impregnated fabrics.....	03	460103	7.0	1.3	0.7	-0.4	-0.1	1.1
Screen printed textile materials, embroideries, and lace goods.....	03	47	2.8	0.0	0.0	0.1	0.2	0.0
Screen printed textile and apparel materials and embroideries.....	03	4701	2.8	0.0	0.0	0.1	0.2	0.0
Embroideries (excluding Schiffli machine products) and embroidery contractors.....	03	470103	2.8	0.3	0.0	0.1	0.0	0.0
Screen printing on garments, apparel accessories, and other fabric articles, excluding labels.....	03	470108	2.8	0.0	0.0	0.1	0.2	0.0
Knit fabrics, finished in knitting mills.....	03	48	8.8	0.1	0.4	0.1	0.0	0.0
Weft (circular) knit fabrics, knit and finished in the same establishment (excluding hosiery).....	03	4801	6.0	-0.1	0.0	0.7	-0.6	0.0
Weft (circular) knit fabrics, knit and finished in the same establishment (excluding hosiery).....	03	480101	6.0	-0.1	0.0	0.7	-0.6	0.0
Warp knit goods, knit and finished in the same establishment.....	03	4802	12.1	0.2	0.8	-0.5	0.6	-0.1
Warp knit goods, knit and finished in the same establishment.....	03	480201	12.1	0.2	0.8	-0.5	0.6	-0.1
Warp knit fabrics, knit and finished in same establishment.....	03	4802011	11.8	0.2	0.8	-0.6	0.7	-0.1
Apparel & other fabricated textile prods.....	03	8	3.5	-0.1	0.1	0.0	0.2	0.2
Apparel.....	03	81	1.9	-0.6	0.0	0.0	0.6	0.2
Miscellaneous apparel and accessories.....	03	8104	3.2	0.1	0.0	0.1	0.1	0.1

See footnotes at end of table.

Table 7. Producer price index percentage changes for commodity and service groupings and individual items, not seasonally adjusted — Continued
[June 2023]

Title	Commodity code		Unadjusted 12-month percent change ¹	Unadjusted 1-month percent change ¹				
	Group code	Item code		June 2022 to June 2023 ^P	Jan. to Feb.	Feb. to Mar. ^P	Mar. to Apr. ^P	Apr. to May ^P
Men's and boys' fabric, straw, and felt hats, made from purchased materials.....	03	810414	0.0	0.0	0.0	0.0	0.0	0.0
Hat bodies and fabric caps, made from purchased materials.....	03	810416	6.0	0.0	0.0	0.0	1.5	0.0
Gloves and mittens, made from purchased materials.....	03	810424	7.6	0.0	0.0	0.7	0.0	1.2
Leather and sheep-lined apparel, made from purchased materials.....	03	810428	4.2	0.0	0.2	0.4	0.0	0.0
Apparel and accessories, n.e.c.....	03	810441	3.1	0.1	0.0	0.0	0.0	0.0
All other cut and sew apparel, made from purchased materials.....	03	81044118	—	—	—	—	—	—
Fabricated apparel accessories.....	03	8104412	2.9	0.0	0.0	0.0	0.0	0.0
All other apparel accessories, made from purchased materials.....	03	81044125	3.1	0.0	0.0	0.0	0.0	0.0
Women's, girls', and infants' cut and sew apparel.....	03	8106	-1.0	-1.6	0.0	0.0	0.2	0.4
Women's and girls' blouses and shirts, made from purchased fabrics.....	03	810603	—	0.0	0.0	0.0	0.0	0.0
Women's and girls' dresses, made from purchased fabrics.....	03	810611	-4.2	-4.2	0.0	0.0	0.1	0.0
Women's and girls' lingerie and nightwear, made from purchased fabrics.....	03	810647	—	0.0	0.0	0.0	1.1	0.0
Women's and girls' other outerwear, made from purchased fabrics.....	03	810661	—	0.1	0.0	0.0	0.6	0.2
Men's and boys' cut and sew apparel.....	03	8107	5.6	-0.2	0.1	0.0	2.3	0.0
Men's and boys' pants, except work pants, made from purchased fabrics.....	03	810703	—	0.0	0.0	0.0	0.0	—
Men's and boys' work clothing, made from purchased fabrics.....	03	810713	—	0.7	0.0	0.0	2.2	0.0
Men's and boys' shirts, except work shirts, made from purchased fabrics.....	03	810723	—	0.0	0.0	0.0	0.0	0.0
Men's and boys' suits, coats, and overcoats, made from purchased fabrics.....	03	810735	11.5	-0.9	0.3	0.0	4.9	0.0
Men's and boys' other outerwear, made from purchased fabrics.....	03	810744	—	0.2	0.0	-0.1	0.0	0.0
Men's and boys' nightwear, robes, and underwear, made from purchased fabrics.....	03	810761	0.0	0.0	0.0	0.0	0.0	0.0
Apparel made in knitting mills.....	03	8108	2.3	0.0	0.0	0.0	0.0	0.0
Knit outerwear, underwear, and nightwear, made in knitting mills.....	03	810808	—	0.0	0.0	0.0	0.0	—
Hosiery and socks.....	03	810831	1.7	0.0	0.0	0.0	0.0	0.0
Textile house furnishings.....	03	82	2.7	0.0	0.2	-0.1	0.0	0.1
Textile house furnishings.....	03	8203	2.7	0.0	0.2	-0.1	0.0	0.1
Curtains and draperies, made from purchased materials.....	03	820304	6.1	0.0	0.0	0.0	0.0	0.0
Other textiles, including towels and bed textiles.....	03	820312	1.7	0.0	0.2	-0.1	0.0	0.1
Fabricated textile products, made in weaving mills.....	03	8203121	-5.3	0.0	-0.7	-2.9	-0.4	0.8
Other household textile products.....	03	8203122	2.2	-0.1	0.3	0.2	0.0	0.0
Bedspreads, made from purchased materials.....	03	82031221	0.0	0.0	0.0	0.0	0.0	0.0
Sheets and pillowcases, made from purchased materials.....	03	82031223	0.0	0.0	0.0	0.0	0.0	0.0
Other household furnishings, made from purchased materials.....	03	82031226	2.7	-0.1	0.4	0.2	0.0	0.0
Industrial and other fabricated products.....	03	83	5.2	0.3	0.2	0.0	0.0	0.2
Industrial and other fabricated products.....	03	8303	5.2	0.3	0.2	0.0	0.0	0.2
Rope, cordage, and twine.....	03	830321	4.2	0.8	-0.1	0.1	0.1	-0.2
All other textile bags.....	03	830334	10.2	0.0	0.0	0.0	-0.7	5.5
Canvas and related products.....	03	830345	1.6	0.0	0.0	0.1	0.0	0.0
All other fabricated textile products, excluding trimming and findings.....	03	830351	8.0	0.7	0.1	0.0	0.0	0.0
All other miscellaneous fabricated textile products.....	03	8303516	11.3	1.0	0.1	0.0	0.0	0.0
Trimming and findings, excluding automobile and apparel.....	03	830361	8.9	0.0	7.9	0.0	0.0	0.0
Miscellaneous textile products/services.....	03	9	-2.3	-2.4	-3.6	0.1	0.0	-0.1
Miscellaneous textile products/services.....	03	94	-2.3	-2.4	-3.6	0.1	0.0	-0.1
Miscellaneous textile products/services.....	03	9401	-2.3	-2.4	-3.6	0.1	0.0	-0.1
Textile and fabric finishing, except broadwoven.....	03	940103	-1.0	-5.9	0.3	0.3	0.0	-0.2
Hides, skins, leather, and related products.....	04	—	2.8	0.1	0.3	0.1	0.1	-0.6
Hides and skins, incl. cattle.....	04	1	-6.1	-0.1	1.3	-0.5	0.8	-4.0
Hides and skins, incl. cattle.....	04	19	-6.1	-0.1	1.3	-0.5	0.8	-4.0
Hides, skins, and pelts, made in slaughtering plants.....	04	1901	-6.1	-0.1	1.3	-0.5	0.8	-4.0
Hides, skins, and pelts, made in slaughtering plants.....	04	190108	-6.1	-0.1	1.3	-0.5	0.8	-4.0
Leather.....	04	2	1.9	-0.7	0.8	0.0	-0.3	-0.5
Finished and unfinished leather.....	04	27	1.9	-0.7	0.8	0.0	-0.3	-0.5
Finished and unfinished leather.....	04	2701	1.9	-0.7	0.8	0.0	-0.3	-0.5
Finished and unfinished leather.....	04	270102	1.9	-0.7	0.8	0.0	-0.3	-0.5
Footwear.....	04	3	8.5	0.8	-0.2	0.6	0.0	0.0
Men's nonathletic footwear.....	04	31	11.9	1.2	-0.4	0.7	0.0	0.0
Men's footwear (size 6 and larger), excluding athletic.....	04	3105	11.9	1.2	-0.4	0.7	0.0	0.0
Men's footwear (size 6 and larger), excluding athletic.....	04	310501	11.9	1.2	-0.4	0.7	0.0	0.0

See footnotes at end of table.

Table 7. Producer price index percentage changes for commodity and service groupings and individual items, not seasonally adjusted — Continued
[June 2023]

Title	Commodity code		Unadjusted 12-month percent change ¹	Unadjusted 1-month percent change ¹				
	Group code	Item code		June 2022 to June 2023 ^P	Jan. to Feb.	Feb. to Mar. ^P	Mar. to Apr. ^P	Apr. to May ^P
Women's nonathletic footwear.....	04	32	2.7	0.0	0.0	0.5	0.0	0.0
Women's footwear (size 4 and larger), excluding athletic.....	04	3205	2.7	0.0	0.0	0.5	0.0	0.0
Women's footwear (size 4 and larger), excluding athletic.....	04	320501	2.7	0.0	0.0	0.5	0.0	0.0
Other footwear including slippers.....	04	39	—	0.0	0.0	0.0	0.0	0.0
Other footwear, excluding rubber and plastic soled footwear.....	04	3901	—	0.0	0.0	0.0	0.0	0.0
Other footwear, excluding rubber and plastic soled footwear.....	04	390104	—	0.0	0.0	0.0	0.0	0.0
Other leather and related products.....	04	4	3.2	0.0	0.0	0.0	0.0	0.5
Luggage and small leather goods.....	04	41	2.5	0.0	0.1	0.0	0.0	0.9
Luggage and small leather goods.....	04	4101	2.5	0.0	0.1	0.0	0.0	0.9
Luggage (including suitcases, travel bags, backpacks, and other types).....	04	410112	4.4	0.0	0.0	0.0	0.0	1.8
Women's and children's handbags and purses.....	04	410128	0.5	0.1	0.1	0.0	0.0	0.1
Personal leather goods (excluding women's handbags and purses).....	04	410132	1.6	0.0	0.3	0.4	0.3	0.0
Leather and leather-like goods, n.e.c.....	04	45	4.0	0.0	0.0	0.0	0.0	0.0
Leather and leather-like goods, n.e.c.....	04	4501	4.0	0.0	0.0	0.0	0.0	0.0
All other leather goods.....	04	450101	4.4	0.0	0.0	0.0	0.0	0.0
Boot and shoe cut stock and findings.....	04	4501011	6.4	0.0	0.1	0.0	0.0	3.4
All other miscellaneous leather goods.....	04	4501014	4.1	0.0	0.0	0.0	0.0	-0.4
Leather belts, made from purchased materials.....	04	450111	0.0	0.0	0.0	0.0	0.0	0.0
Fuels and related products and power.....	05	—	-30.9	-2.5	-3.4	-0.9	-4.4	0.6
Coal.....	05	1	0.4	0.8	-4.0	4.2	1.6	1.3
Coal.....	05	13	0.4	0.8	-4.0	4.2	1.6	1.3
Coal.....	05	1301	0.4	0.8	-4.0	4.2	1.6	1.3
Unprepared bituminous coal and lignite (utility sold).....	05	130101	5.9	-0.9	-0.6	-1.4	3.0	-2.5
Unprepared bituminous coal and lignite from surface mine (utility sold).....	05	1301011	0.2	-3.2	-3.2	0.6	0.6	-1.6
Unprepared bituminous coal and lignite from underground mine (utility sold).....	05	1301012	—	2.3	2.9	-3.8	6.0	-3.7
Prepared bituminous coal and lignite (utility sold).....	05	130102	2.2	1.5	-5.2	6.1	1.9	2.9
Prepared bituminous coal & lignite, from surface mine (utility sold).....	05	1301021	11.5	12.1	-11.7	6.3	1.9	1.5
Prepared bituminous coal & lignite, from underground mine (utility sold).....	05	1301022	-4.4	-3.5	-1.7	6.1	1.9	3.6
Coal exports.....	05	130103	—	-0.2	-3.0	-0.4	0.0	0.6
Coal non-utility sold (including anthracite).....	05	130104	17.3	-0.9	0.8	3.3	-1.1	-6.0
Gas fuels.....	05	3	-72.9	-29.0	-20.6	-12.0	-5.2	-6.3
Natural gas.....	05	31	-76.8	-38.7	-25.5	-13.4	1.6	-5.3
Natural gas.....	05	3101	-76.8	-38.7	-25.5	-13.4	1.6	-5.3
Natural gas.....	05	310105	-76.8	-38.7	-25.5	-13.4	1.6	-5.3
Natural gas from the wellhead.....	05	3101051	-76.7	-34.0	-24.2	-11.9	3.1	-6.2
Natural gas from processing facilities.....	05	3101052	-77.0	-55.2	-32.1	-22.0	-8.2	1.5
Liquefied petroleum gas.....	05	32	-65.3	1.4	-11.4	-9.9	-15.7	-8.1
Liquefied petroleum gas.....	05	3201	-65.3	1.4	-11.4	-9.9	-15.7	-8.1
Isopentane and natural gasoline.....	05	320102	-39.7	-5.2	-5.8	2.8	-9.3	-8.3
Propane.....	05	320104	-64.6	-2.2	-3.8	-13.1	-22.2	-15.5
Butane.....	05	320105	-68.9	13.9	-27.0	-15.3	-25.5	-23.3
Plant condensate, ethane, gas mixtures, and other natural gas liquids.....	05	320108	-69.5	1.4	-10.9	-11.3	-13.8	-3.4
Electric power.....	05	4	7.8	-0.3	-1.0	-1.6	1.4	6.4
Residential electric power.....	05	41	7.7	0.5	-0.7	-0.8	0.9	4.4
Residential electric power.....	05	4121	7.7	0.5	-0.7	-0.8	0.9	4.4
Residential electric power.....	05	412101	7.7	0.5	-0.7	-0.8	0.9	4.4
Residential electric power, New England.....	05	4121011	25.9	0.0	0.0	-3.0	0.0	0.0
Residential electric power, Middle Atlantic.....	05	4121012	1.5	0.2	-3.6	-1.2	0.0	0.7
Residential electric power, East North Central.....	05	4121013	11.9	0.0	3.8	-0.1	-0.2	7.1
Residential electric power, West North Central.....	05	4121014	-0.6	-0.3	0.1	0.5	0.1	11.1
Residential electric power, South Atlantic.....	05	4121015	11.3	0.9	-0.8	-0.1	0.4	6.9
Residential electric power, East South Central.....	05	4121016	7.8	2.9	-3.4	-2.6	1.7	4.0
Residential electric power, West South Central.....	05	4121017	-3.1	1.1	-3.8	-2.3	3.6	1.4
Residential electric power, Mountain.....	05	4121018	6.5	-0.2	1.1	0.6	3.5	2.0
Residential electric power, Pacific.....	05	4121019	11.6	0.0	1.2	-0.1	0.0	4.7
Commercial electric power.....	05	42	7.1	-0.1	-0.9	-1.9	1.3	8.3
Commercial electric power.....	05	4221	7.1	-0.1	-0.9	-1.9	1.3	8.3
Commercial electric power.....	05	422101	7.1	-0.1	-0.9	-1.9	1.3	8.3

See footnotes at end of table.

Table 7. Producer price index percentage changes for commodity and service groupings and individual items, not seasonally adjusted — Continued
[June 2023]

Title	Commodity code		Unadjusted 12-month percent change ¹	Unadjusted 1-month percent change ¹				
	Group code	Item code		June 2022 to June 2023 ^P	Jan. to Feb.	Feb. to Mar. ^P	Mar. to Apr. ^P	Apr. to May ^P
Commercial electric power, New England.....	05	4221011	17.9	0.0	0.0	-1.7	-0.2	0.0
Commercial electric power, Middle Atlantic.....	05	4221012	-7.2	-1.6	-7.0	-5.8	-5.3	8.0
Commercial electric power, East North Central.....	05	4221013	12.6	-2.1	2.6	-0.4	-0.1	11.9
Commercial electric power, West North Central.....	05	4221014	-0.2	-1.0	-0.3	1.0	-2.1	8.7
Commercial electric power, South Atlantic.....	05	4221015	10.5	0.4	0.1	-1.4	0.1	3.3
Commercial electric power, East South Central.....	05	4221016	6.1	2.6	-2.1	-4.2	-0.8	5.3
Commercial electric power, West South Central.....	05	4221017	-1.1	2.3	-4.4	-3.2	1.9	9.4
Commercial electric power, Mountain.....	05	4221018	10.0	-0.4	1.8	1.3	2.5	1.6
Commercial electric power, Pacific.....	05	4221019	14.4	-0.1	2.1	-0.6	10.0	15.7
Industrial electric power.....	05	43	9.5	-2.9	-1.8	-3.0	2.8	7.4
Industrial electric power.....	05	4321	9.5	-2.9	-1.8	-3.0	2.8	7.4
Industrial electric power.....	05	432101	9.5	-2.9	-1.8	-3.0	2.8	7.4
Industrial electric power, New England.....	05	4321011	15.6	-1.7	-12.2	-23.2	-0.5	0.9
Industrial electric power, Middle Atlantic.....	05	4321012	-13.8	-3.5	-4.8	-7.6	0.0	-1.8
Industrial electric power, East North Central.....	05	4321013	38.8	-2.3	18.6	0.5	-0.2	22.9
Industrial electric power, West North Central.....	05	4321014	2.5	-5.2	1.8	-2.7	4.4	10.1
Industrial electric power, South Atlantic.....	05	4321015	8.7	0.5	-0.5	-1.2	0.4	2.7
Industrial electric power, East South Central.....	05	4321016	2.6	8.4	-6.8	-3.6	-3.7	5.0
Industrial electric power, West South Central.....	05	4321017	5.8	1.3	-3.4	-2.8	1.2	6.2
Industrial electric power, Mountain.....	05	4321018	-20.1	-20.5	-22.6	-1.2	8.9	-15.2
Industrial electric power, Pacific.....	05	4321019	9.1	-0.1	0.7	-0.9	11.4	13.0
Transportation electric power.....	05	46	10.7	0.0	-0.1	-0.1	0.0	8.2
Transportation electric power.....	05	4621	10.7	0.0	-0.1	-0.1	0.0	8.2
Transportation electric power.....	05	462111	10.7	0.0	-0.1	-0.1	0.0	8.2
Utility natural gas.....	05	5	-24.8	-7.7	-7.6	-6.4	-4.2	-0.6
Residential natural gas.....	05	51	-13.1	-9.4	-7.7	-4.7	-2.5	-0.3
Residential natural gas.....	05	5121	-13.1	-9.4	-7.7	-4.7	-2.5	-0.3
Residential natural gas.....	05	512101	-13.1	-9.4	-7.7	-4.7	-2.5	-0.3
Residential natural gas, New England.....	05	5121011	-7.9	-1.7	-1.6	-0.4	-18.1	1.9
Residential natural gas, Middle Atlantic.....	05	5121012	-0.7	-0.4	-6.1	-0.7	-0.5	-1.2
Residential natural gas, East North Central.....	05	5121013	-26.9	-4.3	-5.3	-12.0	-2.7	0.5
Residential natural gas, West North Central.....	05	5121014	-22.0	-5.8	-8.4	-2.9	-1.8	-5.0
Residential natural gas, South Atlantic.....	05	5121015	-12.9	-5.4	-9.8	-0.9	2.4	-0.5
Residential natural gas, East South Central.....	05	5121016	-25.1	-0.8	-8.4	-4.4	0.5	-0.4
Residential natural gas, West South Central.....	05	5121017	-16.8	-2.6	-9.5	-5.7	-5.9	1.0
Residential natural gas, Mountain.....	05	5121018	13.8	1.0	3.1	0.8	-3.8	-0.2
Residential natural gas, Pacific.....	05	5121019	-14.1	-32.3	-17.3	-8.7	-1.0	0.9
Commercial natural gas.....	05	52	-23.6	-12.6	-10.7	-8.3	-6.0	-1.1
Commercial natural gas.....	05	5221	-23.6	-12.6	-10.7	-8.3	-6.0	-1.1
Commercial natural gas.....	05	522101	-23.6	-12.6	-10.7	-8.3	-6.0	-1.1
Commercial natural gas, New England.....	05	5221011	-29.0	-5.4	-2.7	-0.9	-26.3	-7.8
Commercial natural gas, Middle Atlantic.....	05	5221012	-15.0	-1.0	-6.0	-3.9	-2.5	-3.2
Commercial natural gas, East North Central.....	05	5221013	-30.3	-4.6	-6.6	-16.5	-4.6	0.7
Commercial natural gas, West North Central.....	05	5221014	-30.9	-4.2	-13.1	-4.9	-5.8	-3.3
Commercial natural gas, South Atlantic.....	05	5221015	-26.2	-7.4	-15.3	-0.6	0.5	-1.0
Commercial natural gas, East South Central.....	05	5221016	-28.3	-1.2	-6.4	-2.1	-7.0	-1.6
Commercial natural gas, West South Central.....	05	5221017	-27.4	-3.4	-10.1	-12.3	-5.1	2.4
Commercial natural gas, Mountain.....	05	5221018	17.8	1.3	3.5	1.9	-5.6	0.0
Commercial natural gas, Pacific.....	05	5221019	-30.8	-40.3	-27.6	-21.4	-5.3	2.3
Industrial natural gas.....	05	53	-29.9	-8.4	-10.5	-9.2	-4.4	-0.4
Industrial natural gas.....	05	5321	-29.9	-8.4	-10.5	-9.2	-4.4	-0.4
Industrial natural gas.....	05	532101	-29.9	-8.4	-10.5	-9.2	-4.4	-0.4
Industrial natural gas, New England.....	05	5321011	-30.9	-5.0	-3.5	-0.8	-28.7	-7.7
Industrial natural gas, Middle Atlantic.....	05	5321012	-16.5	-2.3	-14.1	-6.8	-1.4	-2.0
Industrial natural gas, East North Central.....	05	5321013	-47.7	-10.4	-8.9	-27.2	-10.3	2.4
Industrial natural gas, West North Central.....	05	5321014	-16.7	-4.5	-10.4	-8.0	0.3	-1.9
Industrial natural gas, South Atlantic.....	05	5321015	-17.9	-8.3	-8.0	-3.9	0.0	-0.1
Industrial natural gas, East South Central.....	05	5321016	-30.8	-2.9	-16.1	-8.8	-1.5	-2.5
Industrial natural gas, West South Central.....	05	5321017	-47.9	-14.4	-9.6	-9.3	-4.2	1.6
Industrial natural gas, Mountain.....	05	5321018	27.2	2.4	4.9	0.9	3.4	0.1
Industrial natural gas, Pacific.....	05	5321019	13.2	-5.2	-15.2	1.6	-4.1	-2.5
Natural gas to electric power.....	05	54	-35.4	-2.9	-5.7	-7.3	-5.5	-0.8
Natural gas to electric power.....	05	5421	-35.4	-2.9	-5.7	-7.3	-5.5	-0.8

See footnotes at end of table.

Table 7. Producer price index percentage changes for commodity and service groupings and individual items, not seasonally adjusted — Continued
[June 2023]

Title	Commodity code		Unadjusted 12-month percent change ¹	Unadjusted 1-month percent change ¹				
	Group code	Item code		June 2022 to June 2023 ^P	Jan. to Feb.	Feb. to Mar. ^P	Mar. to Apr. ^P	Apr. to May ^P
Natural gas to electric power.....	05	542101	-35.4	-2.9	-5.7	-7.3	-5.5	-0.8
Crude petroleum (domestic production).....	05	6	-42.6	3.3	-7.1	11.2	-10.0	-5.9
Crude petroleum (domestic production).....	05	61	-42.6	3.3	-7.1	11.2	-10.0	-5.9
Crude petroleum (domestic production).....	05	6101	-42.6	3.3	-7.1	11.2	-10.0	-5.9
Crude petroleum (domestic production).....	05	610102	-42.6	3.3	-7.1	11.2	-10.0	-5.9
Petroleum products, refined.....	05	7	-39.8	0.3	-2.3	0.4	-6.7	-1.5
Gasoline.....	05	71	-36.4	5.2	1.0	7.4	-7.3	1.5
Unleaded premium gasoline.....	05	7103	-33.7	4.3	1.4	7.5	-4.8	1.4
Unleaded premium gasoline.....	05	710304	-33.7	4.3	1.4	7.5	-4.8	1.4
Unleaded regular gasoline.....	05	7104	-37.2	5.3	0.8	7.6	-7.9	1.3
Unleaded regular gasoline.....	05	710404	-37.2	5.3	0.8	7.6	-7.9	1.3
Unleaded mid-premium gasoline.....	05	7105	-35.5	6.9	-1.5	10.4	-8.5	3.8
Unleaded mid-premium gasoline.....	05	710504	-35.5	6.9	-1.5	10.4	-8.5	3.8
Kerosene and jet fuels.....	05	72	-43.9	-5.2	-6.3	-12.2	-11.6	1.4
Kerosene.....	05	7202	-46.5	-3.4	-9.8	-3.5	-10.9	-1.1
Kerosene.....	05	720201	-46.5	-3.4	-9.8	-3.5	-10.9	-1.1
Jet fuel.....	05	7203	-43.8	-5.3	-6.1	-12.7	-11.6	1.6
Jet fuel.....	05	720301	-43.8	-5.3	-6.1	-12.7	-11.6	1.6
Light fuel oils.....	05	73	-49.0	-3.5	-6.5	-4.9	-6.4	-6.5
Home heating oil and distillates.....	05	7302	-46.5	-10.4	-2.3	-7.9	-10.4	1.5
Home heating oil and distillates.....	05	730201	-46.5	-10.4	-2.3	-7.9	-10.4	1.5
No. 2 diesel fuel.....	05	7303	-49.2	-3.0	-6.7	-4.7	-6.2	-6.9
No. 2 diesel fuel.....	05	730302	-49.2	-3.0	-6.7	-4.7	-6.2	-6.9
Residual fuels (heavy fuel oils, incl. #5, #6, & other residual fuels).....	05	74	-42.1	-5.4	13.2	-1.0	11.2	-9.9
Residual fuels (heavy fuel oils, incl. #5, #6, & other residual fuels).....	05	7407	-42.1	-5.4	13.2	-1.0	11.2	-9.9
Residual fuels (heavy fuel oils, incl. #5, #6, & other residual fuels).....	05	740703	-42.1	-5.4	13.2	-1.0	11.2	-9.9
Finished lubricants.....	05	76	9.0	0.3	0.1	-0.9	0.1	1.3
Lubricating and similar oils.....	05	7604	6.0	-1.0	0.1	-1.1	0.1	-0.4
Lubricating and similar oils not from petroleum refineries.....	05	760401	6.0	-1.0	0.1	-1.1	0.1	-0.4
Lubricating oil base stocks.....	05	78	-34.7	3.3	-3.0	-2.0	-12.7	0.7
Lubricating oil base stocks.....	05	7801	-34.7	3.3	-3.0	-2.0	-12.7	0.7
Lubricating oil base stocks.....	05	780121	-34.7	3.3	-3.0	-2.0	-12.7	0.7
Asphalt and other petroleum and coal products, n.e.c.....	05	8	-36.9	-1.5	14.8	-22.6	-12.4	6.5
Asphalt and other petroleum and coal products, n.e.c.....	05	81	-36.9	-1.5	14.8	-22.6	-12.4	6.5
Asphalt.....	05	8102	-34.0	4.0	2.0	12.9	4.1	4.2
Asphalt.....	05	810212	-34.0	4.0	2.0	12.9	4.1	4.2
Other petroleum and coal products, including coke oven products, n.e.c.....	05	8103	-25.1	-2.4	17.0	-28.1	-16.5	7.1
Other petroleum and coal products, including coke oven products, n.e.c.....	05	810319	-25.1	-2.4	17.0	-28.1	-16.5	7.1
Other petroleum and coal products, made in coke oven establishments.....	05	8103191	-3.2	-1.0	-0.3	-0.2	-1.3	-1.1
Chemicals and allied products.....	06	-	-7.2	0.4	-0.8	0.2	-0.8	-0.9
Industrial chemicals.....	06	1	-17.3	0.3	-2.5	0.3	-1.9	-2.7
Basic inorganic chemicals.....	06	13	3.3	-0.2	-0.4	-1.6	-1.2	-1.2
Inorganic chemicals, other than alkalis and chlorine.....	06	1302	0.8	0.9	-0.5	-0.5	-0.6	-0.5
Aluminum compounds.....	06	130209	6.9	12.3	0.0	-0.2	-1.1	0.0
Inorganic acids, inc. hydrochloric, sulfuric acid, and other.....	06	13020T	-28.4	1.2	0.6	3.2	-1.7	-0.9
Sulfuric acid.....	06	13020T1	-37.7	1.3	-0.2	7.9	0.0	-0.2
Lime.....	06	130213	33.5	0.4	0.3	0.1	1.1	0.1
Potassium and sodium compounds, excluding bleaches, alkalis, and alum.....	06	130217	17.7	2.1	1.3	0.0	-5.2	0.0
Rock salt.....	06	130271	9.0	0.0	0.0	0.0	0.2	0.0
Other inorganic chemicals, nec.....	06	130283	3.6	0.8	-0.8	-0.7	0.1	-0.5
All other inorganic chemicals.....	06	1302833	2.6	1.5	-1.0	-0.2	0.1	-0.6
Alkalis and chlorine, including natural sodium carbonate and sulfate.....	06	1303	6.3	-2.6	-0.3	-4.0	-2.6	-3.0
Chlorine, sodium hydroxide, and other alkalis.....	06	130302	4.4	-2.9	-0.2	-4.8	-2.9	-3.3
Sodium hydroxide (caustic soda).....	06	1303024	-6.3	-4.3	-0.2	-6.7	-4.2	-5.5
Other alkalis.....	06	1303028	18.6	-0.1	-0.3	-1.1	-0.6	0.4
Basic organic chemicals.....	06	14	-20.5	0.4	-2.9	0.7	-2.1	-3.1
Primary basic organic chemicals.....	06	1401	-41.7	4.9	-9.4	1.3	-5.7	-8.6
Aromatics.....	06	140197	-43.6	13.0	3.9	-2.3	2.9	-17.6

See footnotes at end of table.

Table 7. Producer price index percentage changes for commodity and service groupings and individual items, not seasonally adjusted — Continued
[June 2023]

Title	Commodity code		Unadjusted 12-month percent change ¹	Unadjusted 1-month percent change ¹				
	Group code	Item code		June 2022 to June 2023 ^P	Jan. to Feb.	Feb. to Mar. ^P	Mar. to Apr. ^P	Apr. to May ^P
Liquid refinery gases.....	06	140198	-40.6	2.7	-13.7	2.7	-8.9	-5.1
Cyclic intermediate chemicals and dyes.....	06	1402	-0.9	0.9	0.0	-0.7	0.2	-0.4
Cyclic intermediate chemicals.....	06	140281	-0.7	0.8	0.1	-0.6	0.2	-0.4
Synthetic organic dyes.....	06	140282	-2.0	1.1	-0.7	-1.6	0.8	0.0
Other basic organics.....	06	1403	-7.2	-2.0	0.4	0.5	-0.5	-0.6
Ethanol (ethyl alcohol).....	06	140341	-12.2	-1.7	-1.3	6.0	1.9	0.6
Other basic organics, n.e.c.....	06	140399	-5.8	-2.0	1.0	-1.3	-1.3	-1.1
Fatty acids.....	06	1403991	-27.5	-3.5	-2.7	-6.2	-4.4	-1.0
Bulk pesticides and other bulk synthetic organic agricultural chemicals, excluding preparation.....	06	1403992	-2.9	0.0	0.0	0.0	0.0	-1.0
Industrial organic flavor oil mixtures and blends.....	06	1403993	-7.1	0.5	4.7	0.0	0.0	0.0
Natural organic chemicals.....	06	1403995	4.1	4.0	3.6	-2.1	0.2	0.0
Synthetic organic chemicals for use as flavor and perfume materials.....	06	1403997	-	0.0	0.0	0.0	37.8	-
Synthetic organic plasticizers.....	06	1403999	-14.4	1.5	1.7	1.4	3.9	-6.8
Other synthetic organic chemicals.....	06	140399A	-5.7	-1.9	4.2	-4.3	-5.1	-0.3
Miscellaneous end use chemicals and chemical products, excluding urea.....	06	140399B	3.3	-3.9	0.6	0.4	0.0	-2.4
Miscellaneous cyclic and acyclic chemicals and chemical products, excluding fatty acid esters.....	06	140399C	-16.3	-1.0	-0.1	0.9	-3.4	0.3
Paints and allied products.....	06	2	4.4	-0.3	0.5	0.1	0.5	0.1
Prepared paint.....	06	21	3.1	0.1	-0.2	0.2	0.2	0.0
Architectural coatings.....	06	2101	3.4	0.0	0.0	0.0	0.0	0.0
Architectural coatings.....	06	210104	3.4	0.0	0.0	0.0	0.0	0.0
Exterior architectural coatings.....	06	2101041	5.9	0.1	0.0	0.0	0.0	0.0
Interior architectural coatings.....	06	2101042	1.9	0.0	0.0	0.0	0.0	0.0
OEM finishes excluding marine coatings.....	06	2102	7.9	0.4	-0.4	1.3	-0.1	0.1
OEM finishes excluding marine coatings.....	06	210201	7.9	0.4	-0.4	1.3	-0.1	0.1
Transportation finishes, except powdered and high-solids coatings.....	06	2102011	2.8	-0.7	-2.6	2.0	0.8	0.4
All other product finishes for original equipment manufacturers (OEM), excluding marine coating.....	06	2102012	9.6	0.6	0.1	1.2	-0.3	0.0
Special purpose coatings, incl. marine, industrial & construction coatings.....	06	2103	-2.3	0.0	-0.4	-0.2	0.9	0.0
Special purpose coatings, incl. marine, industrial & construction coatings.....	06	210301	-2.3	0.0	-0.4	-0.2	0.9	0.0
Paint materials.....	06	22	10.3	-2.5	3.2	-0.5	1.9	0.7
Paint colors.....	06	2202	9.3	-2.8	3.7	-0.6	2.2	0.8
All other inorganic pigments, including TiO2, chrome colors, and other white opaque pigments.....	06	22020N	11.0	-2.7	3.4	0.5	2.5	0.9
Synthetic organic pigments, lakes, and toners.....	06	220298	0.0	-3.3	5.4	-7.2	0.0	0.0
Kaolin and ball clay.....	06	2204	17.9	0.0	0.0	0.0	0.0	0.0
Kaolin and ball clay.....	06	220407	17.9	0.0	0.0	0.0	0.0	0.0
Allied and miscellaneous paint products.....	06	23	-0.3	0.9	-0.1	0.1	0.0	-0.9
Allied and miscellaneous paint products.....	06	2301	-0.3	0.9	-0.1	0.1	0.0	-0.9
Allied and miscellaneous paint products.....	06	230104	-0.3	0.9	-0.1	0.1	0.0	-0.9
Drugs and pharmaceuticals.....	06	3	3.2	0.6	0.1	0.2	-0.1	0.0
Medicinal and botanical chemicals, drugs, and other products.....	06	31	1.1	-0.4	0.5	0.1	0.0	-0.2
Medicinal and botanical chemicals, drugs, and other products.....	06	3102	1.1	-0.4	0.5	0.1	0.0	-0.2
Synthetic organic medicinal chemicals, medicinal & botanical drugs, & other products.....	06	310203	1.1	-0.4	0.5	0.1	0.0	-0.2
Veterinary pharmaceutical preparations.....	06	34	-	0.0	0.0	0.0	0.0	0.0
Pharmaceuticals for veterinary use.....	06	3403	-	0.0	0.0	0.0	0.0	0.0
Pharmaceuticals for veterinary use.....	06	340303	-	0.0	0.0	0.0	0.0	0.0
Biological products, including diagnostics.....	06	37	5.0	1.2	0.1	0.7	-0.2	0.1
Biological products, excluding diagnostic, for veterinary, industrial, and all other misc. uses.....	06	3717	18.5	0.9	0.0	2.7	1.1	0.0
Biological products, excluding diagnostic, for veterinary, industrial, and all other misc. uses.....	06	371705	-	0.9	0.0	2.7	1.1	0.0
Diagnostics.....	06	3718	2.8	2.5	0.3	0.2	-1.0	0.2
In-vitro diagnostic substances.....	06	371801	1.0	0.9	0.7	0.1	-1.4	0.1
Biological products, excluding diagnostic, for human use.....	06	3719	1.4	0.0	0.0	0.2	0.0	0.0
Biological products, excluding diagnostic, for human use.....	06	371904	-	0.0	0.0	0.2	0.0	0.0
Pharmaceutical preparations.....	06	38	2.6	0.4	0.0	0.0	-0.1	0.0
Pharmaceuticals affecting neoplasms, the endocrine system, & metabolic diseases.....	06	3801	1.1	0.1	0.0	0.0	-0.1	0.0
Cancer therapy products.....	06	380102	2.3	0.1	0.0	0.0	-1.0	0.0

See footnotes at end of table.

Table 7. Producer price index percentage changes for commodity and service groupings and individual items, not seasonally adjusted — Continued
[June 2023]

Title	Commodity code		Unadjusted 12-month percent change ¹	Unadjusted 1-month percent change ¹				
	Group code	Item code		June 2022 to June 2023 ^P	Jan. to Feb.	Feb. to Mar. ^P	Mar. to Apr. ^P	Apr. to May ^P
Insulin/antidiabetes products.....	06	380103	2.8	0.0	0.0	0.0	0.0	0.0
Other neoplasms, endocrine system, and metabolic diseases.....	06	380104	0.8	0.1	0.0	0.0	0.0	0.0
Hormones and oral contraceptives.....	06	380105	1.2	0.0	0.0	0.0	0.0	0.0
Pharmaceuticals acting on the central nervous system and the sense organs.....	06	3802	5.4	1.3	0.0	0.2	-0.3	0.0
Analgesics.....	06	380202	4.3	4.2	0.0	0.0	0.0	0.0
Analgesics, over-the-counter.....	06	380202OC	1.4	0.7	0.1	0.3	0.0	0.0
Analgesics, prescription.....	06	380202RX	4.6	4.6	0.0	0.0	0.0	0.0
Psychotherapeutics.....	06	380203	9.2	0.0	0.0	0.0	0.0	0.0
Antidepressants.....	06	3802031	10.0	0.0	0.0	0.0	0.0	0.0
Other psychotherapeutics, including tranquilizers.....	06	3802032	4.2	0.0	0.0	0.0	0.0	0.0
Anticonvulsants.....	06	380204	-9.6	0.0	0.0	0.0	-13.9	0.0
Other central nervous system and sense organs.....	06	380205	6.8	0.0	0.0	0.3	0.0	0.0
Pharmaceuticals acting on the cardiovascular system.....	06	3803	4.8	0.0	0.0	0.0	0.0	0.0
Other cardiovascular preparations.....	06	380305	3.8	0.0	0.0	0.0	0.0	0.0
Pharmaceuticals acting on the respiratory system.....	06	3804	-0.5	0.0	0.0	0.0	0.0	0.0
Antihistamines and bronchodilators, including antiasthmatics.....	06	380402	2.7	0.1	0.0	0.1	0.0	0.0
Other respiratory preparations.....	06	380403	-2.5	0.0	0.0	0.0	0.0	0.0
Other respiratory preparations, over-the-counter.....	06	380403OC	-	0.0	0.0	0.0	0.0	-
Other respiratory preparations, prescription.....	06	380403RX	-	0.0	0.0	0.0	0.0	-
Pharmaceuticals acting on the digestive or the genito-urinary systems.....	06	3805	-1.8	0.0	-0.1	-0.4	0.0	-1.5
Other digestive or genito-urinary preparations.....	06	380503	-1.8	0.0	-0.1	-0.4	0.0	-1.5
Other digestive or genito-urinary preparations, prescription.....	06	380503RX	-2.1	0.0	0.0	-0.5	0.0	-1.9
Pharmaceuticals acting on the skin.....	06	3806	0.8	0.0	0.0	-0.6	0.0	0.0
Other pharmaceutical preparations acting on the skin.....	06	380603	0.9	0.0	0.0	-0.6	0.0	0.0
Anti-acne preparations.....	06	380606	0.1	0.0	0.0	0.0	0.0	0.0
Vitamin, nutrient, and hematonic preparations.....	06	3807	3.8	0.0	0.1	0.1	0.2	0.0
Multivitamins.....	06	380702	5.1	0.0	0.0	0.0	0.0	0.0
Other vitamins and nutrients.....	06	380703	2.2	0.0	0.0	0.1	0.0	0.0
Pharmaceuticals affecting parasitic and infective diseases.....	06	3808	1.7	0.0	0.0	0.0	0.0	0.0
Broad and medium spectrum antibiotics.....	06	380802	0.6	0.0	0.0	0.0	0.0	0.0
Systemic antivirals.....	06	380803	3.2	0.0	0.0	0.0	0.0	0.0
Other parasitic and infective diseases.....	06	380804	2.9	0.0	0.0	0.0	0.0	0.0
Fats and oils, inedible.....	06	4	-23.6	-5.4	-2.5	-3.1	-4.1	1.6
Fats and oils, inedible.....	06	41	-23.6	-5.4	-2.5	-3.1	-4.1	1.6
Fats and oils, inedible.....	06	4101	-23.6	-5.4	-2.5	-3.1	-4.1	1.6
Soybean oil, processed for inedible purposes.....	06	410131	-23.5	-4.5	-0.9	-3.1	-4.2	1.7
Crude soybean oil, degummed, made from soybeans crushed in the same establishment.....	06	4101311	-7.4	-0.7	-1.8	-1.8	-1.3	0.1
Soybean oil, all other types.....	06	4101312	-30.1	-6.6	-0.4	-3.8	-5.9	2.6
Lard, inedible tallow, and grease, except wool grease.....	06	410132	-25.1	-8.5	-8.9	-3.3	-3.8	1.0
Agricultural chemicals and chemical products.....	06	5	-19.3	-2.8	-2.6	-1.9	-2.3	-0.2
Mixed fertilizers.....	06	51	0.7	-1.7	-1.2	-2.1	-0.7	-1.3
Mixed fertilizers.....	06	5105	0.7	-1.7	-1.2	-2.1	-0.7	-1.3
Mixed fertilizers.....	06	510501	0.7	-1.7	-1.2	-2.1	-0.7	-1.3
Mixed fertilizers, made in plants which manufacture fertilizer materials.....	06	5105011	3.1	-1.7	0.0	-2.2	-2.5	-0.9
Mixed fertilizers, dry, mixing only.....	06	5105012	3.8	-0.4	-0.7	-2.7	0.1	-1.4
Mixed fertilizers, liquid, mixing only.....	06	5105013	-18.5	-7.1	-7.0	1.0	1.1	-1.7
Fertilizer materials.....	06	52	-32.3	-6.4	-5.4	-3.3	-4.7	-0.6
Nitrogenates.....	06	5201	-41.0	-10.4	-9.3	-6.8	-7.4	0.6
Fertilizer materials of organic origin.....	06	520137	-0.4	2.7	-2.2	-0.1	-0.4	-0.3
Synthetic ammonia, nitric acid, ammonium compounds, and urea.....	06	52013A	-43.1	-11.2	-9.8	-7.3	-8.0	0.7
Phosphates.....	06	5202	-20.2	-1.2	-0.7	0.6	-2.1	-1.7
Phosphoric acid, 52-54 percent APA, superphosphates and other phosphate fertilizer materials.....	06	52026A	-20.2	-1.2	-0.7	0.6	-2.1	-1.7
Other agricultural chemicals.....	06	53	-9.7	1.2	0.0	-0.3	-0.3	0.6
Other agricultural chemicals.....	06	5301	-9.7	1.2	0.0	-0.3	-0.3	0.6
Lawn and garden pesticides and chemicals.....	06	530107	15.4	0.0	0.0	0.0	0.0	0.0
Household and institutional pesticides and chemicals.....	06	530108	5.8	0.0	0.0	0.0	0.0	0.0
Agricultural and commercial pesticides and chemicals.....	06	530109	-12.2	1.3	-0.1	-0.4	-0.4	0.6
Plastic resins and materials.....	06	6	-12.7	2.3	0.9	1.6	-0.2	-1.2
Thermoplastic resins and plastics materials.....	06	62	-14.7	2.8	1.0	1.8	-0.4	-1.0
Thermoplastic resins and plastics materials.....	06	6212	-14.7	2.8	1.0	1.8	-0.4	-1.0

See footnotes at end of table.

Table 7. Producer price index percentage changes for commodity and service groupings and individual items, not seasonally adjusted — Continued
[June 2023]

Title	Commodity code		Unadjusted 12-month percent change ¹	Unadjusted 1-month percent change ¹				
	Group code	Item code		June 2022 to June 2023 ^P	Jan. to Feb.	Feb. to Mar. ^P	Mar. to Apr. ^P	Apr. to May ^P
Thermoplastic resins and plastics materials.....	06	621201	-14.7	2.8	1.0	1.8	-0.4	-1.0
Thermosetting resins and plastics materials.....	06	63	1.1	-1.2	0.2	0.6	0.8	-2.2
Thermosetting resins and plastics materials.....	06	6306	1.1	-1.2	0.2	0.6	0.8	-2.2
Thermosetting resins and plastics materials.....	06	630601	1.1	-1.2	0.2	0.6	0.8	-2.2
Other chemicals and allied products.....	06	7	5.4	0.9	0.2	0.1	0.1	0.2
Soaps and detergents.....	06	71	12.3	0.4	0.1	0.1	0.0	-0.1
Soaps and other detergents.....	06	7104	12.3	0.4	0.1	0.1	0.0	-0.1
Soaps and detergents, commercial, industrial, and institutional.....	06	710401	12.5	0.1	0.1	0.1	0.0	0.0
Commercial, industrial, and institutional hard surface cleaners.....	06	71040101	8.3	0.0	-0.3	0.5	-0.7	0.0
Commercial, industrial, and institutional laundry detergents.....	06	71040102	6.7	0.0	5.0	0.0	0.0	0.0
Commercial, industrial, and institutional dishwashing detergents.....	06	71040103	21.3	0.0	0.0	-0.1	0.0	0.0
Commercial, industrial, and institutional metal cleaners.....	06	71040104	3.1	0.0	2.8	0.0	0.0	0.0
Dairy, farm, and food plant cleaners, sanitizers, etc.....	06	71040106	-	0.0	0.0	0.0	1.5	-
Commercial, industrial, and institutional soaps, excluding specialty cleaners.....	06	71040107	7.9	0.3	0.2	0.0	0.0	0.0
Household detergents.....	06	710402	13.0	0.1	0.0	0.1	0.1	0.0
Household alkaline detergents and cleaners.....	06	7104021	18.4	0.1	0.0	0.1	0.1	0.0
Household dry and liquid laundry detergents.....	06	7104022	10.5	0.0	0.0	0.0	0.0	0.0
Soaps, excluding specialty cleaners, household.....	06	710403	6.1	1.1	0.0	0.0	0.0	-0.3
Polish and other sanitation goods.....	06	72	4.4	1.3	0.2	0.3	0.0	0.1
Polish and other sanitation goods.....	06	7201	4.4	1.3	0.2	0.3	0.0	0.1
Polishing preparations and related products.....	06	720103	3.0	0.0	0.6	0.3	-0.1	0.8
Specialty cleaning and sanitation products.....	06	720105	3.7	0.1	0.2	0.4	0.1	0.0
Disinfectants, nonagricultural, industrial and institutional.....	06	7201051	6.1	0.3	0.0	0.2	0.0	0.0
Air and room fresheners.....	06	7201053	5.5	0.0	0.0	0.0	0.0	0.0
Laundry fabric softeners and rinses, liquid and dry.....	06	7201058	1.9	0.0	0.0	0.4	0.2	0.0
Other specialty cleaning and sanitation products.....	06	7201059	3.4	0.0	0.5	0.7	0.2	0.0
Cosmetics and other toilet preparations.....	06	75	5.7	1.8	0.6	0.2	0.0	0.4
Shaving preparations.....	06	7502	1.4	0.0	0.0	0.0	0.0	0.0
Shaving preparations.....	06	750206	1.4	0.0	0.0	0.0	0.0	0.0
Perfumes, toilet waters, and colognes.....	06	7503	4.1	3.0	0.0	0.0	0.0	0.0
Perfumes, toilet waters, and colognes.....	06	750306	4.1	3.0	0.0	0.0	0.0	0.0
Hair preparations (including shampoos).....	06	7504	5.3	0.0	0.0	0.0	0.0	0.0
Hair preparations (including shampoos).....	06	750407	5.3	0.0	0.0	0.0	0.0	0.0
Hair preparations incl professional, consumer, and cream/gel shampoos.....	06	75040701	5.2	0.0	0.0	0.0	0.0	0.0
Hair tonics and hair dressings incl professional and consumer use.....	06	75040702	5.5	0.0	0.0	0.0	0.0	0.0
Toothpastes, denture cleaners, and mouthwashes.....	06	7505	8.1	2.8	4.6	0.0	0.0	0.1
Denture cleaners, mouthwashes, gargles, and rinses.....	06	750504	7.9	0.0	7.1	0.0	0.0	0.1
Creams, lotions, and oils, excluding shaving, hair, and deodorant.....	06	7514	7.1	1.7	0.0	0.3	0.0	0.0
Creams, lotions, and oils, excluding shaving, hair, and deodorant.....	06	751401	7.1	1.7	0.0	0.3	0.0	0.0
Other cosmetics and toilet preparations.....	06	7515	4.2	2.1	0.1	0.4	0.0	0.9
Other cosmetics and toilet preparations.....	06	751501	4.2	2.1	0.1	0.4	0.0	0.9
Misc. chemical prod. and preparations.....	06	79	3.4	0.6	0.0	0.1	0.1	0.2
Explosives and blasting accessories.....	06	7902	6.7	3.9	-0.7	-0.6	-0.9	0.8
Explosives and blasting accessories.....	06	790234	6.7	3.9	-0.7	-0.6	-0.9	0.8
Industrial gases.....	06	7903	2.9	0.0	1.0	-0.8	1.2	0.0
Carbon dioxide.....	06	790302	13.8	-0.7	-0.4	1.7	2.8	0.0
Nitrogen.....	06	790303	5.0	2.0	-3.0	3.1	0.0	-0.1
Oxygen.....	06	790304	28.7	0.3	1.9	1.7	4.1	0.1
Argon and hydrogen.....	06	790309	3.7	-0.2	1.3	-1.9	0.6	0.7
Other industrial gases (including fluorocarbon and acetylene).....	06	790312	-5.6	-0.7	2.2	-3.3	0.1	0.0
Adhesives and sealants.....	06	7904	5.6	0.8	0.3	0.7	0.0	0.0
Synthetic resin and rubber adhesives.....	06	790402	6.5	1.3	0.4	0.7	-0.1	0.0
Epoxy adhesives.....	06	7904021	12.8	0.0	0.7	1.0	0.7	0.0
Other synthetic resin and rubber adhesives.....	06	7904026	2.9	0.1	0.1	0.7	0.0	-0.1
Structural sealants (load bearing).....	06	790407	-1.2	0.0	0.0	0.0	0.0	0.0
Nonstructural caulking compounds and sealants.....	06	79040A	5.5	0.0	0.3	0.9	0.1	0.0
Surface active agents.....	06	7905	3.2	0.0	-1.8	0.0	-0.4	1.9
Textile and leather assistants and finishes.....	06	790501	0.4	0.0	-6.7	-0.1	-1.7	-1.9
Surfactants (bulk surface active agents).....	06	790502	5.7	0.0	0.0	0.0	0.0	3.2
Gum and wood chemicals, including wood distillation products.....	06	7906	10.2	1.6	-1.8	0.0	0.5	-1.1
Gum and wood chemicals, including wood distillation products.....	06	790607	10.2	1.6	-1.8	0.0	0.5	-1.1
Other miscellaneous chemical products.....	06	7909	1.0	0.6	0.1	0.1	0.0	0.0

See footnotes at end of table.

Table 7. Producer price index percentage changes for commodity and service groupings and individual items, not seasonally adjusted — Continued
[June 2023]

Title	Commodity code		Unadjusted 12-month percent change ¹	Unadjusted 1-month percent change ¹				
	Group code	Item code		June 2022 to June 2023 ^P	Jan. to Feb.	Feb. to Mar. ^P	Mar. to Apr. ^P	Apr. to May ^P
Carbon black, all processes.....	06	790918	-13.5	4.2	-3.2	-1.0	2.1	-3.4
Printing ink.....	06	790919	5.1	0.3	0.0	0.6	0.0	0.0
Gravure printing inks.....	06	7909192	0.0	0.0	0.0	0.0	0.0	0.0
Lithographic and offset inks.....	06	7909193	4.9	0.0	0.0	0.0	0.0	0.0
News and nonheat web offset printing inks.....	06	79091931	4.9	0.0	0.0	0.0	0.0	0.0
Publication and commercial web inks.....	06	79091932	7.0	0.0	0.0	0.0	0.0	0.0
Sheet-fed general inks.....	06	79091933	2.2	0.0	0.0	0.0	0.0	0.0
Sheet-fed packaging inks.....	06	79091934	1.9	0.0	0.0	0.0	0.0	0.0
Flexographic printing inks.....	06	7909194	5.8	0.0	0.2	0.0	0.0	0.0
Nonimpact/digital inks.....	06	7909195	5.5	0.6	-0.1	1.9	0.1	0.0
All other printing inks.....	06	7909196	5.0	1.4	-0.4	0.3	0.2	0.1
Water-treating compounds.....	06	790961	-3.4	3.6	-0.1	2.0	0.2	0.0
Automotive chemicals.....	06	790991	0.6	-0.4	-0.1	0.0	0.2	0.0
All other chemical preparations, including essential oils, matches, and gelatin.....	06	790999	2.7	-1.0	1.1	-0.2	-0.3	0.6
Rubber and plastic products.....	07	—	-1.0	-0.3	-0.2	0.1	-0.2	-0.7
Rubber and rubber products.....	07	1	2.2	0.5	-0.1	0.1	-0.4	-0.7
Synthetic rubber, inc. styrene-butadiene rubber (SBR) and ethylene propylene.....	07	11	-10.0	1.7	-1.2	1.2	-1.0	-2.8
Synthetic rubber.....	07	1102	-10.0	1.7	-1.2	1.2	-1.0	-2.8
Synthetic rubber, inc. sbr and ethylene propylene.....	07	110224	-10.0	1.7	-1.2	1.2	-1.0	-2.8
Tires, tubes, tread, & repair materials.....	07	12	8.0	0.0	0.1	0.3	-0.2	-0.3
Tires.....	07	1201	8.2	0.0	0.0	0.3	-0.2	-0.3
Pneumatic tires (including passenger, truck, bus, tractor, industrial, and other tires).....	07	12010	8.3	0.0	0.0	0.3	-0.2	-0.3
Passenger car pneumatic tires.....	07	120104	9.1	0.0	0.0	0.0	-0.2	0.0
Truck and bus (including off-the-highway) pneumatic tires.....	07	120105	5.5	0.0	0.0	0.0	-3.6	0.0
Tread rubber, tire sundries, and repair materials.....	07	1203	7.7	-0.3	4.7	2.1	-0.1	-0.1
Tread rubber, tire sundries, and repair materials.....	07	120354	7.7	-0.3	4.7	2.1	-0.1	-0.1
Miscellaneous rubber products.....	07	13	2.3	0.6	0.1	-0.6	-0.3	-0.2
Rubber and plastics footwear, including athletic footwear.....	07	1301	0.9	0.0	0.0	0.0	0.4	0.0
Rubber and plastics footwear, including athletic footwear.....	07	130109	0.9	0.0	0.0	0.0	0.4	0.0
Rubber and plastic belts and belting.....	07	1303	4.0	0.3	0.4	0.1	-0.4	-0.6
Flat rubber and plastics belts and belting.....	07	130371	2.1	0.0	0.2	0.0	-0.6	-0.9
Rubber and plastics transmission belts and belting (excluding flat).....	07	130372	7.5	0.7	0.7	0.4	0.0	0.0
Rubber and plastics hose.....	07	1304	-3.7	0.0	0.0	-1.9	-1.6	0.3
Rubber and plastics hose.....	07	130411	-3.7	0.0	0.0	-1.9	-1.5	0.3
Industrial rubber and plastics hose without fittings.....	07	1304116	-4.7	0.0	0.0	-1.8	0.0	0.0
Rubber and plastics water hose (incl. fire, irrigation, etc.).....	07	1304117	-14.7	0.0	0.0	-8.3	-6.1	0.0
Rubber and plastics hose for on- and off-highway motor vehicles.....	07	1304118	1.0	-0.1	0.0	1.5	-1.4	0.0
Miscellaneous rubber products, n.e.c.....	07	1306	3.3	0.7	0.1	-0.4	-0.1	-0.2
All other industrial rubber products.....	07	130604	2.0	0.0	-0.1	-0.6	0.2	0.0
All other miscellaneous rubber goods.....	07	130606	4.9	1.1	0.0	-0.2	-0.3	0.0
Rubber compounds or mixtures for sale or interplant transfer.....	07	130612	0.6	-0.2	-0.4	-2.5	0.0	-1.2
Rubber druggist and medical sundries, excluding gloves.....	07	130616	—	0.0	0.0	0.0	0.0	—
Rubber products for mechanical use.....	07	130617	6.3	1.8	0.6	0.5	-0.1	0.0
Molded rubber mechanical goods automotive.....	07	1306171	9.7	3.8	0.6	0.0	0.1	0.1
Molded rubber mechanical goods, transportation/off-highway.....	07	1306172	4.6	-0.2	1.5	0.0	0.0	0.1
Other molded rubber mechanical goods (excluding tubing).....	07	1306179	3.9	0.0	0.2	2.8	-1.1	0.0
Other extruded rubber mechanical goods (excl. auto)(excl. tubing).....	07	130617C	2.3	0.0	0.0	0.0	0.7	0.0
Rubber coated fabrics, garments, and footwear.....	07	130618	4.5	3.0	0.0	0.0	-0.3	0.0
Plastic products.....	07	2	-1.9	-0.5	-0.3	0.1	-0.2	-0.7
Plastic construction products.....	07	21	-3.5	-1.1	0.1	-0.2	-0.7	-1.0
Plastics construction products.....	07	2106	-3.5	-1.1	0.1	-0.2	-0.7	-1.0
Plastics pipe.....	07	210603	-7.8	-2.9	0.1	-0.5	-1.8	-1.2
Plastics drain, waste, and vent pipe.....	07	2106031	-16.0	-6.8	1.2	-1.7	-2.6	-0.9
Plastics water pipe.....	07	2106033	-3.8	-0.4	-0.3	0.0	-1.8	-1.8
Plastics sewer, stormdrain, and water main pipe.....	07	2106038	-9.8	-4.3	-0.3	-0.3	-1.2	-1.6
Other plastics pipe.....	07	210603B	-2.3	0.0	0.0	0.0	0.0	0.0
Plastics pipe fittings and unions.....	07	210604	-2.0	-1.1	2.0	-0.7	-2.2	-0.9
Plastics plumbing fixtures.....	07	210605	3.5	0.5	0.0	0.0	-0.4	0.1
Other plastics construction products.....	07	210606	-2.1	-0.2	-0.2	0.0	0.3	-1.0
Building and construction polystyrene foam products.....	07	2106061	-4.8	-0.2	-0.2	0.0	0.0	-6.8

See footnotes at end of table.

Table 7. Producer price index percentage changes for commodity and service groupings and individual items, not seasonally adjusted — Continued
[June 2023]

Title	Commodity code		Unadjusted 12-month percent change ¹	Unadjusted 1-month percent change ¹				
	Group code	Item code		June 2022 to June 2023 ^P	Jan. to Feb.	Feb. to Mar. ^P	Mar. to Apr. ^P	Apr. to May ^P
Building & construction fabricated plastics products (excl foam, plumbing fixtures, hardware).....	07	2106063	-1.9	-0.2	-0.2	0.1	0.3	-0.2
Unsupported plastic film, sheet and other shapes.....	07	22	-6.3	-0.2	-1.5	0.1	-0.4	-2.8
Unsupported plastics film, sheet, and other shapes.....	07	2205	-6.3	-0.2	-1.5	0.1	-0.4	-2.8
Unsupported plastics film, sheet, and other shapes.....	07	220501	-6.3	-0.2	-1.5	0.1	-0.4	-2.8
Unlaminated polyethylene film and sheet.....	07	2205011	-10.0	-0.3	-2.7	-0.9	-0.3	-6.2
Unlaminated vinyl and vinyl copolymer film and sheet.....	07	2205013	-2.3	0.0	-1.0	0.0	0.0	-1.4
Miscellaneous unlaminated plastics film and sheet.....	07	2205014	-12.2	0.5	-2.1	0.2	-0.6	-4.5
Unlaminated plastics profile shapes.....	07	2205015	6.7	-1.2	1.7	0.2	0.3	1.9
Laminated plastic sheets, rods, and tubes.....	07	23	6.4	3.2	0.4	0.0	0.0	0.2
Laminated plastics plates, sheet (except packaging), and shapes.....	07	2304	6.4	3.2	0.4	0.0	0.0	0.2
Laminated plastics plates, sheet (except packaging), and shapes.....	07	230401	6.4	3.2	0.4	0.0	0.0	0.2
Parts for manufacturing from plastics.....	07	26	-1.3	-1.7	-0.1	-0.4	-0.6	-0.3
Parts for transportation equipment.....	07	2601	-0.9	-0.8	0.4	0.0	-0.7	-0.4
Parts for transportation equipment.....	07	260105	-0.9	-0.8	0.4	0.0	-0.7	-0.4
Transportation polyurethane foam products.....	07	2601051	0.7	0.0	0.0	0.0	0.0	0.0
Transportation fabricated plastic parts (excluding foam and reinforced plastics).....	07	2601052	-1.0	-0.9	0.4	0.0	-0.7	-0.5
Other parts and components for manufacturing.....	07	2602	4.2	-2.2	0.0	0.1	0.0	0.2
Other parts and components for manufacturing.....	07	260205	4.2	-2.2	0.0	0.1	0.0	0.2
All other miscellaneous polyurethane foam products.....	07	2602051	3.6	0.0	0.0	0.0	0.0	0.0
Electrical & electronic fabricated plastics (excl. foam and reinforced plastics).....	07	2602052	1.5	-6.0	0.0	0.2	-0.1	1.2
All other polystyrene foam products incl. transportation application uses.....	07	2602053	2.7	-1.1	0.0	0.0	0.0	-1.1
Industrial machinery plastics products, excl foam (incl gears, bearings, bushings, cams).....	07	2602054	7.5	0.0	0.0	0.0	0.0	0.0
Foam components for furniture.....	07	2603	-13.2	-5.5	-2.8	-3.7	-0.9	0.1
Foam components for furniture.....	07	260305	-13.2	-5.5	-2.8	-3.7	-0.9	0.1
Other plastic products.....	07	29	1.2	0.5	0.0	1.0	0.2	0.0
Other plastics products.....	07	2901	1.2	0.5	0.0	1.0	0.2	0.0
Custom compounding of purchased resins and color concentrates.....	07	290196	-4.5	-0.5	-0.6	1.6	0.1	0.1
All other reinforced and fiberglass plastics products.....	07	290197	10.9	2.2	0.9	0.1	0.5	-0.2
Products made of foam other than polystyrene or polyurethane.....	07	290198	2.6	0.0	0.3	0.0	0.0	0.0
Plastic packaging products.....	07	2A	-2.0	-0.6	-0.2	0.0	0.3	-0.4
Plastics packaging products.....	07	2A01	-2.0	-0.6	-0.2	0.0	0.3	-0.4
Plastics packaging products.....	07	2A0101	-2.0	-0.6	-0.2	0.0	0.3	-0.4
Other plastics packaging products, excluding film, sheet, foam and bottles.....	07	2A01012	-3.1	-0.3	-0.1	0.6	0.3	-1.0
Packaging polyurethane foam products.....	07	2A01013	0.8	-0.6	0.1	1.3	0.0	0.0
Plastics bottles.....	07	2A01014	-1.0	-1.1	0.1	-1.0	0.6	0.6
Polystyrene foam food containers.....	07	2A01015	-7.5	-0.1	-1.2	-0.2	-0.2	0.3
Polystyrene foam protective shipping pads, shaped cushioning, etc....	07	2A01016	9.2	-0.6	-0.8	0.0	0.0	-2.6
Consumer, institutional, and commercial products, n.e.c.....	07	2B	1.3	0.2	-0.3	0.2	0.1	0.0
All other consumer, institutional, and commercial products.....	07	2B01	1.3	0.2	-0.3	0.2	0.1	0.0
All other consumer, institutional, and commercial products.....	07	2B0101	1.3	0.2	-0.3	0.2	0.1	0.0
Consumer and institutional polystyrene foam products.....	07	2B01011	-7.4	-0.6	0.4	-0.4	0.1	-0.5
Consumer and institutional polyurethane foam products.....	07	2B01013	-	0.0	0.0	3.0	-	-
Consumer/institutional/commercial fabricated plastics products.....	07	2B01015	2.6	0.4	-0.4	0.2	0.1	0.1
Recyclable plastics.....	07	2C	-	-0.7	-2.3	2.9	1.5	-
Recyclable plastics.....	07	2C01	-	-0.7	-2.3	2.9	1.5	-
Recyclable plastics.....	07	2C0101	-	-0.7	-2.3	2.9	1.5	-
Lumber and wood products.....	08	-	-10.0	0.0	-0.7	-0.5	-0.3	-0.4
Lumber.....	08	1	-18.7	1.3	-1.1	-1.0	0.3	-1.2
Softwood lumber.....	08	11	-20.8	3.4	-1.0	-1.1	-0.1	-1.3
Softwood cut stock and dimension.....	08	1105	-21.7	3.4	0.1	1.2	-8.5	-1.2
Softwood cut stock and dimension.....	08	110503	-21.7	3.4	0.1	1.2	-8.5	-1.2
Softwood lumber, not edge worked.....	08	1106	-21.6	3.6	-1.1	-1.4	0.5	-1.4
Softwood lumber, not edge worked.....	08	110601	-21.6	3.6	-1.1	-1.4	0.5	-1.4
Softwood dressed lumber, less than 2 inches in nominal thickness, not edge worked.....	08	1106012	-34.4	-5.4	-6.1	-3.7	-2.4	-6.9
Softwood dressed 2-inch lumber, 2 inches in nominal thickness only, not edge worked.....	08	1106013	-26.0	8.6	-0.4	-1.4	1.0	-0.2

See footnotes at end of table.

Table 7. Producer price index percentage changes for commodity and service groupings and individual items, not seasonally adjusted — Continued
[June 2023]

Title	Commodity code		Unadjusted 12-month percent change ¹	Unadjusted 1-month percent change ¹				
	Group code	Item code		June 2022 to June 2023 ^P	Jan. to Feb.	Feb. to Mar. ^P	Mar. to Apr. ^P	Apr. to May ^P
Softwood dressed lumber and timbers, more than 2 inches in nominal thickness, not edge worked.....	08	1106014	-12.9	2.4	-0.9	0.6	2.6	-4.5
Softwood lumber, made from purchased lumber.....	08	1107	-13.9	2.0	-1.6	-0.5	0.5	-0.1
Softwood lumber, made from purchased lumber.....	08	110701	-13.9	2.0	-1.6	-0.5	0.5	-0.1
Hardwood lumber.....	08	12	-15.6	-1.7	-1.3	-0.8	1.0	-1.1
Hardwood cut stock and dimension.....	08	1203	-14.7	0.0	0.0	0.0	0.0	4.1
Hardwood cut stock and dimension.....	08	120311	-14.7	0.0	0.0	0.0	0.0	4.1
Hardwood flooring.....	08	1204	-0.4	0.8	-0.9	1.2	-0.5	0.6
Oak and maple hardwood flooring.....	08	120401	-0.6	0.8	-0.9	1.3	-0.6	0.7
Hardwood flooring, other than oak and maple.....	08	120402	0.3	0.0	0.2	0.0	0.0	0.0
Hardwood lumber, not edge worked.....	08	1205	-29.5	-3.5	-2.2	-1.2	1.4	-3.4
Hardwood lumber, not edge worked.....	08	120501	-29.5	-3.5	-2.2	-1.2	1.4	-3.4
Millwork.....	08	2	-4.7	0.1	-0.6	-0.9	-0.5	-0.3
General millwork.....	08	21	2.2	1.3	-0.3	-0.4	0.0	-0.2
General millwork.....	08	2101	2.2	1.3	-0.3	-0.4	0.0	-0.2
Stock wood kitchen cabinets, related cabinetwork and countertops.....	08	210102	3.0	0.0	0.0	0.3	0.7	-0.4
Stock wood kitchen cabinets and related cabinetwork for permanent installation.....	08	2101021	1.8	0.0	0.0	0.4	0.9	-0.5
Custom wood kitchen cabinets, bathroom vanities, and related cabinetwork.....	08	210105	2.9	0.0	0.0	0.7	0.0	0.0
Custom wood kitchen cabinets and related cabinetwork not sold direct to customer at retail.....	08	2101051	4.3	0.0	0.0	0.5	0.0	0.0
Custom wood kitchen cabinets, bathroom vanities, and related cabinet work sold at retail.....	08	2101052	1.8	0.0	0.0	1.0	0.0	0.0
Wood window units.....	08	210112	12.1	4.3	0.2	0.0	0.0	0.0
Double hung wood window units.....	08	2101121	4.3	4.3	0.0	0.0	0.0	0.0
Casement wood window units.....	08	2101122	14.9	4.3	0.4	0.0	0.0	0.0
All other wood window units, including horizontal sliding, awning and single hung.....	08	2101123	24.8	4.4	0.0	0.0	0.0	0.0
Wood sash, excluding sash shipped in window units.....	08	210122	14.4	4.6	0.0	0.0	0.0	0.0
Wood window & door frames, incl. door frames in door units, excl. window frames in window units.....	08	210132	-20.4	0.3	-2.0	-3.6	-2.1	-0.6
Wood panel, flush, & molded face doors, interior & exterior, incl. doors with glazed sections.....	08	210142	8.2	3.9	0.0	-2.5	-0.2	0.0
Other wood doors, incl. garage, patio, bifold, cabinet, screen, storm and louver.....	08	210152	8.9	3.6	-1.1	-0.8	-0.2	0.0
Wood moldings.....	08	210162	-6.0	-0.4	-0.8	-0.9	0.1	-0.3
Mirror and picture frames and framed pictures.....	08	210175	2.8	0.0	0.0	0.0	0.0	0.0
Other wood millwork products, including stairwork, exterior millwork, and softwood flooring.....	08	210183	-9.5	-0.3	0.1	0.7	0.2	0.0
Prefabricated structural members.....	08	22	-22.7	-3.2	-1.4	-2.4	-2.0	-0.8
Prefabricated structural members.....	08	2201	-22.7	-3.2	-1.4	-2.4	-2.0	-0.8
Laminated veneer lumber.....	08	220107	-	-1.0	-1.5	0.0	-2.3	-
Other engineered structural wood members, excluding trusses & laminated veneer lumber.....	08	220108	-13.8	-1.8	-1.3	-1.7	0.0	-0.2
Wood trusses.....	08	220109	-26.3	-3.8	-1.4	-2.9	-2.4	-0.9
Plywood.....	08	3	-19.5	-1.6	-1.0	-0.3	-0.8	0.1
Softwood veneer and plywood.....	08	31	-29.2	-0.2	-1.5	-0.2	-0.3	-0.4
Softwood veneer and plywood.....	08	3103	-29.2	-0.2	-1.5	-0.2	-0.3	-0.4
Softwood veneer and plywood.....	08	310303	-29.2	-0.2	-1.5	-0.2	-0.3	-0.4
Softwood veneer, incl. veneer backed w/ paper, cloth, or other flexible material.....	08	3103031	-39.3	-4.0	-3.1	-1.6	-0.2	-0.4
Softwood plywood products: rough, sanded, and specialties.....	08	3103035	-24.8	2.0	-0.6	0.5	-0.4	-0.4
Hardwood veneer and plywood.....	08	35	2.0	-3.3	-0.3	-0.4	-1.4	0.8
Hardwood veneer and plywood.....	08	3501	2.0	-3.3	-0.3	-0.4	-1.4	0.8
Hardwood veneer, including veneer backed with paper, cloth, or other flexible material.....	08	350102	2.3	0.2	0.1	0.1	-3.5	0.8
Hardwood plywood.....	08	350104	-5.8	-8.1	0.2	-1.3	-0.3	0.0
Hardwood veneered panels, including two-ply veneers.....	08	350107	21.1	-1.9	-2.3	-0.1	1.7	2.6
Other wood products.....	08	4	-9.5	-0.6	-0.8	0.0	-0.5	-0.9
Wood pallets and pallet containers, wood and metal combination.....	08	41	-12.5	-2.1	-1.0	-0.3	-0.9	-1.6
Wood pallets and pallet containers.....	08	4101	-12.5	-2.1	-1.0	-0.3	-0.9	-1.6
Wood pallets and pallet containers, wood and metal combination.....	08	410101	-12.5	-2.1	-1.0	-0.3	-0.9	-1.6
Wood boxes.....	08	42	-11.2	0.1	0.0	-0.4	-0.5	0.0
Wood boxes.....	08	4201	-11.2	0.1	0.0	-0.4	-0.5	0.0
Nailed and lock-corner wood boxes.....	08	420101	-1.4	0.0	0.0	0.0	0.0	0.0

See footnotes at end of table.

Table 7. Producer price index percentage changes for commodity and service groupings and individual items, not seasonally adjusted — Continued
 [June 2023]

Title	Commodity code		Unadjusted 12-month percent change ¹	Unadjusted 1-month percent change ¹				
	Group code	Item code		June 2022 to June 2023 ^P	Jan. to Feb.	Feb. to Mar. ^P	Mar. to Apr. ^P	Apr. to May ^P
Wood box and crate shook.....	08	420102	-14.4	0.3	0.0	-3.0	-1.1	0.0
Other wood container parts and wood containers.....	08	420127	-12.2	0.0	0.0	2.1	0.0	0.0
Miscellaneous wood products.....	08	49	-4.6	1.4	-0.5	0.6	0.0	-0.1
Wood ties, siding, shingles, and shakes, and contract sawing of logs owned by others.....	08	4903	7.7	0.0	1.2	-0.2	1.4	0.0
Wood ties, siding, shingles, and shakes, and contract sawing of logs owned by others.....	08	490301	7.7	0.0	1.2	-0.2	1.4	0.0
Sawn wood fence stock, wood lath, and contract resawing and planing. . .	08	4904	0.0	0.0	0.0	0.0	0.0	0.0
Sawn wood fence stock, wood lath, and contract resawing and planing.....	08	490401	0.0	0.0	0.0	0.0	0.0	0.0
All other miscellaneous wood products.....	08	4909	-6.0	1.7	-0.7	0.7	-0.1	-0.2
All other miscellaneous wood products.....	08	490901	-6.0	1.7	-0.7	0.7	-0.1	-0.2
Logs, bolts, timber, pulpwood and wood chips.....	08	5	-2.9	-0.9	-1.0	-0.7	0.0	0.6
Logs, bolts, timber, pulpwood and wood chips.....	08	51	-2.9	-0.9	-1.0	-0.7	0.0	0.6
Logs, bolts, timber, pulpwood and wood chips.....	08	5105	-2.9	-0.9	-1.0	-0.7	0.0	0.6
Logs, bolts, timber and pulpwood.....	08	510502	-3.5	-1.0	-1.5	-0.7	0.0	0.6
Wood chips, excluding field chips.....	08	510505	-0.3	-0.4	0.9	-0.8	-0.1	0.6
Prefabricated wood buildings & components.....	08	6	-6.6	-0.4	0.0	0.6	0.2	0.3
Prefabricated wood buildings & components.....	08	61	-6.6	-0.4	0.0	0.6	0.2	0.3
Prefabricated wood buildings and components.....	08	6101	-6.6	-0.4	0.0	0.6	0.2	0.3
Prefabricated stationary wood buildings, components (not sold as complete units).....	08	610101	0.1	-1.2	-0.6	0.4	-0.6	-0.4
Prefabricated stationary wood buildings, precut packages (complete units).....	08	610102	0.6	0.0	0.4	0.2	0.4	1.4
Prefabricated stationary wood buildings, shipped in panel form (complete units).....	08	610103	-23.8	-0.2	-0.1	0.0	0.4	0.1
Prefabricated stationary wood buildings, shipped in three-dimensional assemblies.....	08	610104	0.1	-0.8	0.1	1.7	0.1	0.0
Prefabricated stationary wood buildings, three-dimensional assemblies, residential.....	08	6101041	0.8	0.0	0.1	1.9	0.1	0.0
Prefabricated stationary wood buildings, three-dimensional assemblies, nonresidential.....	08	6101042	-7.0	-7.6	0.0	0.0	0.0	0.0
Treated wood and contract wood preserving.....	08	7	3.4	0.5	1.6	2.6	-0.3	-0.3
Treated wood and contract wood preserving.....	08	71	3.4	0.5	1.6	2.6	-0.3	-0.3
Treated wood.....	08	7101	3.7	0.5	1.7	2.8	-0.3	-0.3
Wood poles, piles, and posts owned and treated by the same establishment.....	08	710101	12.9	-0.5	3.0	4.0	0.7	0.0
Other wood products owned and treated by the same establishment. . .	08	710102	-2.2	1.7	0.2	1.3	-1.5	-0.6
Contract wood preservation.....	08	7102	-0.6	0.1	0.1	-0.4	0.0	-0.6
Receipts for treating wood owned by others w/ arsenical chemicals, creosote, & other chemicals.....	08	710201	-0.6	0.1	0.1	-0.4	0.0	-0.6
Pulp, paper, and allied products.....	09	-	0.0	0.0	-0.2	-0.1	0.0	-0.3
Pulp, paper, and prod., ex. bldg. paper.....	09	1	-1.0	-0.1	-0.5	-0.2	-0.2	-0.5
Wood pulp.....	09	11	-13.2	-4.9	-0.4	-6.7	-7.0	-4.3
Wood pulp.....	09	1105	-13.2	-4.9	-0.4	-6.7	-7.0	-4.3
Wood pulp.....	09	110501	-13.2	-4.9	-0.4	-6.7	-7.0	-4.3
Special alpha and dissolving wood pulp, incl. sulfite and sulfate and other wood pulp.....	09	1105012	-15.5	-5.5	0.0	-7.4	-7.9	-5.1
All other miscellaneous pulp, other than wood, and pulp mill byproducts incl. turpentine.....	09	1105017	5.5	0.0	-3.5	-1.3	0.0	0.8
Recyclable paper.....	09	12	-56.5	7.4	-0.4	6.3	4.0	-1.3
News and other low grade recyclable paper.....	09	1201	-	0.0	2.3	-4.3	0.7	-
News and other low grade recyclable paper.....	09	120125	-	0.0	2.3	-4.3	0.7	-
Corrugated recyclable paper.....	09	1203	-56.0	15.1	1.5	14.4	3.8	0.6
Corrugated recyclable paper.....	09	120325	-56.0	15.1	1.5	14.4	3.8	0.6
High grade recyclable paper (including pulp substitutes and deinking).	09	1207	-57.8	-3.1	-4.9	-7.0	5.5	-10.4
High grade recyclable (including pulp substitutes and deinking).	09	120725	-57.8	-3.1	-4.9	-7.0	5.5	-10.4
Paper.....	09	13	2.8	0.7	-0.4	0.7	-0.9	-0.4
Writing and printing papers.....	09	1301	5.2	1.0	-1.4	0.9	-0.4	-1.0
Bleached bristol, clay-coated, uncoated, and industrial converted paper.....	09	130119	5.2	1.1	-1.7	1.2	-0.7	-1.1
Printing paper, coated at establishments other than where paper was produced.....	09	130120	-	0.0	-1.5	0.0	0.0	-
Newsprint.....	09	1302	-1.3	1.3	-2.4	-0.2	-1.9	-1.6
Newsprint.....	09	130291	-1.3	1.3	-2.4	-0.2	-1.9	-1.6

See footnotes at end of table.

Table 7. Producer price index percentage changes for commodity and service groupings and individual items, not seasonally adjusted — Continued
[June 2023]

Title	Commodity code		Unadjusted 12-month percent change ¹	Unadjusted 1-month percent change ¹				
	Group code	Item code		June 2022 to June 2023 ^P	Jan. to Feb.	Feb. to Mar. ^P	Mar. to Apr. ^P	Apr. to May ^P
Packaging and industrial converting paper.....	09	1303	-0.3	0.4	0.5	0.9	-1.2	0.1
Coated and laminated single and multi-web paper.....	09	130321	12.1	0.9	0.1	0.5	-2.2	0.0
Single-web paper, rolls and sheets, including waxed, for flexible packaging uses.....	09	1303211	20.7	1.3	0.0	-0.3	0.0	0.0
Multiweb laminated rolls and sheets, except foil, for flexible packaging uses.....	09	1303213	3.1	0.5	0.1	1.3	-4.4	-0.1
Coated and laminated single and multi-web film.....	09	130322	-1.3	0.4	0.7	1.2	-0.9	0.4
Single-web film, rolls, and sheets, including coextruded, for flexible packaging uses.....	09	130322A	-0.3	0.5	2.1	0.8	-0.5	-0.3
Single-web film, rolls, and sheets for flexible packaging uses.....	09	130322A1	1.7	1.1	2.3	0.8	-0.5	0.0
Coextruded single-web film, for flexible packaging uses.....	09	130322A2	-9.1	-2.2	1.0	0.6	-0.6	-1.4
All other coated and processed papers.....	09	1305	3.1	1.1	1.7	-1.0	-2.2	0.3
Converted foil for nonpackaging applications.....	09	130505	11.0	-1.9	0.0	0.0	0.0	0.0
Other coated and processed papers, except for packaging uses.....	09	130506	2.2	1.7	2.2	-1.3	-2.8	0.3
Paperboard.....	09	14	-3.3	-1.0	-0.9	-0.9	-0.2	-0.6
Corrugated paperboard in sheets and rolls, lined and unlined.....	09	1405	-9.5	-1.4	-4.1	-2.3	-1.3	0.1
Corrugated paperboard in sheets and rolls, lined and unlined.....	09	140551	-9.5	-1.4	-4.1	-2.3	-1.3	0.1
Paperboard, excluding corrugated paperboard in sheets and rolls.....	09	1411	-1.9	-1.0	-0.1	-0.6	0.0	-0.7
Recycled paperboard.....	09	141105	-7.5	-1.6	-0.6	-1.9	0.1	-2.2
Unbleached kraft packaging and industrial converting paperboard.....	09	141107	-0.5	-0.6	0.0	-0.4	0.0	-0.1
Bleached packaging and industrial converting paperboard.....	09	141112	2.9	0.0	0.0	0.0	0.0	0.0
Converted paper and paperboard products.....	09	15	4.3	0.1	-0.5	0.0	0.3	-0.2
Sanitary paper products, including stock.....	09	1501	8.0	0.4	0.0	0.0	0.3	-0.4
Sanitary paper products, including stock.....	09	150123	8.0	0.4	0.0	0.0	0.3	-0.4
Sanitary tissue paper products, made in paper mills.....	09	1501233	7.4	0.3	0.3	0.1	0.4	-0.7
Disposable diapers and similar disposable products, purchased sanitary paper stock and wadding.....	09	1501234	4.3	0.0	0.0	0.0	0.0	0.0
Sanitary tissue paper products, made from purchased sanitary paper stock or wadding.....	09	1501235	13.8	1.0	-0.4	-0.2	0.1	0.0
Paper, plastic, and foil bags.....	09	1502	1.3	-0.1	0.1	1.0	-0.1	0.0
Uncoated single-web paper grocers' bags and sacks and variety and shopping bags.....	09	150214	17.9	0.0	0.0	12.7	1.7	0.0
Specialty bags, pouches and liners.....	09	150216	-0.1	-0.1	0.2	0.2	-0.3	0.0
Plastics, foil, and coated paper bags.....	09	1502161	4.7	-0.1	0.0	-0.1	0.0	0.1
Specialty bags, pouches, and liners, multiweb laminations and foil, except film-film.....	09	15021612	4.7	-0.2	0.0	-0.3	0.0	0.3
Single-web film specialty bags, pouches, and liners.....	09	1502162	-0.7	-0.1	0.2	0.2	-0.3	0.0
Polyethylene grocery and variety bags and pouches.....	09	15021621	-3.2	0.1	-0.6	0.1	-2.4	0.0
Polyethylene refuse bags.....	09	15021622	-6.5	-0.8	0.3	0.6	0.7	0.0
Other polyethylene bags, pouches, and liners.....	09	15021625	5.8	0.2	0.8	0.3	0.1	-0.1
Coextruded single-web film specialty bags, pouches, & liners.....	09	15021626	-1.6	-0.4	0.0	0.0	0.0	0.0
Multiweb film/film combination specialty bags, pouches and liners.....	09	1502163	-0.1	0.3	-0.7	-0.4	-0.3	0.0
Paper boxes and containers.....	09	1503	3.0	-0.3	-0.8	-0.5	0.7	-0.3
Corrugated shipping containers.....	09	150301	-2.7	-0.6	-1.3	-1.3	-0.1	-0.5
Corrugated shipping containers for food and beverages and carryout boxes for retail food.....	09	1503011	-0.3	-0.8	-0.4	-1.5	0.0	0.1
Corrugated shipping containers for paper and allied products.....	09	1503012	-6.1	-0.9	-3.9	-0.7	-0.4	-0.1
Corrugated shipping containers for metal and electrical machinery.....	09	1503013	1.4	-0.3	0.0	-0.6	0.0	-0.6
Corrugated shipping containers for all other end uses.....	09	1503014	-4.3	-0.4	-1.5	-1.4	0.0	-1.2
Setup (rigid) paperboard boxes.....	09	150322	19.8	4.4	0.5	-0.1	0.2	0.2
Folding paperboard boxes, packaging, and packaging components.....	09	150336	14.2	0.3	0.1	1.1	2.1	0.0
Folding paperboard boxes, packaging, and packaging components.....	09	15033601	14.2	0.3	0.1	1.1	2.1	0.0
Paperboard fiber drums with ends of any material.....	09	150337	-1.2	-3.0	0.0	-0.4	0.3	0.1
Other corrugated and solid fiber products, including containers, pallets, pads, etc.....	09	1504	-1.8	-1.1	-0.4	-0.5	0.0	0.0
Other corrugated and solid fiber products, including containers, pallets, pads, etc.....	09	150441	-1.8	-1.1	-0.4	-0.5	0.0	0.0
Office supplies and accessories.....	09	1506	8.7	1.2	-1.6	1.3	-0.9	0.1
Envelopes.....	09	150636	1.7	-0.7	-0.6	0.3	0.0	-0.9
Die-cut paper and paperboard office supplies.....	09	150646	16.9	0.0	0.0	0.0	0.0	0.0
Paper supplies for business machines and other misc. unprinted office supplies.....	09	150655	11.6	4.8	-5.5	5.8	-4.0	0.5
Tablets, pads, and related products.....	09	150657	14.4	0.8	0.1	0.0	0.0	2.6
Fiber cans, tubes, and similar fiber products.....	09	1507	4.6	1.4	-1.6	1.0	0.1	-0.1
Fiber cans, all fiber and composite.....	09	150731	6.3	4.4	-4.1	3.3	0.6	0.1
Fiber cores and tubes.....	09	150732	3.9	0.0	-0.3	0.0	-0.1	-0.2
Paperboard cones, reels, spools, bobbins, blocks, and all vulcanized fiber products.....	09	150733	0.8	0.0	0.0	0.0	0.0	0.0

See footnotes at end of table.

Table 7. Producer price index percentage changes for commodity and service groupings and individual items, not seasonally adjusted — Continued
 [June 2023]

Title	Commodity code		Unadjusted 12-month percent change ¹	Unadjusted 1-month percent change ¹				
	Group code	Item code		June 2022 to June 2023 ^P	Jan. to Feb.	Feb. to Mar. ^P	Mar. to Apr. ^P	Apr. to May ^P
Molded pulp goods, including egg cartons, florists pots, food trays, etc.	09	1508	7.5	-0.5	1.0	0.7	-0.7	0.3
Molded pulp goods, including egg cartons, florists pots, food trays, etc.	09	150814	7.5	-0.5	1.0	0.7	-0.7	0.3
Miscellaneous converted paper and paperboard products.	09	1509	2.7	2.0	-0.3	0.0	-0.4	0.0
Pasted, lined, laminated, or surface-coated paperboard.	09	150901	0.0	0.0	0.0	0.0	0.0	0.0
Wallcoverings.	09	150902	0.0	0.0	0.0	0.0	0.0	0.0
Other sanitary paper products & misc. converted paper & paperboard products.	09	150999	3.5	2.5	-0.3	0.0	-0.5	0.0
Miscellaneous converted paper and paperboard products.	09	1509992	4.9	3.8	-0.5	-0.1	-0.7	0.0
Pressure-sensitive products.	09	16	4.1	0.0	-0.2	-1.1	0.4	0.2
Pressure-sensitive products.	09	1601	4.1	0.0	-0.2	-1.1	0.4	0.2
Pressure-sensitive products.	09	160101	4.1	0.0	-0.2	-1.1	0.4	0.2
Building paper & building board mill prods.	09	2	-21.2	-0.8	0.8	2.1	6.1	0.4
Hardboard, particleboard & fiberboard prods.	09	22	-21.2	-0.8	0.8	2.1	6.1	0.4
Particleboard and fiberboard.	09	2201	-23.4	-0.8	0.7	2.2	6.4	0.5
Particleboard made from particleboard produced at the same location.	09	220125	-9.3	-2.4	-2.3	-0.8	-1.2	0.0
Prefinished particleboard and medium density fiberboard (MDF) made from purchased materials.	09	220141	-8.3	0.6	-1.3	-5.2	-3.7	0.0
Hardboard products.	09	2202	2.0	0.0	0.9	0.0	-0.8	0.0
Hardboard products.	09	220206	2.0	0.0	0.9	0.0	-0.8	0.0
Publications, printed matter and printing material.	09	4	5.5	0.2	0.4	-0.2	0.0	0.0
Books printing.	09	44	12.1	1.2	0.9	0.8	-0.3	0.0
Books printing.	09	4401	12.1	1.2	0.9	0.8	-0.3	0.0
Books printing.	09	440114	12.1	1.2	0.9	0.8	-0.3	0.0
Textbook printing and binding.	09	4401141	2.9	0.0	-0.1	0.0	-0.9	0.0
Technical, scientific, & professional book printing & binding.	09	4401143	3.4	0.0	0.0	0.2	-0.4	0.0
Religious book printing and binding.	09	4401145	10.5	0.0	0.2	0.6	-0.4	0.0
General book (trade, etc.) printing and binding.	09	4401147	26.9	3.1	2.3	1.8	0.0	0.0
Other book and pamphlet printing and binding.	09	440114E	3.7	0.0	0.3	0.0	0.0	0.0
Manifold business forms printing.	09	45	0.1	0.0	0.0	0.0	0.0	0.0
Manifold business forms printing.	09	4501	0.1	0.0	0.0	0.0	0.0	0.0
Manifold business forms printing, excluding checkbooks.	09	450105	0.1	0.0	0.0	0.0	0.0	0.0
Commercial printing.	09	47	5.6	0.1	0.4	-0.3	0.0	0.0
Magazine and periodical printing.	09	4701	5.2	0.0	0.1	-0.9	0.0	0.0
Magazine and periodical printing (lithographic).	09	470102	5.2	0.0	0.1	-0.9	0.0	0.0
Label and wrapper printing for packaging.	09	4702	5.5	0.0	1.9	-0.5	-0.2	0.0
Label and wrapper printing (lithographic).	09	470202	2.3	0.0	0.1	-2.0	0.0	0.0
Label and wrapper printing (flexographic).	09	470205	6.0	0.0	2.9	0.0	0.0	0.0
Catalog and directory printing.	09	4703	5.4	0.0	0.0	-0.9	0.0	0.0
Catalog and directory printing (lithographic).	09	470302	5.4	0.0	0.0	-0.9	0.0	0.0
Advertising printing.	09	4705	2.9	-0.1	0.0	-0.3	0.1	0.0
Advertising printing (lithographic).	09	470506	3.5	0.0	0.0	-0.2	0.1	0.0
Other general job printing.	09	4706	6.6	0.4	0.0	0.0	0.0	0.0
Quick printing.	09	470604	3.9	3.3	0.0	0.0	0.0	0.0
Other commercial and general job printing.	09	470609	8.0	0.0	0.0	0.1	0.0	0.0
Other commercial and general job printing (lithographic).	09	4706091	8.3	0.0	0.0	0.1	0.0	0.0
All other commercial and general job printing.	09	4706094	0.0	0.0	0.0	0.0	0.0	0.0
Other commercial printing, incl. screen, engraving, digital, & general job exc. labels/wrappers.	09	4711	7.5	0.2	0.1	-0.2	0.0	0.0
Commercial screen printing, excluding on garments, apparel accessories, & other fabric articles.	09	471101	9.9	0.0	0.2	0.0	0.0	0.0
Screen printing (excluding on textiles, apparel, apparel accessories, and labels).	09	4711012	9.9	0.0	0.2	0.0	0.0	0.0
Other commercial and general job screen printing.	09	47110123	2.9	0.0	0.5	0.0	0.0	0.0
Digital printing.	09	471103	7.8	0.3	0.1	-0.2	0.0	0.0
Blankbooks, binders, and bookbinding work.	09	48	4.0	0.7	0.0	-0.1	-0.1	0.4
Tradebinding and related work.	09	4802	4.7	1.2	0.0	-0.2	-0.2	0.7
Miscellaneous binding and postpress work, incl collating, perforating, folding, gluing, etc.	09	480203	0.9	0.8	-0.1	-0.2	-0.3	-0.1
Softcover, pamphlet, sample book, and other binding of books and materials printed elsewhere.	09	480204	11.9	2.2	0.0	-0.3	-0.4	2.1
Services for the printing trade.	09	49	0.0	0.0	0.0	0.0	0.0	0.0
Prepress services, including platemaking.	09	4905	0.0	0.0	0.0	0.0	0.0	0.0
Prepress services, excl platemaking (incl film, assembled flats, color sep., typesetting, etc.).	09	490501	0.0	0.0	0.0	0.0	0.0	0.0

See footnotes at end of table.

Table 7. Producer price index percentage changes for commodity and service groupings and individual items, not seasonally adjusted — Continued
[June 2023]

Title	Commodity code		Unadjusted 12-month percent change ¹	Unadjusted 1-month percent change ¹				
	Group code	Item code		June 2022 to June 2023 ^P	Jan. to Feb.	Feb. to Mar. ^P	Mar. to Apr. ^P	Apr. to May ^P
Printing plates and cylinders, prepared for printing (excl blank plates and blank cylinders).....	09	490502	0.0	0.0	0.0	0.0	0.0	0.0
Metals and metal products.....	10	—	-7.5	0.6	0.9	0.8	0.5	-1.3
Iron and steel.....	10	1	-16.2	2.8	2.4	2.0	2.0	-2.5
Iron ores.....	10	11	-7.2	1.0	-0.5	-1.3	-11.1	0.0
Iron ores.....	10	1105	-7.2	1.0	-0.5	-1.3	-11.1	0.0
Iron ores.....	10	110555	-7.2	1.0	-0.5	-1.3	-11.1	0.0
Iron and steel scrap.....	10	12	-20.6	6.2	9.6	-2.3	-5.9	-11.7
Carbon steel scrap.....	10	1211	-20.2	6.4	11.2	-2.1	-6.2	-11.8
Heavy melting scrap.....	10	121191	-21.9	10.2	5.8	-1.7	-9.6	-9.2
Carbon steel scrap bundles.....	10	121192	-24.5	8.3	19.6	1.7	-3.6	-11.0
Shredded carbon steel scrap.....	10	121193	-19.6	7.5	10.2	-1.8	-2.6	-13.6
Cut plate and structural scrap.....	10	121194	-11.3	6.4	9.0	-3.2	-9.0	-8.5
Other carbon steel scrap.....	10	121195	—	-15.6	32.8	-9.0	-21.3	—
Stainless and other alloy steel scrap.....	10	1212	-24.7	4.3	-8.6	-0.9	-0.5	-11.2
Stainless and other alloy steel scrap.....	10	121208	-24.7	4.3	-8.6	-0.9	-0.5	-11.2
Cast iron scrap.....	10	1213	-25.9	7.7	3.1	-8.0	-7.3	-10.9
Cast iron scrap.....	10	121308	-25.9	7.7	3.1	-8.0	-7.3	-10.9
Other ferrous scrap.....	10	1215	-12.2	3.6	16.6	-9.1	-4.2	-7.9
Other ferrous scrap.....	10	121501	-12.2	3.6	16.6	-9.1	-4.2	-7.9
Foundry and forge shop products.....	10	15	1.8	0.6	0.1	1.0	-0.2	-0.3
Pressure and soil pipe & fittings, cast iron.....	10	1502	3.3	0.5	0.3	0.4	-0.1	0.0
Pressure pipe & fittings, cast iron.....	10	15021	4.4	0.8	0.4	0.6	-0.1	0.0
Pressure pipe & fittings, ductile iron.....	10	150211	2.2	0.7	0.3	0.6	0.0	0.0
Other gray and ductile iron castings.....	10	1504	3.1	0.7	0.2	0.8	0.0	-0.1
Ductile iron castings (excluding pressure pipe & fittings).....	10	150413	2.7	0.5	0.0	0.6	0.2	0.1
Ductile iron castings for automotive uses.....	10	1504131	1.4	1.4	-0.2	0.1	0.2	0.2
Ductile iron castings for all other uses.....	10	1504132	3.7	0.1	0.2	0.8	0.3	-0.1
Gray iron castings (excluding soil & pressure pipe & fittings).....	10	150419	3.7	0.9	0.4	1.1	-0.4	-0.3
Steel investment castings.....	10	1506	2.6	0.5	0.0	0.0	0.0	0.0
Steel investment castings.....	10	150624	2.6	0.5	0.0	0.0	0.0	0.0
Carbon steel castings, except investment.....	10	1507	4.1	0.4	0.0	1.3	0.0	0.3
Carbon steel castings, except investment.....	10	150701	4.1	0.4	0.0	1.3	0.0	0.3
High alloy steel castings, excluding investment.....	10	1508	8.3	0.1	0.0	0.0	0.0	0.0
High alloy steel castings, excluding investment.....	10	150801	8.3	0.1	0.0	0.0	0.0	0.0
Other alloy steel castings, except investment.....	10	1509	5.2	0.0	0.1	0.9	0.2	0.8
Other alloy steel castings, except investment.....	10	150901	5.2	0.0	0.1	0.9	0.2	0.8
Other forge shop products.....	10	1513	-1.3	0.9	-0.1	1.9	-0.5	-0.8
Closed die forgings, ferrous.....	10	151359	-0.4	0.6	0.3	2.6	-0.7	-0.8
Hot impression die impact, press and upset steel forgings.....	10	15135912	-1.5	0.7	0.4	2.9	-0.7	-0.8
Hot impression die impact, press, and upset carbon steel forgings.....	10	151359121	—	0.7	0.0	—	—	—
Hot impression die impact, press, & upset alloy steel forgings, except stainless and high temp.....	10	151359122	-2.5	0.8	0.8	1.6	-2.0	-1.9
Steel mill products.....	10	17	-18.0	2.3	0.9	3.6	5.1	-0.6
Semifinished steel mill products.....	10	1702	-13.1	1.1	0.9	2.2	-1.3	-1.6
Hot rolled steel bars, plates, and structural shapes.....	10	1704	-10.8	0.7	-0.6	1.4	2.4	-0.5
Hot rolled steel bars, plates, & structural shapes, alloy.....	10	170406	-5.0	—	2.1	4.9	0.0	-1.0
Hot rolled steel bars, plates, and structural shapes, carbon.....	10	170410	-11.5	0.6	-0.9	1.3	2.6	-0.5
Steel wire.....	10	1705	-3.6	-0.8	0.1	1.4	0.1	-0.8
Steel wire, carbon.....	10	170501	-11.7	-1.6	-0.5	0.6	0.5	-0.6
Steel wire, stainless steel.....	10	170502	14.6	0.0	0.0	0.0	0.0	0.0
Steel pipe and tube.....	10	1706	-20.0	-4.7	-0.1	-0.5	0.6	-5.0
Steel pipe and tube, carbon.....	10	170652	-20.9	-4.7	0.3	-0.2	2.2	-5.8
Steel pipe and tube, stainless steel.....	10	170674	-11.8	-0.1	-0.9	0.3	-2.3	-1.1
Cold rolled steel sheet and strip.....	10	1707	-27.3	3.2	3.1	11.1	5.1	3.2
Cold rolled steel sheet and strip.....	10	170710	-27.3	3.2	3.1	11.1	5.1	3.2
Cold finished steel bars and bar shapes.....	10	1708	-5.6	1.3	0.3	-4.7	1.9	-1.0
Cold finished steel bars and bar shapes.....	10	170810	-5.6	1.3	0.3	-4.7	1.9	-1.0
Electrometallurgical ferroalloy products.....	10	1712	-30.6	-5.7	0.0	1.1	-0.6	-4.4
Electrometallurgical ferroalloy products.....	10	171201	-30.6	-5.7	0.0	1.1	-0.6	-4.4
Nonferrous metals.....	10	2	-6.9	-1.2	-0.1	-0.1	-0.3	-2.4
Nonferrous metal ores.....	10	21	-6.0	-5.0	4.0	0.6	-1.4	-4.4
Other metal ores.....	10	2112	—	1.4	11.8	2.8	—	—

See footnotes at end of table.

Table 7. Producer price index percentage changes for commodity and service groupings and individual items, not seasonally adjusted — Continued
[June 2023]

Title	Commodity code		Unadjusted 12-month percent change ¹	Unadjusted 1-month percent change ¹				
	Group code	Item code		June 2022 to June 2023 ^P	Jan. to Feb.	Feb. to Mar. ^P	Mar. to Apr. ^P	Apr. to May ^P
Other metal ores.....	10	211201	-	1.4	11.8	2.8	-	-
Primary nonferrous metals.....	10	22	-4.5	1.5	-5.2	0.9	4.4	-0.3
Primary nonferrous metals.....	10	2201	-4.5	1.5	-5.2	0.9	4.4	-0.3
Copper cathode and refined copper.....	10	220131	-	-0.6	0.0	-	-	-
Other nonferrous metals, unalloyed.....	10	220181	-	3.2	-8.3	1.9	5.0	-
Nonferrous scrap.....	10	23	-14.5	-2.5	-2.1	-0.1	0.1	-3.4
Copper base scrap.....	10	2301	-4.3	0.9	0.2	-0.3	-3.8	0.3
No. 1 copper scrap, including wire.....	10	230101	-5.6	0.5	0.2	-1.3	-3.2	0.1
No. 2 copper scrap, including wire.....	10	230102	-3.8	-0.1	0.4	0.5	-4.2	-0.1
Yellow brass scrap.....	10	230103	-7.0	3.1	0.3	2.0	-4.9	1.0
Aluminum base scrap.....	10	2302	-24.4	0.7	-3.1	-0.5	-2.0	-0.8
Used beverage can scrap.....	10	230205	-19.6	8.9	-0.1	-4.1	-4.9	-1.3
Other old aluminum base scrap.....	10	230206	-	2.4	-	-	-	-
Other nonferrous scrap (including lead, zinc and precious metals).....	10	2303	-12.2	-8.6	-3.6	0.3	6.1	-9.2
Other nonferrous scrap (including lead, zinc and precious metals).....	10	230309	-12.2	-8.6	-3.6	0.3	6.1	-9.2
Secondary nonferrous metals.....	10	24	-5.9	0.6	0.3	-0.4	-0.6	-2.8
Secondary aluminum.....	10	2402	-14.4	2.0	-0.2	-2.2	-0.7	-1.4
Secondary aluminum.....	10	240229	-14.4	2.0	-0.2	-2.2	-0.7	-1.4
Secondary copper, alloyed and unalloyed.....	10	2403	-7.8	1.2	-0.1	2.0	0.4	-1.3
Secondary copper, alloyed and unalloyed.....	10	240339	-7.8	1.2	-0.1	2.0	0.4	-1.3
Secondary precious metals.....	10	2406	11.1	-1.9	3.1	5.0	0.8	-3.1
Secondary precious metals.....	10	240669	11.1	-1.9	3.1	5.0	0.8	-3.1
All other miscellaneous secondary nonferrous metals, including lead and zinc.....	10	2408	-12.6	-1.0	-1.1	-2.8	-2.7	-7.1
All other miscellaneous secondary nonferrous metals, including lead and zinc.....	10	240801	-	-1.0	-1.1	-2.8	-2.7	-7.1
Nonferrous mill shapes.....	10	25	-7.6	1.6	0.1	-1.1	-0.2	-1.6
Aluminum mill shapes.....	10	2501	-10.7	1.7	0.0	-1.8	0.6	-1.3
Aluminum sheet and strip.....	10	250105	-16.3	0.3	0.1	-2.3	1.2	-2.2
Extruded aluminum shapes, including rod, bar, and wire.....	10	250162	-8.1	3.5	-0.4	-2.0	0.1	-0.8
Copper and brass mill shapes.....	10	2502	-8.5	2.0	0.1	-0.9	-2.1	-3.1
Copper and copper alloy sheet, strip and plate.....	10	250237	-	2.0	-1.4	-0.3	-1.3	-
Copper and copper alloy rod, bar and shapes.....	10	250238	-11.1	1.3	0.0	-0.9	-2.5	-3.3
Copper and copper alloy pipe and tube.....	10	250239	-7.6	3.6	1.7	-1.4	-1.7	-4.5
Nickel and nickel-base alloy mill shapes.....	10	2504	4.0	1.6	0.3	3.7	-2.2	-0.8
Nickel and nickel-base alloy mill shapes.....	10	250466	4.0	1.6	0.3	3.7	-2.2	-0.8
Titanium and titanium-base alloy mill shapes.....	10	2505	13.2	0.0	1.4	0.3	-0.6	0.0
Titanium and titanium-base alloy mill shapes.....	10	250505	13.2	0.0	1.4	0.3	-0.6	0.0
Other nonferrous mill shapes.....	10	2519	3.0	1.2	-0.9	0.0	3.0	0.1
All other nonferrous metal mill shapes, except precious metal.....	10	251935	2.1	2.2	-1.2	-1.1	4.3	0.2
Nonferrous wire and cable.....	10	26	-3.4	-2.8	-0.8	0.0	-1.8	-1.8
Nonferrous wire and cable.....	10	2603	-3.4	-2.8	-0.8	0.0	-1.8	-1.8
Electronic wire and cable.....	10	260301	1.8	1.6	-0.2	0.1	-0.2	-1.5
Copper wire and cable.....	10	260314	-7.3	2.4	-1.2	-0.7	-3.2	-3.3
Power wire and cable.....	10	260332	18.5	2.4	-0.2	0.6	-0.2	1.1
Fiber optic cable.....	10	260333	12.8	0.0	0.0	0.9	0.3	0.0
Other wire and cable.....	10	260398	3.2	1.0	0.9	0.0	1.1	-0.4
Nonferrous forge shop products.....	10	27	3.1	3.2	0.0	0.3	1.2	0.0
Nonferrous forge shop products.....	10	2701	3.1	3.2	0.0	0.3	1.2	0.0
Nonferrous forge shop products.....	10	270111	3.1	3.2	0.0	0.3	1.2	0.0
Hot impression die, impact, press and upset aluminum and other nonferrous forgings.....	10	27011111	3.5	3.5	0.0	0.3	1.4	0.0
Hot impression die, impact, press and upset aluminum and aluminum alloy forgings.....	10	270111111	-4.6	0.2	0.0	0.6	0.0	0.0
Hot impression die, impact, press and upset titanium and titanium alloy forgings.....	10	270111112	12.5	8.2	0.0	0.0	3.3	0.0
Other nonferrous hot impression die impact, press, and upset forgings.....	10	270111113	11.9	3.3	0.0	0.0	0.0	0.0
Nonferrous foundry shop products.....	10	28	4.2	0.9	-0.2	1.5	0.0	-0.5
Aluminum castings.....	10	2802	4.1	0.7	-0.3	0.2	0.1	-0.1
Aluminum die-castings.....	10	280207	1.0	0.8	-0.9	0.5	-0.3	-0.2
Aluminum castings, excluding die-castings.....	10	280208	10.3	0.5	0.7	-0.2	0.6	0.0
Castings, nonferrous (except aluminum).....	10	2807	4.6	1.4	0.0	4.2	-0.2	-1.4
Castings, nonferrous (except aluminum).....	10	280701	4.6	1.4	0.0	4.2	-0.2	-1.4
Nonferrous die-castings (except aluminum).....	10	2807011	-3.7	0.1	0.0	-0.4	-0.5	-1.1

See footnotes at end of table.

Table 7. Producer price index percentage changes for commodity and service groupings and individual items, not seasonally adjusted — Continued
[June 2023]

Title	Commodity code		Unadjusted 12-month percent change ¹	Unadjusted 1-month percent change ¹				
	Group code	Item code		June 2022 to June 2023 ^P	Jan. to Feb.	Feb. to Mar. ^P	Mar. to Apr. ^P	Apr. to May ^P
Copper base castings (excluding die-castings).....	10	2807013	-1.5	0.9	0.0	-0.3	0.0	-2.8
Metal containers.....	10	3	-3.4	-0.3	-0.3	0.2	0.3	-0.2
Metal cans and can components.....	10	31	-3.0	0.0	-0.4	0.2	0.0	-0.2
Steel cans and tinware end products.....	10	3102	—	0.0	-0.9	0.0	0.0	—
Steel cans and tinware end products.....	10	310231	—	0.0	-0.9	0.0	0.0	—
Aluminum cans and can components.....	10	3103	-5.9	0.0	0.0	0.4	0.0	-0.3
Aluminum cans and can components.....	10	310331	-5.9	0.0	0.0	0.4	0.0	-0.3
Barrels, drums, pails and other metal containers.....	10	32	-4.8	-1.9	-0.2	0.1	1.5	-0.2
Barrels, drums, pails and other metal containers.....	10	3201	-4.8	-1.9	-0.2	0.1	1.5	-0.2
Steel shipping barrels and drums (excl. beer barrels) (more than 12-gallon capacity).....	10	320106	-11.0	-4.6	0.0	0.3	5.1	-0.8
All other metal containers.....	10	320107	-2.2	0.0	-0.3	0.0	0.0	0.0
Hardware.....	10	4	4.1	0.1	0.2	0.0	0.0	0.2
Hardware, n.e.c.....	10	41	3.3	-0.6	0.2	-0.4	0.0	0.0
Builders' hardware.....	10	4101	4.6	-1.6	0.0	0.1	0.0	0.0
Builders' hardware (lock units, key blanks, door & window hardware, cabinet hardware, etc.).....	10	410104	4.6	-1.6	0.0	0.1	0.0	0.0
Transportation equipment hardware.....	10	4103	4.7	0.8	0.7	-0.8	0.0	0.0
Motor vehicle hardware.....	10	410311	4.1	0.0	0.0	0.1	0.0	0.0
Other transportation equipment hardware, incl. marine & aircraft (excl. motor vehicle hardware).....	10	410341	8.6	—	—	—	0.0	0.0
Furniture hardware.....	10	4104	-3.9	-0.2	-0.5	-0.2	-0.4	-0.5
Furniture hardware.....	10	410411	-3.9	-0.2	-0.5	-0.2	-0.4	-0.5
Other miscellaneous hardware.....	10	4105	-1.0	0.7	0.0	-2.1	-0.1	0.0
Other miscellaneous hardware.....	10	410502	-1.0	0.7	0.0	-2.1	-0.1	0.0
Hand and edge tools.....	10	42	6.0	1.6	0.1	1.0	0.1	0.7
Hand and edge tools.....	10	4201	6.0	1.6	0.1	1.0	0.1	0.7
Mechanics hand service tools.....	10	420135	4.4	0.3	0.3	0.3	0.5	-0.1
Edge tools, hand operated.....	10	420145	9.0	1.6	0.0	4.9	0.0	0.0
All other misc handtools, including cutting dies, machine & power-driven (except metal cutting).....	10	420155	3.7	2.8	0.0	0.5	0.0	0.0
Plumbing fixtures and fittings.....	10	5	2.3	-0.1	0.3	-0.5	0.5	0.1
Plumbing fixture fittings and trim.....	10	54	2.9	0.0	0.0	0.0	0.1	0.0
Plumbing fixtures, fittings, and trim.....	10	5402	2.9	0.0	0.0	0.0	0.1	0.0
Lavatory and sink fittings.....	10	540218	6.4	0.0	0.0	0.0	0.5	0.0
Miscellaneous plumbing fixtures, fittings, and trim.....	10	540223	0.2	0.0	0.0	0.0	0.0	0.0
Enameled iron & metal sanitary ware.....	10	56	0.5	-0.6	2.5	-3.7	3.5	0.5
Enameled iron and metal sanitary ware.....	10	5601	0.5	-0.6	2.5	-3.7	3.5	0.5
Enameled iron and metal sanitary ware.....	10	560102	0.5	-0.6	2.5	-3.7	3.5	0.5
Heating equipment.....	10	6	6.3	-0.1	1.1	0.3	-0.4	0.8
Steam and hot water equipment.....	10	61	10.4	0.0	2.9	0.0	0.0	0.0
Steam and hot water equipment.....	10	6101	10.4	0.0	2.9	0.0	0.0	0.0
Cast iron heating boilers, radiators and convectors.....	10	610106	11.0	0.0	3.8	0.0	0.0	0.0
Furnaces and heaters, including parts.....	10	62	4.2	-0.9	1.6	0.5	-1.0	1.9
Furnaces and heaters, including parts.....	10	6201	4.2	-0.9	1.6	0.5	-1.0	1.9
Furnaces and heaters, including parts.....	10	620146	4.2	-0.9	1.6	0.5	-1.0	1.9
Warm air furnaces, including parts.....	10	6201461	3.6	-1.3	2.2	0.7	-1.4	2.7
Warm air furnaces.....	10	62014611	4.7	-0.5	2.3	0.7	-1.4	2.8
Floor and wall furnaces, unit heaters, infrared heaters, & mechanical stokers, including parts.....	10	6201462	9.3	0.0	0.0	0.0	0.0	0.0
Other heating equipment, non-electric, including parts.....	10	63	12.8	0.8	0.9	0.3	0.0	0.2
Other heating equipment, non-electric, including parts.....	10	6301	12.8	0.8	0.9	0.3	0.0	0.2
Other heating equipment, non-electric, including parts.....	10	630161	12.8	0.8	0.9	0.3	0.0	0.2
Domestic heating stoves.....	10	64	10.2	0.6	0.0	0.0	0.0	0.0
Domestic heating stoves.....	10	6401	10.2	0.6	0.0	0.0	0.0	0.0
Domestic heating stoves.....	10	640141	10.2	0.6	0.0	0.0	0.0	0.0
Domestic water heaters.....	10	66	0.3	0.2	0.0	0.0	0.0	0.0
Domestic water heaters.....	10	6601	0.3	0.2	0.0	0.0	0.0	0.0
Household water heaters, electric, for permanent installation.....	10	660101	0.1	0.1	0.0	0.0	0.0	0.0
Household water heaters, except electric.....	10	660114	0.4	0.3	0.0	0.0	0.0	0.0
Fabricated structural metal products.....	10	7	-2.0	0.0	1.0	0.7	-0.3	0.1

See footnotes at end of table.

Table 7. Producer price index percentage changes for commodity and service groupings and individual items, not seasonally adjusted — Continued
[June 2023]

Title	Commodity code		Unadjusted 12-month percent change ¹	Unadjusted 1-month percent change ¹				
	Group code	Item code		June 2022 to June 2023 ^P	Jan. to Feb.	Feb. to Mar. ^P	Mar. to Apr. ^P	Apr. to May ^P
Metal doors, sash, and trim.....	10	71	0.8	0.7	0.0	0.5	0.0	0.0
Metal doors and frames (except storm).....	10	7102	1.7	0.4	0.0	0.8	0.0	0.0
Metal doors and frames (except storm).....	10	710209	1.7	0.4	0.0	0.8	0.0	0.0
Metal windows (except storm sash).....	10	7103	1.8	0.0	0.1	0.0	0.0	-0.1
Metal windows (except storm sash).....	10	710313	1.8	0.0	0.1	0.0	0.0	-0.1
Metal molding and trim and store fronts.....	10	7104	-8.3	0.0	0.0	0.0	0.0	-0.1
Metal molding and trim and store fronts.....	10	710413	-8.3	0.0	0.0	0.0	0.0	-0.1
Metal combination screen, storm sash, and storm doors.....	10	7105	14.0	11.9	0.0	0.0	0.0	0.0
Metal combination screen, storm sash, and storm doors.....	10	710515	14.0	11.9	0.0	0.0	0.0	0.0
Metal window and door screens (except combination screens) and metal weather strip.....	10	7107	0.0	0.0	0.0	0.0	0.0	-0.1
Metal window and door screens (except combination screens) and metal weather strip.....	10	710717	0.0	0.0	0.0	0.0	0.0	-0.1
Metal tanks.....	10	72	3.5	0.0	0.1	1.1	0.1	0.2
Metal tanks.....	10	7201	3.5	0.0	0.1	1.1	0.1	0.2
Metal tanks, heavy gauge, including field-erected.....	10	720123	3.5	0.0	0.1	1.1	0.1	0.2
Sheet metal products.....	10	73	0.6	-0.6	0.2	0.8	-0.7	1.5
Sheet metal products.....	10	7301	0.6	-0.6	0.2	0.8	-0.7	1.5
Sheet metal air-conditioning ducts and stove pipe.....	10	730120	1.1	0.0	-0.2	0.0	0.0	0.0
Sheet metal roofing and roof drainage equipment.....	10	730170	0.5	-0.7	1.3	-0.2	0.4	3.7
Sheet metal electronic enclosures.....	10	7301C	5.0	0.0	0.1	6.0	-3.4	0.2
Steel sheet metal computer & peripheral equipment enclosures.....	10	7301C1	7.4	0.0	0.1	14.3	-7.6	0.9
Aluminum sheet metal computer & peripheral equipment enclosures.....	10	7301C2	0.0	0.0	0.0	0.0	0.0	-0.1
Other sheet metal electronic enclosures (excl. computers).....	10	7301C3	4.0	-0.1	0.2	0.0	0.0	-0.5
Other sheet metal work.....	10	7301G	4.6	0.0	0.0	0.0	0.1	1.6
Aluminum and other sheet metal work.....	10	7301G3	0.3	0.1	0.0	0.0	0.2	0.6
Structural, architectural, and pre-engineered metal products.....	10	74	-5.8	-0.1	1.3	0.9	-0.4	-0.7
Fabricated structural metal.....	10	7405	-3.6	0.4	1.4	0.6	-0.2	-0.7
Fabricated structural metal bar joists and concrete reinforcing bars.....	10	74051	-5.2	0.6	2.3	0.3	0.0	-1.9
Fabricated structural iron & steel for industrial bldgs metal bar joists, short span.....	10	740510	-9.7	0.7	1.4	0.0	-0.2	0.0
Fabricated structural iron & steel for commercial, residential, institutional, & public bldgs.....	10	740514	-4.3	0.6	2.6	0.4	0.0	-2.4
Other fabricated structural metal, including for bridges.....	10	74055	-1.0	0.2	0.6	0.9	-0.4	0.2
Fabricated structural metal for bridges.....	10	740553	1.2	-6.8	-1.6	6.9	-4.8	2.1
Other fabricated structural iron and steel, aluminum, and other metals.....	10	740554	-1.6	0.9	0.8	0.4	0.0	0.1
Custom roll form products.....	10	7407	-20.3	-3.8	0.1	3.7	-2.2	-0.2
Custom roll form products.....	10	740775	-20.3	-3.8	0.1	3.7	-2.2	-0.2
Ornamental and architectural metal work.....	10	7408	-1.4	0.0	0.0	-0.1	0.1	-0.2
Iron, steel, and aluminum stairs, staircases and fire escapes.....	10	740803	-1.4	0.0	0.3	0.2	0.3	-0.2
Steel and aluminum fences, gates (not wire), and railings and window guards.....	10	740813	1.3	0.0	-1.0	0.2	0.0	-0.1
Other architectural and ornamental metal work.....	10	74082	-6.0	0.0	0.1	0.0	0.0	0.0
Other aluminum and metal architectural and ornamental work.....	10	740821	1.8	0.0	0.1	0.0	0.0	0.0
Other iron and steel architectural and ornamental work.....	10	740822	-	0.0	-	-	-	-
Metal stalls and corrals.....	10	740824	-	0.0	0.0	-	-	-
Fabricated metal pipe, tube, and fittings.....	10	7411	-2.3	1.2	5.1	0.8	-0.3	-1.7
Fabricated metal pipe, tube, and fittings.....	10	741151	-2.3	1.2	5.1	0.8	-0.3	-1.7
Heat exchangers and steam condensers.....	10	75	5.1	0.0	0.0	-0.1	0.0	0.0
Heat exchangers and steam condensers.....	10	7501	5.1	0.0	0.0	-0.1	0.0	0.0
Heat exchangers and steam condensers (except for nuclear applications).....	10	750103	6.0	0.0	-0.2	-0.2	0.0	0.0
Steel power boilers, parts and attachments (excl. nuclear applications).....	10	750106	-	-	-	-	-	-
Fabricated steel plate.....	10	76	-	0.0	-0.2	0.0	0.0	-
Fabricated steel plate.....	10	7601	-	0.0	-0.2	0.0	0.0	-
Fabricated steel plate.....	10	760102	-	0.0	-0.2	0.0	0.0	-
Prefabricated metal buildings.....	10	79	0.7	0.6	4.9	0.1	-0.3	1.6
Prefabricated metal building systems (excl. farm service bldgs, residential bldgs, and parts).....	10	7901	2.6	0.7	7.0	0.5	0.0	0.0
Prefabricated metal building systems (excl. farm service bldgs, residential bldgs, and parts).....	10	790101	2.6	0.7	7.0	0.5	0.0	0.0
Industrial & commercial prefab metal building systems (excl farm svc bldgs, residential, parts).....	10	7901012	-	0.9	11.9	-	-	-
Farm service buildings and other prefabricated and portable buildings, steel and aluminum.....	10	7902	-5.0	0.9	0.2	-0.7	0.0	0.0

See footnotes at end of table.

Table 7. Producer price index percentage changes for commodity and service groupings and individual items, not seasonally adjusted — Continued
[June 2023]

Title	Commodity code		Unadjusted 12-month percent change ¹	Unadjusted 1-month percent change ¹				
	Group code	Item code		June 2022 to June 2023 ^P	Jan. to Feb.	Feb. to Mar. ^P	Mar. to Apr. ^P	Apr. to May ^P
Farm service buildings and other prefabricated and portable buildings, steel and aluminum.....	10	790201	-5.0	0.9	0.2	-0.7	0.0	0.0
Panels, parts, and sections for prefabricated buildings, steel and aluminum.....	10	7903	-2.3	-0.2	-0.3	-1.5	-2.1	11.4
Panels, parts, and sections for prefabricated buildings, steel and aluminum.....	10	790354	-2.3	-0.2	-0.3	-1.5	-2.1	11.4
Miscellaneous metal products.....	10	8	3.3	0.5	-0.1	0.2	0.0	0.3
Bolts, nuts, screws, rivets, and washers.....	10	81	7.5	1.7	0.3	0.4	0.3	0.6
Externally threaded fasteners, except aircraft types.....	10	8102	6.0	1.5	0.7	0.7	0.5	1.0
Hex bolts, including heavy, tap-and-joint.....	10	810206	4.2	0.7	-0.7	-0.3	2.2	0.6
Cap, set, machine, lag, flange, and self-locking screws, except aircraft types.....	10	810231	6.2	1.7	0.1	0.8	0.2	-0.1
Other metal bolts, incl. square, round, plow, high-strength structural, and bent.....	10	810262	13.0	4.3	4.1	2.1	2.9	0.0
Other externally threaded metal fasteners, including studs, except aircraft types.....	10	810263	3.7	0.6	0.6	0.4	-0.6	2.8
Internally threaded fasteners, except aircraft types.....	10	8103	7.5	0.0	-0.5	1.0	0.1	1.4
Internally threaded fasteners, except aircraft types.....	10	810312	7.5	0.0	-0.5	1.0	0.1	1.4
Nonthreaded metal fasteners, except aircraft types.....	10	8104	6.5	-0.9	0.0	0.0	0.4	0.2
Nonthreaded metal fasteners, except aircraft types.....	10	810424	6.5	-0.9	0.0	0.0	0.4	0.2
Aircraft fasteners, except plastics (including aerospace).....	10	8105	12.0	3.7	0.0	0.0	0.0	0.0
Aircraft fasteners, except plastics (including aerospace).....	10	810536	12.0	3.7	0.0	0.0	0.0	0.0
Formed products, except fasteners, made by cold-, warm-, or hot-heading processes.....	10	8106	0.1	0.0	0.0	0.0	0.0	0.0
Formed products, except fasteners, made by cold-, warm-, or hot-heading processes.....	10	810648	0.1	0.0	0.0	0.0	0.0	0.0
Lighting fixtures.....	10	83	4.2	0.1	1.5	0.0	0.5	0.2
Residential electric lighting fixtures, except portable.....	10	8302	1.1	0.2	0.0	0.1	0.0	0.0
Residential electric lighting fixtures, except portable.....	10	830225	1.1	0.2	0.0	0.1	0.0	0.0
Commercial, institutional and industrial electric lighting fixtures.....	10	8303	4.7	0.2	0.5	0.0	0.9	0.3
Commercial and institutional electric lighting fixtures, including parts and accessories.....	10	830302	3.7	0.2	0.3	0.0	1.1	0.4
Industrial electric lighting fixtures, including parts and accessories.....	10	830304	8.0	0.0	1.2	0.0	0.0	0.0
Other lighting equipment.....	10	8305	4.2	0.0	3.3	0.0	0.0	0.0
Outdoor lighting equipment (including parts and accessories).....	10	830522	1.6	0.0	0.0	0.0	0.0	0.0
All other miscellaneous electric and nonelectric lighting equipment, incl parts and accessories.....	10	830524	5.8	0.0	5.7	0.0	0.0	0.0
Ammunition, except for small arms.....	10	85	8.1	0.0	1.1	0.0	0.4	0.0
Ammunition, except for small arms.....	10	8501	8.1	0.0	1.1	0.0	0.4	0.0
Ammunition, except for small arms.....	10	850101	8.1	0.0	1.1	0.0	0.4	0.0
Ordnance and ordnance accessories, n.e.c.....	10	86	6.0	0.0	0.0	0.0	0.0	0.0
Ordnance and ordnance accessories, n.e.c.....	10	8601	6.0	0.0	0.0	0.0	0.0	0.0
Ordnance and ordnance accessories, n.e.c.....	10	860101	6.0	0.0	0.0	0.0	0.0	0.0
Fabricated ferrous wire products.....	10	88	-6.4	-2.9	-0.6	0.3	0.0	-0.9
Ferrous wire rope, cable, forms and strand.....	10	8801	-16.6	-8.5	-2.8	0.7	0.0	-1.3
Ferrous wire rope, cable, forms and strand.....	10	880101	-16.6	-8.5	-2.8	0.7	0.0	-1.3
Ferrous wire cloth, other woven wire products.....	10	8807	2.5	1.1	0.0	0.0	0.0	-1.0
Ferrous wire cloth, other woven wire products.....	10	880701	2.5	1.1	0.0	0.0	0.0	-1.0
Other fabricated ferrous wire products.....	10	8809	-2.0	-1.3	0.5	0.3	0.0	-0.7
Steel fencing and fence gates.....	10	880993	-9.6	0.2	-0.3	-0.7	-0.1	0.8
Other fabricated ferrous wire products, n.e.c.....	10	880996	-0.5	-1.5	0.7	0.4	0.0	-1.0
Steel nails, staples, tacks, spikes and brads.....	10	8812	-9.6	0.1	-6.2	0.0	0.0	0.0
Steel nails, staples, tacks, spikes and brads.....	10	881201	-9.6	0.1	-6.2	0.0	0.0	0.0
Other miscellaneous metal products.....	10	89	3.7	0.9	-0.3	0.1	-0.1	0.4
Wire springs.....	10	8904	11.1	-0.5	2.1	-0.1	0.0	-0.1
Precision mechanical wire springs.....	10	890424	13.4	-0.3	6.9	-0.3	-0.1	-0.3
Precision mechanical extension- and torsion-type wire springs.....	10	8904241	5.8	-0.6	-0.4	-0.2	0.0	-0.7
Precision mechanical compression-type springs.....	10	8904242	19.1	0.0	12.1	-0.3	-0.1	0.0
Other metal products.....	10	8905	2.9	0.9	-0.5	0.2	0.0	0.5
Automotive job stampings.....	10	890507	3.1	-0.4	-1.2	0.2	0.0	0.9
Precision turned products, automotive.....	10	890521	7.3	5.1	0.0	0.0	0.0	2.7
Precision turned products, except automotive.....	10	890522	10.1	3.7	0.0	0.1	0.0	0.4
Metal powders, paste, and flake.....	10	890564	-6.5	0.7	-0.7	1.0	-0.1	-2.1
Powder metallurgy parts, except bearings, gears, etc.....	10	890571	-	2.1	0.1	0.9	-	-
Other fabricated metal products.....	10	890589	-2.1	-0.9	0.9	-0.3	-0.2	-0.4
Metal stampings n.e.c.....	10	8907	0.3	2.2	-0.1	-0.1	-0.1	0.0

See footnotes at end of table.

Table 7. Producer price index percentage changes for commodity and service groupings and individual items, not seasonally adjusted — Continued
[June 2023]

Title	Commodity code		Unadjusted 12-month percent change ¹	Unadjusted 1-month percent change ¹				
	Group code	Item code		June 2022 to June 2023 ^P	Jan. to Feb.	Feb. to Mar. ^P	Mar. to Apr. ^P	Apr. to May ^P
Metal job stampings, except automotive.....	10	890701	-1.5	0.9	-0.2	-0.2	-0.2	0.0
Recreational vehicle metal job stamping.....	10	8907011	—	0.0	-2.2	-2.5	—	—
Motor and generator metal job stamping.....	10	8907012	-4.6	0.0	3.7	0.4	0.0	0.0
Other metal job stampings.....	10	8907013	2.4	-0.1	0.0	0.2	-0.3	0.0
Metal foil and leaf.....	10	8908	13.0	0.0	0.1	-0.5	0.0	0.0
Flexible packaging foil.....	10	890811	13.0	0.0	0.1	-0.5	0.0	0.0
Heavy gauge springs.....	10	8909	35.9	-0.7	0.2	0.3	-0.1	2.0
Cold formed steel springs, except wire.....	10	890913	69.8	0.0	0.3	0.5	-0.1	0.1
Machinery and equipment.....	11	—	5.2	0.3	0.4	0.4	0.1	0.2
Agricultural machinery and equipment.....	11	1	4.8	-0.3	0.3	0.4	0.2	0.4
Agricultural machinery and equipment.....	11	14	4.8	-0.3	0.3	0.4	0.2	0.4
Commercial turf and grounds care equipment, including parts and attachments.....	11	1401	3.7	0.3	0.1	0.6	0.1	0.0
Commercial turf and grounds care equipment, including parts and attachments.....	11	140111	3.7	0.3	0.1	0.6	0.1	0.0
Farm plows, harrows, rollers, pulverizers, etc., and attachments.....	11	1402	8.1	0.0	0.0	0.0	0.0	2.1
Farm plows, harrows, rollers, pulverizers, etc., and attachments.....	11	140211	8.1	0.0	0.0	0.0	0.0	2.1
Farm dairy equipment, sprayers and dusters, farm blowers, and attachments.....	11	1404	4.1	0.0	0.0	0.0	0.0	0.0
Farm dairy equipment, sprayers and dusters, farm blowers, and attachments.....	11	140411	4.1	0.0	0.0	0.0	0.0	0.0
Planting, seeding, and fertilizing machinery and attachments.....	11	1405	1.8	0.7	0.7	0.0	0.0	0.1
Planting, seeding, and fertilizing machinery and attachments.....	11	140511	1.8	0.7	0.7	0.0	0.0	0.1
Harvesting machinery (except hay and straw) and attachments.....	11	1406	7.7	0.0	0.0	-0.2	0.2	0.0
Harvesting machinery (except hay and straw) and attachments.....	11	140611	7.7	0.0	0.0	-0.2	0.2	0.0
Haying machinery and attachments.....	11	1407	5.3	0.0	0.3	1.2	0.0	0.0
Haying machinery and attachments.....	11	140711	5.3	0.0	0.3	1.2	0.0	0.0
All other farm machinery and equipment, excluding parts, including attachments.....	11	1408	1.2	-1.8	0.2	0.8	0.3	1.1
All other farm machinery and equipment, excluding parts, including attachments.....	11	140811	1.2	-1.8	0.2	0.8	0.3	1.1
Parts for farm machinery, for sale separately.....	11	1409	4.7	1.3	0.9	0.3	0.4	-0.9
Parts for farm machinery, for sale separately.....	11	140911	4.7	1.3	0.9	0.3	0.4	-0.9
Construction machinery and equipment.....	11	2	7.9	0.3	0.3	0.3	0.1	0.0
Tractors and attachments, ex. parts.....	11	2A	8.8	0.7	0.6	0.0	0.1	0.0
Construction machinery for mounting (excluding parts, winches, snow clearing attachments).....	11	2A03	14.8	0.0	0.0	0.1	0.0	0.0
Construction machinery for mounting (excluding parts, winches, snow clearing attachments).....	11	2A0302	14.8	0.0	0.0	0.1	0.0	0.0
Tractor shovel loaders (skid steer, wheel, crawler, and integral design backhoes).....	11	2A04	11.0	0.3	0.0	0.0	0.2	0.0
Tractor shovel loaders (skid steer, wheel, crawler, and integral design backhoes).....	11	2A0406	11.0	0.3	0.0	0.0	0.2	0.0
Construction wheel and crawler tractors, dozers, self-propelled log skidders, etc.....	11	2A05	—	1.9	1.9	0.0	0.0	—
Construction wheel and crawler tractors, dozers, self-propelled log skidders, etc.....	11	2A0501	—	1.9	1.9	0.0	0.0	—
Power cranes, draglines, & shovels (excavators) (incl. surface mining equipment) (excl. parts).....	11	2B	11.1	0.0	0.0	0.3	0.0	-0.1
Power cranes, draglines, & shovels (excavators) (incl. surface mining equip.) (excluding parts).....	11	2B05	11.1	0.0	0.0	0.3	0.0	-0.1
Power cranes, draglines, & shovels (excavators) (incl. surface mining equip.) (excluding parts).....	11	2B0504	11.1	0.0	0.0	0.3	0.0	-0.1
Mixers, pavers, and related equipment (excluding parts).....	11	2C	14.5	0.0	0.0	2.2	0.0	0.0
Mixers, pavers, and related equipment (excluding parts).....	11	2C01	14.5	0.0	0.0	2.2	0.0	0.0
Mixers, pavers, and related equipment (excluding parts).....	11	2C0109	14.5	0.0	0.0	2.2	0.0	0.0
Off-highway, equipment, ex. parts.....	11	2D	9.8	0.0	0.0	0.0	0.0	0.0
Off-highway trucks, haulers, truck-type tractor chassis, trailers, etc. (excluding parts).....	11	2D02	—	0.0	0.0	0.1	0.0	—
Off-highway trucks, haulers, truck-type tractor chassis, trailers, etc. (excluding parts).....	11	2D0201	—	0.0	0.0	0.1	0.0	—
Graders, rollers & compactors, rough-terrain forklifts, scrapers, trenchers, etc. (excl. parts).....	11	2D03	10.7	0.0	0.0	0.0	0.1	0.0
Graders, rollers & compactors, rough-terrain forklifts, scrapers, trenchers, etc. (excl. parts).....	11	2D0301	10.7	0.0	0.0	0.0	0.1	0.0
Misc. construction machinery and equipment.....	11	2J	3.4	0.5	0.5	0.0	0.1	0.0
Winches, aerial work platforms, and automotive wrecker hoists, including parts and attachments.....	11	2J01	4.5	1.2	1.1	0.0	0.2	0.0

See footnotes at end of table.

Table 7. Producer price index percentage changes for commodity and service groupings and individual items, not seasonally adjusted — Continued
[June 2023]

Title	Commodity code		Unadjusted 12-month percent change ¹	Unadjusted 1-month percent change ¹				
	Group code	Item code		June 2022 to June 2023 ^P	Jan. to Feb.	Feb. to Mar. ^P	Mar. to Apr. ^P	Apr. to May ^P
Winches, aerial work platforms, and automotive wrecker hoists, including parts and attachments.	11	2J0101	4.5	1.2	1.1	0.0	0.2	0.0
Other construction machinery and equipment (excluding parts).	11	2J03	2.9	0.0	0.0	0.0	0.0	0.0
Other construction machinery and equipment (excluding parts).	11	2J0301	2.9	0.0	0.0	0.0	0.0	0.0
Parts for construction machinery and equipment, sold separately.	11	2K	5.9	0.0	-0.1	0.6	0.2	0.0
Parts for construction machinery and equipment, sold separately.	11	2K01	5.9	0.0	-0.1	0.6	0.2	0.0
Parts for cranes, draglines, and shovels (including surface mining equipment) (sold separately).	11	2K0101	11.5	0.0	0.6	0.0	0.0	0.0
Parts for off-highway wheel tractors and shovel loaders (sold separately).	11	2K0102	2.0	0.0	-3.9	0.0	0.0	0.0
Parts for other construction machinery (sold separately).	11	2K0103	3.5	0.0	0.0	1.2	0.3	0.1
Metalworking machinery and equipment.	11	3	5.4	0.3	0.2	0.5	0.6	0.2
Power-driven handtools, including parts and attachments.	11	32	11.6	0.0	0.0	0.0	6.4	0.0
Power-driven handtools, including parts and attachments.	11	3211	11.6	0.0	0.0	0.0	6.4	0.0
Power-driven handtools, including parts and attachments.	11	321101	11.6	0.0	0.0	0.0	6.4	0.0
Power-driven handtools, pneumatic, hydraulic, and powder-actuated.	11	3211011	10.3	0.0	0.0	0.0	5.6	0.0
Power-driven handtools, electric (except battery powered), including parts.	11	3211014	12.1	0.0	0.0	0.1	7.0	0.0
Welding machines and equipment.	11	33	3.1	0.0	0.0	1.9	0.0	0.0
Arc welding machines, components, and accessories, excluding electrodes and stud welding equip.	11	3301	4.7	0.0	0.0	3.0	0.0	0.0
Arc welding machines, components, and accessories, excluding electrodes and stud welding equip.	11	330175	4.7	0.0	0.0	3.0	0.0	0.0
Resistance welders, components, accessories, and electrodes.	11	3302	3.5	0.0	0.0	0.0	0.0	0.0
Resistance welders, components, accessories, and electrodes.	11	330276	3.5	0.0	0.0	0.0	0.0	0.0
Gas welding and cutting equipment, parts, attachments, and accessories.	11	3304	3.4	0.1	0.0	0.4	0.0	0.0
Gas welding and cutting equipment, parts, attachments, and accessories.	11	330461	3.4	0.1	0.0	0.4	0.0	0.0
Other welding equipment, components, and accessories (excluding arc, resistance, and gas).	11	3306	5.3	0.2	0.0	0.4	0.0	0.0
Other welding equipment, components, and accessories (excluding arc, resistance, and gas).	11	330629	5.3	0.2	0.0	0.4	0.0	0.0
Industrial process furnaces and ovens.	11	34	5.1	0.4	0.3	1.3	1.0	0.1
Industrial process furnaces and ovens, except parts and attachments.	11	3407	4.8	0.6	0.2	1.0	0.6	0.1
Industrial process furnaces and ovens, except parts and attachments.	11	340711	4.8	0.6	0.2	1.0	0.6	0.1
Parts and attachments for industrial process furnaces and ovens.	11	3409	6.0	-0.4	0.5	2.0	2.1	0.0
Parts and attachments for industrial process furnaces and ovens.	11	340901	6.0	-0.4	0.5	2.0	2.1	0.0
Cutting tools and accessories.	11	35	4.8	0.3	0.0	0.0	0.1	0.6
Small cutting tools.	11	3501	4.6	0.2	0.0	0.0	0.1	0.4
End mills and milling cutters.	11	350144	5.2	0.4	0.3	-0.1	0.1	0.1
Threading tools, including blanks, tips and inserts.	11	350145	0.6	0.0	0.0	0.0	0.0	1.6
Carbon and high-speed steel, shank, solid, tipped carbide twist drills.	11	350146	7.7	0.9	0.1	0.0	1.2	2.9
Taps, carbide indexable, and throwaway inserts for machine tools.	11	350147	4.9	0.1	0.0	0.0	0.0	0.0
Other cutting tools for machine tools, excluding tips and blanks.	11	350149	4.5	0.0	0.0	0.0	0.0	0.0
Other machine tool attachments and accessories.	11	3505	11.5	1.1	0.1	0.0	0.0	2.5
Other machine tool attachments and accessories.	11	350501	11.5	1.1	0.1	0.0	0.0	2.5
Abrasive products.	11	36	4.7	0.4	1.0	0.9	0.1	-0.2
Nonmetallic sized grains, powders, and flour abrasives (incl. graded only).	11	3601	0.1	0.0	0.0	0.0	0.0	0.0
Nonmetallic sized grains, powders, and flour abrasives (incl. graded only).	11	360105	0.1	0.0	0.0	0.0	0.0	0.0
Nonmetallic abrasive products (including diamond abrasives).	11	3603	8.1	0.8	-0.3	0.1	0.0	0.0
Nonmetallic abrasive products (including diamond abrasives).	11	360311	8.1	0.8	-0.3	0.1	0.0	0.0
Nonmetallic coated abrasive products and buffing wheels, polishing wheels, and laps.	11	3605	7.8	0.2	1.8	0.5	0.1	0.0
Nonmetallic coated abrasive products and buffing wheels, polishing wheels, and laps.	11	360505	7.8	0.2	1.8	0.5	0.1	0.0
Metal cutting machine tools.	11	37	3.8	1.1	0.1	0.0	0.5	0.0
Other metal-cutting machine tools.	11	3720	2.1	0.0	0.0	0.0	0.7	0.0
Other metal-cutting machine tools.	11	372041	2.1	0.0	0.0	0.0	0.7	0.0
Metal machining centers.	11	3721	5.9	4.8	0.0	0.0	0.0	0.0
Metal machining centers.	11	372121	5.9	4.8	0.0	0.0	0.0	0.0
Rebuilt metal-cutting machine tools and parts for metal-cutting machine tools.	11	3753	7.0	0.0	1.1	0.0	0.0	-0.3

See footnotes at end of table.

Table 7. Producer price index percentage changes for commodity and service groupings and individual items, not seasonally adjusted — Continued
[June 2023]

Title	Commodity code		Unadjusted 12-month percent change ¹	Unadjusted 1-month percent change ¹				
	Group code	Item code		June 2022 to June 2023 ^P	Jan. to Feb.	Feb. to Mar. ^P	Mar. to Apr. ^P	Apr. to May ^P
Rebuilt metal-cutting machine tools and parts for metal-cutting machine tools.....	11	375311	7.0	0.0	1.1	0.0	0.0	-0.3
Metal forming machine tools.....	11	38	5.4	0.1	0.0	0.0	2.2	0.1
Metal-forming machine tools (except rebuilt and parts).....	11	3826	4.9	0.0	0.0	0.0	1.6	0.0
Metal punching and shearing (power & manual), and bending and forming machines (power only).....	11	382611	4.6	0.0	0.0	0.0	0.0	0.0
Metalworking presses (except forging and die-stamping presses).....	11	382631	—	0.0	0.0	0.0	—	—
Rebuilt metal-forming machine tools and parts for metal-forming machine tools.....	11	3852	5.6	0.2	0.0	0.0	3.3	0.2
Rebuilt metal-forming machine tools and parts for metal-forming machine tools.....	11	385205	5.6	0.2	0.0	0.0	3.3	0.2
Tools, dies, jigs, fixtures & ind. molds.....	11	39	4.4	0.1	0.1	0.2	0.1	0.8
Special tools, dies, jigs, and fixtures.....	11	3901	4.1	0.2	0.2	0.3	0.2	1.3
Special tools, dies, jigs, and fixtures.....	11	390135	4.1	0.2	0.2	0.3	0.2	1.3
Jigs and fixtures, including parts.....	11	3901351	5.7	0.4	0.5	0.2	0.4	1.5
Metalworking dies and die sets.....	11	3901353	4.0	0.3	0.4	0.0	0.3	2.1
Standard punches, industrial prototypes, die parts & other special tooling for dies.....	11	3901357	3.4	0.0	0.0	0.7	0.0	0.7
Industrial molds and mold boxes.....	11	3903	4.6	0.0	0.0	0.0	0.0	0.0
Industrial injection-type molds made of metal for plastics.....	11	390312	1.5	0.0	-0.1	0.0	0.0	0.0
Other industrial molds and mold boxes.....	11	390331	6.2	0.0	0.0	0.0	0.0	0.0
Metalworking machinery n. e. c.....	11	3A	—	0.1	0.1	0.0	0.0	—
Other metalworking machinery.....	11	3A02	3.3	0.6	0.5	0.0	0.0	0.0
Other metalworking machinery.....	11	3A0201	3.3	0.6	0.5	0.0	0.0	0.0
General purpose machinery and equipment.....	11	4	7.3	0.3	0.7	1.0	0.5	0.0
Pumps, compressors, and equipment.....	11	41	9.1	0.1	0.1	-0.1	1.6	0.3
Industrial pumps, except hydraulic fluid power pumps.....	11	4102	13.4	0.2	0.0	-0.3	4.6	0.4
Industrial pumps, except hydraulic fluid power pumps.....	11	410212	13.4	0.2	0.0	-0.3	4.6	0.4
Parts and attachments for air and gas compressors and vacuum pumps.....	11	4107	7.7	0.9	0.3	0.0	0.4	0.6
Parts and attachments for air and gas compressors, ex. refrigeration, ice making, & a/c.....	11	410701	7.7	0.9	0.3	0.0	0.4	0.6
Domestic water systems.....	11	4113	6.6	0.0	0.0	0.0	0.1	0.0
Domestic water systems.....	11	411311	6.6	0.0	0.0	0.0	0.1	0.0
Air and gas compressors and vacuum pumps.....	11	4115	9.1	-0.2	0.3	0.1	0.5	0.3
Air and gas compressors and vacuum pumps.....	11	411501	9.1	-0.2	0.3	0.1	0.5	0.3
Other pumps, including parts and attachments.....	11	4119	3.6	0.2	0.1	0.0	0.1	0.4
Parts and attachments for pumps.....	11	411911	5.9	0.1	0.3	0.1	0.4	1.2
All other pumps, including domestic sump, oil well, and oil field pumps.....	11	411915	2.6	0.3	0.0	0.0	0.0	0.0
Oil-well and oil-field pumps.....	11	4119153	—	0.0	0.0	0.0	0.0	0.0
Other pumps, except automotive circulating pumps, and measuring & dispensing pumps.....	11	4119155	4.1	0.4	0.0	0.0	0.0	0.0
Elevators, escalators, and other lifts.....	11	42	5.9	0.0	2.5	1.3	0.0	0.0
Elevators and moving stairways.....	11	4201	4.5	0.0	0.7	1.5	0.0	0.0
Elevators and moving stairways.....	11	420112	4.5	0.0	0.7	1.5	0.0	0.0
Parts and attachments for elevators and moving stairs (sold separately).....	11	4202	15.3	-0.1	14.2	0.0	0.0	0.0
Parts and attachments for elevators and moving stairs (sold separately).....	11	420221	15.3	-0.1	14.2	0.0	0.0	0.0
Fluid power equipment.....	11	43	13.0	0.6	0.0	6.7	0.0	0.3
Fluid power pumps and parts.....	11	4301	4.5	2.7	0.0	0.0	0.0	0.0
Nonaerospace-type reciprocating fluid power pumps.....	11	430112	9.2	6.1	0.0	0.0	0.0	0.0
Nonaerospace-type fluid power motors.....	11	430115	4.2	1.4	0.0	0.0	0.0	0.0
Parts for fluid power pumps, motors, and hydrostatic transmissions.....	11	430119	1.4	0.1	0.0	0.0	0.0	-0.1
Fluid power valves.....	11	4302	2.3	0.0	0.2	0.6	0.1	0.5
Fluid power valves.....	11	430201	2.3	0.0	0.2	0.6	0.1	0.5
Nonaerospace type hydraulic directional control valves.....	11	4302013	2.7	0.0	0.0	0.0	0.0	0.0
Nonaerospace type pneumatic directional control valves.....	11	4302015	5.0	0.0	1.4	0.0	0.0	1.1
Aerospace type fluid power valves.....	11	430201A	1.2	0.0	0.0	0.0	0.0	1.2
Fluid power cylinders, actuators, accumulators, cushions, & parts.....	11	4303	7.8	0.1	0.0	0.7	0.0	0.6
Non-aerospace hydraulic & all aerospace-type fluid power cylinders.....	11	430312	6.4	0.2	0.0	0.2	0.0	0.8
Non-aerospace pneumatic fluid power cylinders.....	11	430313	—	0.0	0.0	0.0	0.0	—
Parts for hydraulic & pneumatic cylinders and actuators.....	11	430315	18.8	0.0	0.0	2.6	0.0	0.2
Fluid power hose and tube fittings.....	11	4304	38.7	0.4	0.0	26.3	0.0	0.0
Fluid power hose and tube fittings.....	11	430406	38.7	0.4	0.0	26.3	0.0	0.0
Nonaerospace type flared (metal) fittings, couplings, and assemblies.....	11	4304062	4.5	0.1	0.0	0.0	0.0	0.0

See footnotes at end of table.

Table 7. Producer price index percentage changes for commodity and service groupings and individual items, not seasonally adjusted — Continued
 [June 2023]

Title	Commodity code		Unadjusted 12-month percent change ¹	Unadjusted 1-month percent change ¹				
	Group code	Item code		June 2022 to June 2023 ^P	Jan. to Feb.	Feb. to Mar. ^P	Mar. to Apr. ^P	Apr. to May ^P
Parts for fluid power valves.....	11	4305	3.7	-0.9	0.9	0.3	-0.9	0.9
Parts for fluid power valves.....	11	430501	3.7	-0.9	0.9	0.3	-0.9	0.9
Industrial material handling equipment.....	11	44	6.1	0.6	0.0	0.0	0.4	0.1
Conveying equipment, except parts and accessories.....	11	4402	6.2	-0.1	-0.2	0.2	0.3	0.0
Unit handling conveyors and conveying systems.....	11	440212	1.1	0.0	-0.5	0.2	0.1	-0.2
Unit handling gravity and trolley conveyors and conveying systems.....	11	4402122	1.9	0.0	-0.8	0.1	0.0	0.0
All other unit handling conveyors, including tow, belt, roller, pneumatic, portable, etc.....	11	4402124	1.3	0.0	0.0	0.5	0.3	-0.5
Bulk material handling conveyors and conveying systems.....	11	440216	13.0	-0.3	0.2	0.2	0.6	0.3
Industrial trucks, trailers, and stackers.....	11	4403	6.0	0.8	0.0	0.0	0.5	0.1
Industrial trucks, tractors, mobile straddle carriers & cranes, & automatic stacking machines.....	11	44035	6.4	0.9	0.0	0.1	0.7	0.2
Work trucks with lifting & handling equipment, riding, electric, self-propelled.....	11	440353	9.1	0.0	0.0	0.2	2.4	0.0
Work trucks with lifting & handling equipment, non-riding electric or any non-electric.....	11	440356	5.7	0.0	0.0	0.0	1.5	0.1
Work trucks not fitted with lifting & handling equipment, electric or non-electric.....	11	440357	3.9	1.8	0.0	0.0	0.0	0.1
Bulk powered material moving equipment, dock boards, and metal pallets and skids.....	11	440358	0.9	0.0	0.0	0.0	0.0	0.9
Parts and attachments for industrial trucks and tractors.....	11	440378	3.6	0.3	0.0	0.0	0.0	0.0
Hoists, overhead cranes, and monorail systems.....	11	4404	7.6	1.5	0.3	-1.0	0.9	0.4
Hoists and parts and attachments for hoists (sold separately).....	11	440481	9.3	2.1	0.0	-0.4	0.0	0.8
Overhead traveling cranes and monorail systems, including parts and attachments sold separately.....	11	440485	6.3	0.8	0.8	-1.7	1.9	0.0
Parts and accessories for conveyors and conveying systems.....	11	4406	4.9	1.7	0.1	0.1	0.0	0.1
Parts and accessories for unit handling conveyors and conveying systems.....	11	440601	0.9	0.0	0.0	0.3	0.0	0.2
Parts and accessories for bulk material handling conveyors and conveying systems.....	11	440602	7.3	2.6	0.1	0.0	0.0	0.0
Mechanical power transmission equipment.....	11	45	8.3	-0.1	0.0	0.2	0.1	0.2
Speed changers, drives, gears.....	11	4501	8.3	0.0	-0.1	0.0	0.0	0.2
Loose gear, pinions and racks.....	11	450108	-	0.0	-0.2	0.0	0.0	0.0
Speed changers and industrial high speed drives & parts other than loose gearing.....	11	450117	10.1	0.0	0.0	0.1	0.0	0.4
Other power transmission equipment.....	11	4502	8.0	-0.1	0.0	0.3	0.1	0.2
Mechanical power transmission equipment, excl. speed changers, drives, & gears.....	11	450212	8.5	-0.1	0.0	0.3	0.1	0.2
Scales and balances.....	11	46	7.3	0.6	0.2	0.2	0.2	0.1
Vehicle and industrial scales.....	11	4611	7.2	0.1	0.1	0.2	0.2	0.2
Vehicle and industrial scales.....	11	461101	7.2	0.1	0.1	0.2	0.2	0.2
Motor truck and railroad track scales.....	11	4611011	3.6	0.0	0.0	0.0	0.0	0.0
Industrial scales (including automatic checkweigher and bulkweigher scales).....	11	4611012	12.6	0.6	0.6	0.7	0.7	0.0
Miscellaneous non-vehicle scales (crane, susp., tank, hopper, measuring dev, lab, bulk conveyer).....	11	4611013	7.8	0.0	0.0	0.0	0.0	0.9
Retail, commercial, household, and mailing scales and balances.....	11	4612	7.9	0.0	0.2	0.0	0.0	0.0
Retail, commercial, household, and mailing scales and balances.....	11	461201	7.9	0.0	0.2	0.0	0.0	0.0
Parts, attachments, and accessories for scales and balances.....	11	4613	10.1	3.3	0.3	0.4	0.8	0.0
Parts, attachments, and accessories for scales and balances.....	11	461301	10.1	3.3	0.3	0.4	0.8	0.0
Air purification equipment and industrial and commercial fans and blowers.....	11	47	4.6	0.7	0.0	0.0	0.7	0.0
Fan, blower, air purification equipment.....	11	4701	4.6	0.7	0.0	0.0	0.7	0.0
Dust collection and other air purification equipment for cleaning incoming air.....	11	470143	6.9	2.0	0.0	-0.1	0.4	0.0
Air filters for air-conditioners and furnaces, etc., of 2400 CFM or less, except parts.....	11	4701431	6.2	-0.1	-1.0	0.0	0.8	0.0
Other dust collection and air purification equipment, except parts.....	11	4701432	11.1	9.0	0.0	0.0	0.0	0.0
Parts for dust collection and air purification equipment.....	11	4701433	3.7	0.0	2.1	-0.3	0.0	0.0
Industrial and commercial fans and blowers.....	11	470145	5.0	-0.1	0.0	0.0	1.3	0.0
Centrifugal blower filter units, and classes I-IV centrifugal fans, except parts.....	11	4701452	4.7	0.0	-0.2	0.0	1.1	0.0
Other centrifugal fans and blowers, except parts.....	11	4701453	6.9	0.0	0.0	0.0	1.3	0.0
Axial fans and industrial propeller fans, except parts.....	11	4701457	2.2	0.0	0.0	0.0	1.7	0.0
Power roof ventilators, except parts.....	11	4701458	3.9	0.0	0.0	0.0	1.6	0.0
Parts and accessories for fans and blowers.....	11	4701459	-2.3	-1.3	0.0	0.0	0.6	0.0
Air conditioning and refrigeration equip.....	11	48	5.0	0.2	1.9	0.2	0.3	-0.3
Unitary air-conditioners, except air source heat pumps.....	11	4802	5.9	0.2	3.1	0.2	0.0	0.0
Unitary air-conditioners, except air source heat pumps.....	11	480222	5.9	0.2	3.1	0.2	0.0	0.0

See footnotes at end of table.

Table 7. Producer price index percentage changes for commodity and service groupings and individual items, not seasonally adjusted — Continued
[June 2023]

Title	Commodity code		Unadjusted 12-month percent change ¹	Unadjusted 1-month percent change ¹				
	Group code	Item code		June 2022 to June 2023 ^P	Jan. to Feb.	Feb. to Mar. ^P	Mar. to Apr. ^P	Apr. to May ^P
Commercial refrigeration equipment.....	11	4803	7.7	0.0	2.2	0.0	0.0	-0.7
Commercial refrigeration equipment.....	11	480331	7.7	0.0	2.2	0.0	0.0	-0.7
All other miscellaneous refrigeration and air-conditioning equipment.....	11	4806	2.2	0.7	0.0	0.0	0.0	0.0
All other miscellaneous refrigeration and air-conditioning equipment.....	11	480631	2.2	0.7	0.0	0.0	0.0	0.0
Heat transfer equipment, including heat pumps.....	11	4807	5.2	0.1	1.5	0.7	1.2	-0.5
Heat transfer equipment, except dehumidifiers.....	11	480732	7.0	0.0	1.7	0.8	1.4	-0.6
Heat pumps.....	11	480734	-2.8	0.8	0.2	0.0	0.0	0.0
Parts and accessories for air conditioning and heat transfer equipment.....	11	4809	4.6	0.7	2.5	0.0	0.0	-0.4
Parts and accessories for air conditioning and heat transfer equipment.....	11	480901	4.6	0.7	2.5	0.0	0.0	-0.4
Refrigeration condensing units.....	11	4815	4.7	0.2	1.4	0.2	0.0	0.0
Refrigeration condensing units.....	11	481511	4.7	0.2	1.4	0.2	0.0	0.0
Miscellaneous general purpose equipment.....	11	49	5.9	0.3	0.8	0.3	0.4	-0.3
Metal valves, except fluid power.....	11	4902	7.3	0.0	0.4	0.1	1.3	0.0
Gates, globes, angles, and checks.....	11	490201	5.8	0.0	0.5	0.3	0.8	0.0
Gates, globes, angles, straightway (Y-type) checks, stop & check, 3- & 4-way, etc.....	11	4902011	6.7	0.0	1.1	0.3	0.1	0.0
Industrial valves for water works and municipal equipment.....	11	4902012	5.4	0.0	0.0	0.3	1.3	0.0
Industrial butterfly valves, incl. manual and power operated.....	11	490203	10.3	0.0	1.4	0.0	0.5	0.0
Industrial plug valves.....	11	490204	18.2	0.0	0.0	0.0	6.5	0.0
Plumbing and heating valves and specialties, except plumbers' brass goods.....	11	490205	-	0.0	0.0	-	-	-
Other industrial valves, including nuclear.....	11	490209	9.5	0.0	0.3	0.1	2.4	0.0
Automatic regulating and control valves.....	11	490211	7.3	0.0	0.0	0.0	0.0	0.0
Metal pipe fittings, flanges, and unions.....	11	4903	4.2	2.0	-1.5	0.8	0.0	0.0
Metal pipe fittings, flanges, and unions.....	11	490301	4.2	2.0	-1.5	0.8	0.0	0.0
Ball and roller bearings.....	11	4905	3.2	-0.1	2.3	-0.2	0.0	0.1
Ball bearings, complete, unmounted.....	11	490531	2.6	0.0	0.9	0.0	0.0	0.0
Mounted bearings, except plain.....	11	490534	2.0	0.0	0.5	0.0	-0.4	0.3
Parts and components for ball and roller bearings, incl. balls and rollers.....	11	490535	-3.3	-1.3	1.8	-1.8	0.0	0.5
Tapered roller bearings (including cups & cones), unmounted.....	11	490537	4.1	0.0	4.0	0.0	0.0	0.0
Other roller bearings, unmounted.....	11	490538	6.2	0.0	1.6	0.0	0.0	0.0
Industrial patterns.....	11	4907	6.6	0.0	0.6	0.0	0.0	3.8
Industrial patterns.....	11	490701	6.6	0.0	0.6	0.0	0.0	3.8
Filters and strainers.....	11	4908	7.8	0.5	0.4	0.4	0.2	0.0
Filters and strainers, except fluid power.....	11	490805	12.5	0.8	0.7	0.6	0.3	0.0
Industrial filters and strainers and reusable media, except fluid power.....	11	4908051	13.3	1.0	0.8	0.0	0.4	0.0
Nonreusable media for filters and strainers, except fluid power.....	11	4908052	1.9	0.0	0.0	1.3	0.0	0.0
Parts and accessories for filters and strainers, except fluid power.....	11	4908053	-	0.4	0.3	6.1	0.0	-
Other miscellaneous general purpose equipment.....	11	4911	5.4	0.1	1.6	0.7	0.0	-1.5
Other miscellaneous general purpose equipment.....	11	491102	5.7	0.1	1.6	0.7	0.0	-1.5
Electronic computers and computer equipment.....	11	5	-1.0	0.2	-0.1	-0.9	-1.0	-1.6
Electronic computers.....	11	51	-4.0	0.6	-0.1	-0.1	-2.5	-2.7
Electronic computers.....	11	5101	-4.0	0.6	-0.1	-0.1	-2.5	-2.7
Personal computers and workstations (excluding portable computers).....	11	510114	7.1	-0.7	0.8	-0.9	0.3	-0.5
Portable computers, laptops, tablets and other single user computers.....	11	510115	-3.4	0.8	-1.8	0.3	-1.4	-0.3
Host computers, multiusers (mainframes, UNIX and PC servers).....	11	510116	-7.1	0.8	-0.2	-0.1	-3.0	-3.1
Computer storage devices.....	11	52	-2.7	0.0	-0.1	-1.5	0.0	-2.3
Computer storage devices (except parts, attachments and accessories).....	11	5201	-3.6	0.0	-0.1	-1.5	0.0	-2.4
Computer storage devices (except parts, attachments and accessories).....	11	520101	-3.6	0.0	-0.1	-1.5	0.0	-2.4
Computer peripheral equipment and parts.....	11	54	2.7	0.0	0.0	-1.2	0.0	0.0
Parts, attachments, and accessories for computer terminals and peripherals.....	11	5405	-	0.0	0.0	0.0	0.0	0.0
Parts, attachments, and accessories for computer terminals and peripherals.....	11	540501	-	0.0	0.0	0.0	0.0	0.0
Computer terminals (including POS and funds-transfer devices) and other computer peripherals.....	11	5406	-1.6	0.0	0.0	-2.3	0.1	0.0
Computer terminals (including POS and funds-transfer devices) and other computer peripherals.....	11	540602	-1.6	0.0	0.0	-2.3	0.1	0.0
Special industry machinery and equipment.....	11	6	5.2	1.1	0.7	0.4	-0.6	0.0
Food products machinery.....	11	61	6.0	-0.2	0.8	0.1	0.0	0.2
Dairy and milk products plant machinery and equipment.....	11	6101	3.9	0.0	0.6	0.0	0.0	1.8
Dairy and milk products plant machinery and equipment.....	11	610111	3.9	0.0	0.6	0.0	0.0	1.8

See footnotes at end of table.

Table 7. Producer price index percentage changes for commodity and service groupings and individual items, not seasonally adjusted — Continued
[June 2023]

Title	Commodity code		Unadjusted 12-month percent change ¹	Unadjusted 1-month percent change ¹				
	Group code	Item code		June 2022 to June 2023 ^P	Jan. to Feb.	Feb. to Mar. ^P	Mar. to Apr. ^P	Apr. to May ^P
Commercial food products machinery (except packaging and cooking equipment).....	11	6104	7.8	0.0	0.0	0.0	0.0	0.0
Commercial food products machinery (except packaging and cooking equipment).....	11	610409	7.8	0.0	0.0	0.0	0.0	0.0
Industrial food products machinery for processing foods, beverages, & animal & fowl feed.....	11	6105	4.8	-0.5	1.9	0.2	0.0	0.0
Industrial food products machinery for processing foods, beverages, & animal & fowl feed.....	11	610501	4.8	-0.5	1.9	0.2	0.0	0.0
Other industrial food and feed machinery.....	11	6105012	0.7	-1.3	0.0	0.7	0.0	-0.1
Machinery for sorting, grading, and cleaning fruits, vegetables, eggs, and for processing meat.....	11	6105013	9.2	0.0	3.4	0.0	0.0	0.0
Parts and attachments for industrial food and feed products machinery.....	11	6105014	0.7	0.0	1.0	0.0	0.0	0.0
Textile machinery and equipment.....	11	62	-0.1	0.0	0.0	0.0	0.0	0.0
Textile machinery (except parts, attachments, and accessories).....	11	6212	-0.1	0.0	0.0	0.0	0.0	0.0
Textile machinery (except parts, attachments, and accessories).....	11	621201	-0.1	0.0	0.0	0.0	0.0	0.0
Textile machinery parts and attachments.....	11	6277	0.0	0.0	0.0	0.0	0.0	0.0
Textile machinery parts and attachments.....	11	627701	0.0	0.0	0.0	0.0	0.0	0.0
Sawmill and woodworking machinery.....	11	63	8.6	0.8	5.9	0.0	0.0	0.0
Sawmill and woodworking machinery.....	11	6306	8.6	0.8	5.9	0.0	0.0	0.0
Sawmill and woodworking machinery, excluding parts and attachments (sold separately).....	11	630602	9.8	0.8	7.0	0.0	0.0	0.0
Parts, attachments, & accessories for sawmill & woodworking machinery.....	11	630603	1.9	0.6	0.0	0.0	0.0	0.0
Paper industries machinery.....	11	64	8.5	0.0	0.4	0.1	0.5	2.0
Paper industries machinery.....	11	6401	8.5	0.0	0.4	0.1	0.5	2.0
Paper industries machinery, excluding parts & attachments (sold separately).....	11	640114	7.2	0.0	0.5	0.0	0.0	2.9
Parts and attachments for paper industries machinery.....	11	640115	9.6	0.0	0.2	0.4	1.6	0.1
Printing trades machinery and equipment.....	11	65	2.0	-0.1	0.2	0.3	0.5	-0.4
Other printing machinery and equipment.....	11	6509	2.4	-0.1	0.2	0.3	0.5	-0.6
Other printing machinery and equipment, incl. pre-press preparation equipment & plates.....	11	650912	1.6	-0.3	-0.1	0.6	-0.2	-1.1
Parts, attachments, & accessories for printing trades machinery.....	11	650913	2.1	0.0	0.6	0.2	0.0	0.0
Other special industry machinery.....	11	66	2.6	2.1	0.1	0.7	-1.9	-0.5
Plastics and rubber working machinery.....	11	6603	2.8	0.0	0.0	0.0	0.4	0.0
Plastics working machinery and equipment, excluding patterns and molds, including parts.....	11	66039	2.9	0.0	0.0	0.0	0.5	0.0
Plasticworking machinery (excluding parts).....	11	660391	2.3	0.0	0.0	0.0	0.5	0.0
Parts for plasticworking machinery.....	11	660395	5.2	0.0	0.0	0.2	0.4	0.0
Miscellaneous special industry machinery.....	11	6606	2.6	2.5	0.2	0.9	-2.3	-0.6
Semiconductor manufacturing machinery and parts.....	11	660638	7.9	1.8	0.0	0.9	0.2	-1.6
Packing, packaging, and bottling machinery and parts.....	11	67	13.8	0.4	3.2	0.7	0.9	1.3
Packing, packaging, and bottling machinery and parts.....	11	6705	13.8	0.4	3.2	0.7	0.9	1.3
Packing, packaging, and bottling machinery, excluding parts.....	11	670501	14.1	0.4	4.2	0.0	1.1	1.5
Parts for packing, packaging, and bottling machinery.....	11	670502	12.3	0.5	0.0	2.9	0.0	0.5
Service industry machinery and parts.....	11	68	5.2	0.5	0.4	0.0	0.2	0.1
Service industry machinery and parts.....	11	6801	5.2	0.5	0.4	0.0	0.2	0.1
Commercial cooking and food warming equipment (incl. parts).....	11	68013	6.6	0.0	0.9	0.0	0.0	0.0
Commercial cooking equipment incl. ranges, deep-fat fryers, etc. except electric.....	11	680131	7.4	0.0	2.1	0.0	0.0	0.0
Commercial electric cooking equipment, incl. ranges, deep-fat fryers, etc.....	11	680132	6.3	0.1	0.1	0.0	0.0	0.0
Parts and accessories for commercial cooking and food warming equipment.....	11	680133	7.3	0.0	0.0	0.0	0.0	0.0
Other service industry machinery, incl. electronic teaching mach. & auto. maintenance equipment.....	11	68014	—	—	—	—	—	0.1
Coin-operated machines and mechanisms (incl. parts).....	11	680141	0.0	0.0	0.0	0.0	0.0	0.0
Commercial laundry and drycleaning machinery products (incl. parts).....	11	680143	10.6	0.0	0.0	0.0	1.0	0.0
Commercial and industrial floor & carpet cleaning machines, ex. vacuum cleaners (incl. parts).....	11	680145	7.4	0.0	0.0	0.0	0.0	0.5
Electronic teaching machines, teaching aids, etc., (incl. kits and parts).....	11	680147	—	0.0	1.2	0.0	0.0	—
All other parts and attachments for service industry equipment.....	11	680148	7.7	0.9	0.3	0.0	3.3	0.4
Other service industry equipment.....	11	680149	5.4	1.0	0.0	0.0	0.4	0.2
Electrical machinery and equipment.....	11	7	3.4	0.0	0.1	0.1	-0.3	0.4
Wiring devices.....	11	71	12.3	0.5	0.5	0.2	0.0	0.7
Current-carrying wiring devices.....	11	7101	25.5	0.5	0.9	0.3	0.0	1.5

See footnotes at end of table.

Table 7. Producer price index percentage changes for commodity and service groupings and individual items, not seasonally adjusted — Continued
 [June 2023]

Title	Commodity code		Unadjusted 12-month percent change ¹	Unadjusted 1-month percent change ¹				
	Group code	Item code		June 2022 to June 2023 ^P	Jan. to Feb.	Feb. to Mar. ^P	Mar. to Apr. ^P	Apr. to May ^P
Current-carrying switches for electrical circuitry (including vehicular switches).....	11	710143	8.7	0.2	2.9	0.6	0.0	0.0
Current-carrying wire connectors for electrical circuitry.....	11	710144	0.4	1.0	-0.5	-0.4	0.2	-1.7
Current-carrying wiring devices n.e.c.....	11	710147	47.1	0.4	0.6	0.5	-0.1	3.2
Noncurrent-carrying wiring devices.....	11	7102	2.1	0.6	0.0	0.0	0.0	0.0
Noncurrent-carrying electrical conduit and conduit fittings, incl.plastic conduit & fittings.....	11	710216	-2.7	0.8	0.0	0.0	0.0	0.0
Other noncurrent-carrying wiring devices and supplies (boxes, covers, bar hangers, etc.).....	11	710217	3.5	0.5	-0.2	0.2	-0.2	0.1
Porcelain, steatite, and other ceramic electrical products.....	11	710252	6.8	1.8	0.7	0.2	-0.2	0.0
Integrating and measuring instruments.....	11	72	4.1	0.0	0.1	0.0	0.6	-0.1
Test equipment for electrical, radio, & communication circuits & motors. ..	11	7205	4.9	0.0	0.1	0.0	0.6	-0.1
Test equipment for electrical, radio, & communication circuits & motors.....	11	720501	4.9	0.0	0.1	0.0	0.6	-0.1
Motors, generators, motor generator sets.....	11	73	7.0	1.4	0.0	0.5	0.0	0.0
Fractional horsepower motors and generators.....	11	7303	4.6	0.7	0.0	0.0	0.3	0.3
Fractional horsepower motors and generators.....	11	730312	4.6	0.7	0.0	0.0	0.3	0.3
Integral horsepower motors and generators (excluding land transportation types).....	11	7304	2.7	0.0	0.0	0.0	0.0	0.0
Integral horsepower motors and generators (excluding land transportation types).....	11	730405	2.7	0.0	0.0	0.0	0.0	0.0
Parts and supplies for motors and generators.....	11	7309	18.0	4.3	0.0	0.0	0.0	0.0
Parts and supplies for motors and generators.....	11	730901	18.0	4.3	0.0	0.0	0.0	0.0
Other motors and generators.....	11	7311	8.0	1.4	0.0	1.1	0.0	0.0
Other motors and generators.....	11	731101	8.0	1.4	0.0	1.1	0.0	0.0
Prime mover generator sets, except steam & hydraulic turbine.....	11	7311012	11.5	2.5	0.0	1.6	0.0	0.0
Transformers and power regulators.....	11	74	2.4	0.2	0.6	0.3	0.3	0.8
Power and distribution transformers, except parts.....	11	7409	3.7	0.2	0.7	0.3	0.0	1.0
Power and distribution transformers, except parts.....	11	740999	-	0.2	-	-	-	-
Other transformers and parts for transformers.....	11	7411	-3.5	0.1	0.0	0.1	1.6	0.0
Switchgear, switchboard, industrial controls equipment.....	11	75	9.5	0.2	0.2	0.6	0.1	1.5
Industrial controls and related parts and accessories.....	11	7507	7.6	0.1	0.2	0.0	0.0	1.7
Industrial controls and related parts and accessories.....	11	750799	7.6	0.1	0.2	0.0	0.0	1.7
General-purpose industrial controls.....	11	7507991	8.7	0.1	0.3	0.0	0.0	2.3
Parts for industrial controls and motor-control accessories.....	11	7507992	4.2	0.0	0.0	0.0	0.0	0.4
Specific-purpose industrial controls.....	11	7507993	6.5	0.3	0.2	0.0	0.0	1.0
Switchgear and switchboard apparatus.....	11	7522	10.9	0.2	0.2	1.1	0.2	1.3
Switchgear and switchboard apparatus.....	11	752201	10.9	0.2	0.2	1.1	0.2	1.3
Low voltage panelboards and distribution boards, 1000 volts or less..	11	7522013	18.2	0.3	0.9	2.6	0.0	0.0
Switchgear, except relays and ducts.....	11	752201A	11.2	0.2	0.1	0.4	0.4	2.4
Communications and related equipment and miscellaneous electronic systems & equipment.....	11	76	2.8	-0.1	0.0	0.4	0.0	0.3
Telephone and wireline data networking equipment.....	11	7601	3.9	0.2	0.0	0.0	0.0	0.0
Other communications and related equipment, including broadcast and wireless.....	11	7603	2.9	-0.3	0.0	1.0	0.0	0.0
Broadcast, studio, and related electronic equipment.....	11	760301	0.3	-0.7	0.0	1.4	-0.6	-0.2
Radio station and wireless communication equipment.....	11	760302	2.6	-0.3	0.0	1.1	0.0	0.0
Radio station equipment.....	11	7603022	-	0.0	0.0	4.6	0.0	0.0
Other broadcast and wireless communications systems and equipment.....	11	7603023	1.3	-0.4	0.0	0.9	0.0	0.0
Intercommunications, alarm and traffic control systems.....	11	760303	5.3	0.0	0.0	0.1	0.2	-0.1
Alarm systems, including electric sirens and horns.....	11	7603031	9.9	0.0	0.0	0.0	0.0	0.0
Intercommunications systems, including inductive paging systems....	11	7603033	2.5	0.0	0.9	0.0	2.4	0.0
Electronic systems and equipment, n.e.c.....	11	7605	8.8	-0.1	0.0	1.0	0.0	0.6
Electronic systems and equipment, n.e.c.....	11	760512	8.8	-0.1	0.0	1.0	0.0	0.6
Search, detection, navigation & guidance systems and equipment.....	11	7606	1.8	0.0	0.0	0.0	0.0	0.5
Search, detection, navigation & guidance systems and equipment.....	11	760613	1.8	0.0	0.0	0.0	0.0	0.5
Electric lamp bulbs, tubes, and components.....	11	77	6.0	0.0	0.1	0.0	0.0	4.6
Electric lamp bulbs, tubes, and components.....	11	7704	6.0	0.0	0.1	0.0	0.0	4.6
Electric lamp bulbs, tubes, and components.....	11	770401	6.0	0.0	0.1	0.0	0.0	4.6
Electronic components and accessories.....	11	78	-0.2	0.1	0.1	-0.5	-1.2	0.2
Relays for electronic circuitry, industrial control overload, and switchgear type.....	11	7821	7.9	0.0	0.0	0.0	0.0	0.0
Relays for electronic circuitry, industrial control overload, and switchgear type.....	11	782119	7.9	0.0	0.0	0.0	0.0	0.0
Switches, mechanical, for electronic circuitry.....	11	7822	-	0.0	0.0	0.0	-	-

See footnotes at end of table.

Table 7. Producer price index percentage changes for commodity and service groupings and individual items, not seasonally adjusted — Continued
[June 2023]

Title	Commodity code		Unadjusted 12-month percent change ¹	Unadjusted 1-month percent change ¹				
	Group code	Item code		June 2022 to June 2023 ^P	Jan. to Feb.	Feb. to Mar. ^P	Mar. to Apr. ^P	Apr. to May ^P
Switches, mechanical, for electronic circuitry.....	11	782299	-	0.0	0.0	0.0	-	-
Connectors for electronic circuitry.....	11	7824	5.4	0.1	2.3	-1.4	0.0	0.0
Connectors for electronic circuitry.....	11	782481	5.4	0.1	2.3	-1.4	0.0	0.0
Filters, crystals, and transducers.....	11	7828	-0.7	0.4	0.6	0.0	0.0	0.0
Filters, crystals, and transducers.....	11	782890	-0.7	0.4	0.6	0.0	0.0	0.0
Crystal, filter, piezoelectric, and other related electronic devices (exc. microwave filters).....	11	7828901	-0.7	0.4	0.6	0.0	0.0	0.0
Integrated microcircuits.....	11	7839	0.1	0.2	-0.4	-1.3	-0.6	0.4
Integrated microcircuits.....	11	783911	0.1	0.2	-0.4	-1.3	-0.6	0.4
Other semiconductor and related devices.....	11	7847	5.0	1.3	0.0	0.0	0.0	0.0
Other semiconductor devices, including parts (such as chips, wafers and heat sinks).....	11	784711	5.0	1.3	0.0	0.0	0.0	0.0
Bare printed circuit boards.....	11	7849	8.6	1.2	0.0	0.0	0.0	1.9
Bare printed circuit boards.....	11	784901	8.6	1.2	0.0	0.0	0.0	1.9
Electronic coils, transformers, and other inductors.....	11	7853	11.1	2.6	1.0	0.3	0.0	0.3
Electronic coils, transformers, and other inductors.....	11	785399	11.1	2.6	1.0	0.3	0.0	0.3
Capacitors and resistors for electronic circuitry.....	11	7854	-	0.3	0.0	0.0	0.0	0.0
Capacitors for electronic circuitry.....	11	785411	4.7	0.4	0.0	0.0	0.0	0.0
Microwave components, electron tubes, and other electronic components, n.e.c.....	11	7856	2.8	1.0	0.5	0.1	0.0	0.0
Printed circuit assemblies, loaded boards, modules and consumer external modems.....	11	7861	-16.0	-3.1	0.0	0.0	-6.2	0.1
Printed circuit assemblies, loaded boards, modules and consumer external modems.....	11	786199	-16.0	-3.1	0.0	0.0	-6.2	0.1
Miscellaneous electrical machinery and equipment.....	11	79	3.7	-0.3	0.0	0.0	0.2	0.1
Storage batteries.....	11	7901	2.3	0.0	-0.1	1.0	0.0	0.1
Storage batteries, lead acid type, BCI dimensional group 8D or smaller.....	11	790103	2.4	-0.1	-0.1	1.5	0.0	0.0
Storage batteries, lead acid type, larger than BCI dimensional group 8D.....	11	790104	2.2	0.0	0.0	0.0	0.0	0.8
Storage batteries (excluding lead acid), including parts for all storage batteries.....	11	790105	2.2	0.0	0.0	0.0	0.0	0.0
Primary batteries.....	11	7902	7.6	-0.1	0.1	-0.1	-0.3	0.8
Primary batteries.....	11	790229	7.6	-0.1	0.1	-0.1	-0.3	0.8
Carbon and graphite products.....	11	7903	21.1	0.2	0.5	-0.4	0.2	0.0
X-ray and electromedical equipment.....	11	7905	3.0	0.0	0.0	0.0	0.3	0.0
Irradiation equipment.....	11	790512	2.4	0.0	0.0	0.0	0.0	0.0
Electromedical equipment, including diagnostic, therapeutic and patient monitoring equipment.....	11	790541	3.3	0.0	0.0	0.0	0.4	0.0
Miscellaneous electrical industrial apparatus.....	11	7929	-5.1	-3.8	0.0	-0.8	-0.3	1.0
Rectifying apparatus.....	11	792902	5.9	0.0	0.0	1.8	0.0	0.0
Other electrical equipment for industrial use, except for electronic circuitry.....	11	792904	-10.6	-5.2	0.0	-1.8	-0.4	1.4
All other electrical equipment and components, except industrial.....	11	7939	0.4	0.0	0.0	0.0	0.0	0.0
All other electrical equipment and components, except industrial.....	11	793901	0.4	0.0	0.0	0.0	0.0	0.0
Miscellaneous instruments.....	11	8	6.8	0.6	0.4	0.3	0.4	0.2
Automatic environmental controls for monitoring residential, commercial, and appliance use.....	11	81	6.3	0.1	0.0	1.1	1.8	0.2
Automatic environmental controls for monitoring residential, commercial, and appliance use.....	11	8105	6.3	0.1	0.0	1.1	1.8	0.2
Automatic environmental controls for monitoring residential, commercial, and appliance use.....	11	810501	6.3	0.1	0.0	1.1	1.8	0.2
Industrial process control instruments.....	11	82	7.1	0.0	0.1	0.2	0.3	0.9
Industrial process control instruments.....	11	8201	7.1	0.0	0.1	0.2	0.3	0.9
Industrial process control instruments.....	11	820171	7.1	0.0	0.1	0.2	0.3	0.9
Fluid meters and counting devices.....	11	84	11.3	2.5	2.7	1.3	0.3	0.6
Fluid meters and counting devices.....	11	8401	11.3	2.5	2.7	1.3	0.3	0.6
Engineering and scientific instruments.....	11	85	5.8	0.0	0.0	0.5	0.2	0.0
Aeronautical, nautical, and navigational instruments.....	11	8501	3.8	0.0	0.0	0.6	0.0	0.0
Aeronautical, nautical, and navigational instruments.....	11	850111	3.8	0.0	0.0	0.6	0.0	0.0
Hospital beds and specialized hospital furniture.....	11	8504	15.7	-	-	0.0	1.0	0.0
Hospital beds and specialized hospital furniture.....	11	850404	15.7	-	-	0.0	1.0	0.0
Measuring instruments and lenses.....	11	86	5.2	1.2	0.4	0.2	0.7	0.1
Sighting, tracking, and fire-control equipment, optical type.....	11	8601	2.5	0.0	0.0	0.0	0.0	0.0
Sighting, tracking, and fire-control equipment, optical type.....	11	860111	2.5	0.0	0.0	0.0	0.0	0.0
All other miscellaneous optical instruments and lenses.....	11	8602	4.8	0.0	1.2	0.5	0.0	-0.3
All other miscellaneous optical instruments and lenses.....	11	860211	4.8	0.0	1.2	0.5	0.0	-0.3

See footnotes at end of table.

Table 7. Producer price index percentage changes for commodity and service groupings and individual items, not seasonally adjusted — Continued
[June 2023]

Title	Commodity code		Unadjusted 12-month percent change ¹	Unadjusted 1-month percent change ¹				
	Group code	Item code		June 2022 to June 2023 ^P	Jan. to Feb.	Feb. to Mar. ^P	Mar. to Apr. ^P	Apr. to May ^P
Laboratory analytical instruments.....	11	8603	5.6	1.5	0.2	0.2	0.8	0.1
Laboratory analytical instruments.....	11	860311	5.6	1.5	0.2	0.2	0.8	0.1
Measuring & controlling devices, n.e.c.....	11	89	9.4	0.0	0.2	-0.2	0.0	-0.1
Aircraft engine instruments.....	11	8901	3.8	1.2	0.0	-2.3	0.0	2.3
Aircraft engine instruments.....	11	890199	3.8	1.2	0.0	-2.3	0.0	2.3
Nuclear radiation detection & monitoring instruments.....	11	8904	9.1	0.0	0.1	0.0	0.5	0.5
Nuclear radiation detection & monitoring instruments.....	11	890499	9.1	0.0	0.1	0.0	0.5	0.5
Physical properties and kinematic testing equipment.....	11	8905	13.5	0.0	0.0	0.0	0.0	0.0
Physical properties and kinematic testing equipment.....	11	890599	13.5	0.0	0.0	0.0	0.0	0.0
Commercial, geophysical, meteorological, surveying, drafting & general-purpose instruments.....	11	8906	7.5	-0.3	0.6	0.3	0.0	-1.3
Commercial, geophysical, meteorological & general-purpose instruments.....	11	890699	7.5	-0.3	0.6	0.3	0.0	-1.3
Miscellaneous machinery.....	11	9	5.5	0.3	0.5	0.4	0.2	0.2
Oil field and gas field machinery.....	11	91	7.0	0.0	0.3	0.3	0.0	0.0
Oil and gas field drilling, surveying, and cementing machinery (except parts sold separately).....	11	9102	7.6	0.0	0.0	0.0	0.0	0.0
Oil and gas field drilling, surveying, and cementing machinery (except parts sold separately).....	11	910201	7.6	0.0	0.0	0.0	0.0	0.0
Oil field and gas field production machinery (except pumps and parts sold separately).....	11	9104	3.2	0.0	-0.2	1.1	0.0	0.0
Oil field and gas field production machinery (except pumps and parts sold separately).....	11	910456	3.2	0.0	-0.2	1.1	0.0	0.0
Parts and attachments for oil and gas field machinery and equipment.....	11	9106	9.7	0.0	1.6	0.0	0.0	0.0
Parts and attachments for oil and gas field drilling machinery and equipment.....	11	910602	-	0.0	2.1	0.0	-	-
Parts and attachments for oil and gas field production machinery and equipment.....	11	910604	-	0.0	0.8	0.0	0.0	-
Mining machinery and equipment.....	11	92	9.7	0.0	0.0	4.1	0.1	0.1
Mining machinery and equipment (except parts sold separately).....	11	9207	10.6	0.0	0.0	4.7	0.0	0.0
Underground mining machinery (except parts sold separately).....	11	920701	-	0.0	0.0	13.5	0.1	-
Crushing, pulverizing, & screening machinery (except parts sold separately).....	11	920702	-	0.0	0.0	0.0	0.0	-
Drills and other mining machinery (except parts sold separately).....	11	920703	-	0.1	0.0	0.0	0.0	-
Mineral processing & beneficiation machinery (except parts sold separately).....	11	920704	7.2	0.0	0.0	0.0	0.0	0.0
Parts and attachments for mining machinery and equipment (sold separately).....	11	9253	6.8	0.0	0.0	2.0	0.1	0.2
Parts and attachments for mining machinery and equipment (sold separately).....	11	925303	6.8	0.0	0.0	2.0	0.1	0.2
Internal combustion engines.....	11	94	5.9	0.0	0.0	0.3	-0.1	0.1
Diesel, semidiesel, and dual-fuel engines (except automotive).....	11	9407	9.0	0.0	0.0	0.0	0.0	0.6
Diesel, semidiesel, and dual-fuel engines (except automotive).....	11	940725	9.0	0.0	0.0	0.0	0.0	0.6
Diesel, semidiesel, and dual-fuel engines for automobiles, trucks, and buses.....	11	9408	4.1	-0.1	0.0	0.6	0.0	0.0
Diesel, semidiesel, and dual-fuel engines for automobiles, trucks, and buses.....	11	940811	4.1	-0.1	0.0	0.6	0.0	0.0
Parts & accessories for internal combustion engines, ex. aircraft & gasoline automotive engines.....	11	9413	6.6	0.0	0.0	0.4	0.0	0.0
Parts & accessories for internal combustion engines, ex. aircraft & gasoline automotive engines.....	11	941301	6.6	0.0	0.0	0.4	0.0	0.0
Machine shop products.....	11	95	5.2	0.5	0.1	0.2	0.5	0.2
Machine shop products.....	11	9505	5.2	0.5	0.1	0.2	0.5	0.2
Machine shop job work and job order repairs.....	11	950501	5.2	0.5	0.1	0.2	0.5	0.2
Turbines and turbine generator sets.....	11	97	4.0	0.3	3.9	0.2	0.2	0.3
Turbines and turbine generator sets (excluding parts).....	11	9701	4.0	0.3	3.9	0.2	0.2	0.3
Steam, gas, and other turbines and turbine generators.....	11	970103	1.3	0.2	0.8	0.1	0.1	0.3
Parts & accessories for turbines, turbine generators, and turbine generator sets.....	11	98	2.6	0.5	0.0	0.0	0.0	0.0
Parts & accessories for turbines, turbine generators, and turbine generator sets.....	11	9801	2.6	0.5	0.0	0.0	0.0	0.0
Parts & accessories for turbines, turbine generators, and turbine generator sets.....	11	980101	2.6	0.5	0.0	0.0	0.0	0.0
Furniture and household durables.....	12	-	4.1	0.4	0.1	0.0	0.4	0.0
Household furniture.....	12	1	3.5	0.0	0.2	-0.3	-0.1	0.2
Metal household furniture.....	12	11	3.1	0.7	0.2	-0.6	0.0	0.3
Metal household furniture.....	12	1101	3.1	0.7	0.2	-0.6	0.0	0.3

See footnotes at end of table.

Table 7. Producer price index percentage changes for commodity and service groupings and individual items, not seasonally adjusted — Continued
[June 2023]

Title	Commodity code		Unadjusted 12-month percent change ¹	Unadjusted 1-month percent change ¹				
	Group code	Item code		June 2022 to June 2023 ^P	Jan. to Feb.	Feb. to Mar. ^P	Mar. to Apr. ^P	Apr. to May ^P
Metal household dining room and kitchen furniture.....	12	110102	-0.6	-0.3	1.2	-3.6	0.0	1.7
Other metal household furniture.....	12	110104	5.1	0.9	0.0	0.0	0.0	0.0
Metal household furniture, beds, nonupholstered.....	12	1101041	10.9	1.2	0.0	0.0	0.0	0.0
Wood household furniture (nonupholstered).....	12	12	5.2	0.9	0.6	-2.1	-0.1	3.6
Wood household furniture (nonupholstered).....	12	1206	-	0.9	0.6	-2.1	-0.1	3.6
Wood living room furniture (nonupholstered).....	12	120602	3.8	0.7	0.0	-0.9	0.0	1.8
Wood dining room, outdoor, and ready-to-assemble furniture (nonupholstered).....	12	120603	-	0.0	1.5	-2.3	0.1	4.8
Wood bedroom furniture, including infants' and children's, (nonupholstered).....	12	120605	2.1	0.4	0.0	0.6	-0.2	0.4
Upholstered household furniture.....	12	13	5.9	-0.6	0.2	0.0	0.1	0.0
Upholstered household furniture.....	12	1301	5.9	-0.6	0.2	0.0	0.1	0.0
Dual purpose sleep furniture, incl. convertible sofa.....	12	130123	10.5	-0.1	0.2	0.0	0.0	0.0
Upholstered household furniture.....	12	130141	5.6	-0.7	0.2	0.0	0.1	0.1
Upholstered household davenports, sofas, loveseats, and settees.....	12	1301411	4.8	-1.1	0.2	-0.1	0.0	0.0
Upholstered household sectional sofa pieces.....	12	1301412	5.8	-0.2	0.1	0.0	0.0	0.0
Upholstered household rocking chairs, including swivel rockers.....	12	1301413	-1.1	-4.9	1.8	0.0	0.7	0.0
Other upholstered household furniture, including custom.....	12	1301415	2.5	0.3	0.0	0.1	0.3	0.4
Bedding.....	12	14	1.0	0.5	0.0	0.0	-0.3	-0.6
Bedding.....	12	1401	1.0	0.5	0.0	0.0	-0.3	-0.6
Innerspring mattresses, excluding crib size.....	12	140104	2.1	0.3	-0.1	0.0	0.0	-1.7
Mattress foundations.....	12	140107	-5.9	0.0	0.6	-0.6	-7.2	-0.5
Mattresses, other types, including crib, foam, waterbed mattresses and mattress inserts.....	12	140114	5.2	0.4	0.0	0.0	0.0	0.0
Sleep system ensembles and mattresses, excluding conventional waterbeds.....	12	140122	-7.4	0.0	0.0	0.0	0.0	0.0
Mattress and foundation sets.....	12	140134	-1.9	1.0	0.0	0.0	0.0	0.0
Metal porch, lawn, outdoor & casual furniture.....	12	15	6.9	0.0	0.0	0.0	0.0	-1.8
Porch and lawn furniture.....	12	1501	6.9	0.0	0.0	0.0	0.0	-1.8
Metal porch, lawn, outdoor & casual furniture.....	12	150112	6.9	0.0	0.0	0.0	0.0	-1.8
Nonupholstered household furniture, except wood and metal.....	12	16	-	0.0	0.0	0.0	-	-
Nonupholstered household furniture, except wood and metal.....	12	1601	-	0.0	0.0	0.0	-	-
Nonupholstered household furniture, except wood and metal.....	12	160101	-	0.0	0.0	0.0	-	-
Commercial furniture.....	12	2	4.3	0.6	0.5	-0.2	0.4	-0.3
Wood office furniture and store fixtures.....	12	21	4.2	1.0	0.2	0.4	-0.7	-0.1
Wood office furniture and store fixtures.....	12	2101	4.2	1.0	0.2	0.4	-0.7	-0.1
Wood office seating, including upholstered.....	12	210112	-3.7	2.8	0.1	0.4	0.0	0.0
Wood office desks and extensions.....	12	210113	7.1	2.0	0.4	0.5	0.0	0.7
Wood office files, storage units, and tables.....	12	210114	3.2	0.2	0.3	0.4	0.0	0.4
Wood office furniture, other types (incl. panel/desk systems).....	12	210116	2.2	0.0	0.1	0.3	0.0	0.0
Fixtures for stores, banks and offices.....	12	210161	5.2	1.0	0.2	0.4	-0.8	-0.2
Custom architectural woodwork, millwork, and fixtures.....	12	2101611	6.0	1.4	0.6	0.0	-1.1	0.0
Wood lockers, partitions, and shelving (except custom).....	12	2101612	1.7	0.2	-3.9	1.3	-0.2	-4.1
Wood furniture dimensions and nonwood furniture parts and frames..	12	2101615	15.4	-2.9	1.5	8.1	1.8	0.3
Nonwood furniture and store fixtures.....	12	22	4.0	0.2	0.8	-0.9	1.5	-0.5
Nonwood commercial storage units, files, and tables.....	12	2202	10.1	0.0	1.2	-3.8	6.9	0.5
Nonwood commercial storage units, files, and tables.....	12	220202	10.1	0.0	1.2	-3.8	6.9	0.5
Nonwood commercial furniture.....	12	2203	7.7	0.4	0.0	-2.3	1.2	0.0
Nonwood commercial desks and extensions.....	12	220321	-	-	-	-	-	-
Nonwood office seating.....	12	220325	1.5	-0.2	-0.5	-6.2	4.8	0.0
Nonwood office furniture panel systems, and other nonwood office furniture.....	12	220326	11.3	1.0	0.3	0.3	-1.3	-0.1
Nonwood partitions and fixtures.....	12	2204	-1.7	0.2	1.7	1.9	0.0	-1.5
Storage racks and accessories, except wood.....	12	220407	-14.2	0.0	4.3	6.1	0.0	-2.3
Fixtures (bank, office, and store) except wood.....	12	220409	13.8	0.0	1.2	0.0	1.7	-0.7
Public building furniture.....	12	23	5.8	0.9	0.0	0.1	0.2	0.0
Public building furniture.....	12	2301	5.8	0.9	0.0	0.1	0.2	0.0
School furniture (except stone and concrete), excluding library furniture.....	12	230101	8.3	1.1	0.0	0.4	0.0	0.0
Public building and related furniture, excluding school & restaurant furniture.....	12	230102	4.3	0.8	0.0	-0.1	0.3	0.0
Commercial furniture and fixtures, n.e.c.....	12	24	5.1	0.1	0.2	0.3	0.1	0.2
Commercial furniture and fixtures, n.e.c.....	12	2401	5.1	0.1	0.2	0.3	0.1	0.2
Bar, bowling center, cafeteria, and restaurant furniture.....	12	240104	0.9	0.1	0.0	-1.2	0.0	0.0

See footnotes at end of table.

Table 7. Producer price index percentage changes for commodity and service groupings and individual items, not seasonally adjusted — Continued
[June 2023]

Title	Commodity code		Unadjusted 12-month percent change ¹	Unadjusted 1-month percent change ¹				
	Group code	Item code		June 2022 to June 2023 ^P	Jan. to Feb.	Feb. to Mar. ^P	Mar. to Apr. ^P	Apr. to May ^P
Other commercial and institutional furniture and fixtures, n.e.c.....	12	240108	7.4	0.2	0.3	1.0	0.2	0.3
Floor coverings.....	12	3	2.8	0.1	-0.3	0.5	-0.2	-0.3
Carpets and rugs.....	12	31	2.9	0.1	-0.3	0.6	-0.2	-0.3
Carpet and rugs.....	12	3101	2.9	0.1	-0.3	0.6	-0.2	-0.3
Carpet and rugs.....	12	310101	2.9	0.1	-0.3	0.6	-0.2	-0.3
Resilient floor coverings.....	12	32	2.3	-0.2	0.0	0.0	0.0	0.0
Resilient floor coverings.....	12	3201	2.3	-0.2	0.0	0.0	0.0	0.0
Resilient floor coverings.....	12	320170	2.3	-0.2	0.0	0.0	0.0	0.0
Household appliances.....	12	4	2.7	0.3	-0.4	0.2	1.7	0.1
Major appliances.....	12	41	2.5	0.1	-0.5	0.2	2.0	0.2
Household cooking appliances.....	12	4101	4.1	1.0	-1.1	0.3	3.3	-0.2
Electric household ranges, ovens (including microwave), surface cooking units, and equipment.....	12	410105	-0.2	0.4	0.6	2.7	0.4	-3.4
Gas household ranges, ovens, surface cooking units and equipment.	12	410139	4.2	2.4	-1.5	-2.1	3.7	0.3
Other household ranges and cooking equipment, including outdoor equipment.....	12	410169	13.0	0.2	-2.5	0.0	6.3	2.7
Household refrigeration equipment.....	12	4103	3.0	0.0	-0.2	-0.1	1.0	-0.6
Household refrigerators, including refrigerator-freezer combinations.....	12	410329	3.4	0.1	-0.2	0.2	0.7	-0.6
Other major household appliances including room air-conditioners.....	12	4104	1.7	-1.5	0.3	0.5	1.4	1.8
Room air-conditioners.....	12	410445	-	0.6	0.0	0.0	0.0	2.7
Household vacuum cleaners, including parts and attachments.....	12	43	9.5	4.2	-0.3	0.9	0.0	0.0
Household vacuum cleaners and other floor care machines (including parts and attachments).....	12	4301	9.5	4.2	-0.3	0.9	0.0	0.0
Household vacuum cleaners and other floor care machines (including parts and attachments).....	12	430114	9.5	4.2	-0.3	0.9	0.0	0.0
Electric housewares and fans.....	12	44	-0.1	0.0	0.0	0.0	0.6	-1.1
Parts and attachments for small electric household appliances, including fan parts.....	12	4403	3.3	0.0	0.0	0.0	0.0	0.0
Parts and attachments for small electric household appliances, including fan parts.....	12	440311	3.3	0.0	0.0	0.0	0.0	0.0
Small electric household appliances, including fans.....	12	4404	-0.3	0.0	0.0	0.0	0.6	-1.1
Small electric household appliances, including fans.....	12	440401	-0.3	0.0	0.0	0.0	0.6	-1.1
Portable residential lighting fixtures, including parts and accessories.....	12	45	7.5	2.6	0.0	0.0	0.0	0.0
Portable residential lighting fixtures, including parts and accessories.....	12	4501	7.5	2.6	0.0	0.0	0.0	0.0
Portable residential lighting fixtures, including parts and accessories.....	12	450135	7.5	2.6	0.0	0.0	0.0	0.0
Home electronic equipment.....	12	5	3.1	0.7	0.0	0.0	0.0	0.0
Speakers and commercial sound equipment.....	12	57	2.5	1.4	0.0	0.0	0.0	0.0
Speakers and commercial sound equipment.....	12	5707	2.5	1.4	0.0	0.0	0.0	0.0
Speakers and commercial sound equipment.....	12	570708	2.5	1.4	0.0	0.0	0.0	0.0
Other home electronic equipment.....	12	58	4.2	0.0	0.0	0.0	0.0	0.0
Other home electronic equipment, including television receivers and automotive A/V equipment.....	12	5803	4.2	0.0	0.0	0.0	0.0	0.0
All other consumer audio and video equipment, excluding TV receivers and automotive A/V equip.....	12	580301	4.2	0.0	0.0	0.0	0.0	0.0
Other household durable goods.....	12	6	7.2	1.2	0.3	0.1	-0.4	0.7
Vitreous china, fine earthenware, and other pottery products.....	12	61	4.8	0.0	0.0	0.0	3.3	0.0
Vitreous china, porcelain, and earthenware table and kitchenware and other pottery products.....	12	6101	4.8	0.0	0.0	0.0	3.3	0.0
Vitreous china, porcelain, and earthenware (semivitreous) table and kitchenware.....	12	610104	2.6	0.0	0.0	0.0	0.0	0.0
All other pottery products (including china decorated for the trade).....	12	610105	5.1	0.0	0.0	0.0	3.8	0.0
Mirrors (decorated and undecorated).....	12	65	16.0	7.1	1.3	-0.9	-3.1	4.5
Mirrors (decorated and undecorated), made from purchased glass.....	12	6501	16.0	7.1	1.3	-0.9	-3.1	4.5
Mirrors (decorated and undecorated), made from purchased glass.....	12	650104	16.0	7.1	1.3	-0.9	-3.1	4.5
Lawn/garden equipment.....	12	66	4.2	0.1	0.0	0.3	0.0	-0.2
Parts and attachments for consumer lawn, garden, and snow equipment.....	12	6605	7.2	0.6	0.0	0.2	0.2	0.0
Parts and attachments for consumer lawn, garden, and snow equipment.....	12	660503	7.2	0.6	0.0	0.2	0.2	0.0
Consumer lawn, garden, and snow equipment.....	12	6607	3.5	0.0	0.0	0.3	0.0	-0.2
Consumer lawn, garden, and snow equipment.....	12	660701	3.5	0.0	0.0	0.3	0.0	-0.2
Consumer riding lawn, garden, and snow equipment.....	12	6607011	2.0	0.0	0.0	0.0	0.0	0.0
Consumer nonriding lawn, garden, and snow equipment.....	12	6607012	4.7	0.0	0.0	0.7	0.0	-0.4

See footnotes at end of table.

Table 7. Producer price index percentage changes for commodity and service groupings and individual items, not seasonally adjusted — Continued
[June 2023]

Title	Commodity code		Unadjusted 12-month percent change ¹	Unadjusted 1-month percent change ¹				
	Group code	Item code		June 2022 to June 2023 ^P	Jan. to Feb.	Feb. to Mar. ^P	Mar. to Apr. ^P	Apr. to May ^P
Cutlery, flatware (except precious), razors and razor blades.	12	67	3.2	1.0	0.1	1.3	0.0	0.0
Cutlery, flatware (except precious), razors and razor blades.	12	6701	3.2	1.0	0.1	1.3	0.0	0.0
Cutlery, scissors, shears, trimmers, and snips.	12	670141	10.7	0.7	0.1	2.9	0.0	0.0
Metal kitchen utensil, pots, and pans.	12	68	3.2	-0.1	1.1	0.0	0.0	0.0
Metal kitchen utensil, pots, and pans.	12	6801	3.2	-0.1	1.1	0.0	0.0	0.0
Stamped and spun kitchen utensils, aluminum.	12	680101	-	0.0	1.3	0.0	0.0	0.0
Window shades, blinds, and accessories.	12	69	14.7	0.0	0.1	0.0	0.0	0.0
Window shades, blinds, and accessories.	12	6901	14.7	0.0	0.1	0.0	0.0	0.0
Window shades and window shade accessories and rollers.	12	690101	20.2	0.0	0.0	0.0	0.0	0.0
Other shades and blinds, including curtain and drapery fixtures, poles, & rods.	12	690103	-	0.0	0.0	0.0	-0.1	0.0
Nonmetallic mineral products.	13	-	8.3	0.9	0.3	-0.2	0.1	0.3
Glass.	13	1	7.6	3.0	-0.1	-0.2	-0.4	0.6
Flat glass.	13	11	8.5	3.6	-0.1	-0.3	-0.6	0.7
Specialty glass.	13	1107	8.7	4.6	0.1	-0.1	-0.9	0.0
Specialty glass.	13	110703	8.7	4.6	0.1	-0.1	-0.9	0.0
Other glass products, made by flat glass producers.	13	1107034	8.3	0.0	0.0	0.0	0.0	0.0
Flat glass (float, sheet, and plate process).	13	1108	-	0.1	-0.9	-0.8	0.4	3.3
Flat glass (float, sheet, and plate process).	13	110811	-	0.1	-0.9	-0.8	0.4	3.3
Other finished glassware.	13	13	4.9	0.7	0.0	0.0	0.3	0.0
Pressed and blown glassware.	13	1301	4.9	0.7	0.0	0.0	0.3	0.0
Machine-made pressed & blown table, kitchen, art, & novelty glassware.	13	130116	4.5	0.0	0.0	0.0	0.0	0.0
All other machine-made pressed and blown glassware.	13	130117	5.3	1.5	0.0	0.0	0.1	0.0
Handmade pressed and blown glassware.	13	130118	10.8	0.5	0.2	0.0	7.3	0.0
Concrete ingredients and related products.	13	2	9.7	1.1	0.1	0.1	0.2	0.3
Construction sand, gravel, and crushed stone.	13	21	8.5	1.0	0.0	0.1	0.3	0.3
Construction sand, gravel and crushed stone.	13	2101	8.5	1.0	0.0	0.1	0.3	0.3
Construction sand and gravel (run of pit/bank, washed, screened, etc.)..	13	210120	7.2	0.8	-0.4	1.2	0.9	0.1
Construction sand and gravel, Northeast.	13	2101201	12.1	0.0	0.0	0.7	-0.7	0.0
Construction sand and gravel, Midwest.	13	2101202	10.2	1.7	-1.3	2.6	1.8	0.0
Construction sand and gravel, West.	13	2101204	7.7	0.8	-0.3	1.1	1.2	0.2
Crushed and broken stone.	13	210121	9.1	1.1	0.2	-0.3	0.0	0.5
Crushed and broken limestone.	13	2101212	8.8	1.4	0.3	-0.2	0.0	0.7
Crushed and broken granite.	13	2101213	12.9	0.1	-0.4	2.5	0.0	0.0
Bituminous limestone, sandstone, & other crushed & broken stone. ...	13	2101219	6.5	1.4	0.4	-3.9	0.0	0.0
Cement, hydraulic.	13	22	13.3	1.2	0.2	0.1	0.1	0.1
Cement, hydraulic.	13	2201	13.3	1.2	0.2	0.1	0.1	0.1
Cement, hydraulic.	13	220161	13.3	1.2	0.2	0.1	0.1	0.1
Concrete products.	13	3	11.3	0.5	0.7	0.6	0.6	0.3
Concrete block and brick.	13	31	11.6	0.3	0.3	1.0	0.0	0.1
Structural concrete block.	13	3111	13.9	1.1	-0.1	1.0	0.1	0.2
Structural concrete block.	13	311135	13.9	1.1	-0.1	1.0	0.1	0.2
Structural concrete block, lightweight units (weighing less than 105 lb/cubic ft.) (dry weight).	13	3111351	14.6	0.7	-0.3	1.8	0.0	0.0
Structural concrete block, mediumweight units (weighing 105 - 124 lb/cubic ft.) (dry weight).	13	3111352	13.9	0.1	0.0	0.4	0.5	0.2
Structural concrete block, normalweight units (weighing 125 lb or more/cubic ft.) (dry weight).	13	3111353	12.8	2.1	-0.1	0.5	0.0	0.4
Decorative concrete block.	13	3121	12.6	0.0	0.5	0.8	0.0	0.0
Decorative concrete block (including screen, split, slump, shadowal block, etc.).	13	312101	12.6	0.0	0.5	0.8	0.0	0.0
Concrete brick.	13	3131	8.2	0.0	0.5	1.0	0.0	0.0
Concrete brick.	13	313101	8.2	0.0	0.5	1.0	0.0	0.0
Concrete pavers.	13	3141	8.7	0.0	0.5	1.0	0.0	0.0
Concrete pavers (including grid, interlocking, etc.).	13	314101	8.7	0.0	0.5	1.0	0.0	0.0
Concrete pipe.	13	32	15.1	2.6	-3.4	0.7	0.4	1.7
Concrete pipe.	13	3201	15.1	2.6	-3.4	0.7	0.4	1.7
Concrete pipe.	13	320108	15.1	2.6	-3.4	0.7	0.4	1.7
Concrete storm sewer pipe.	13	3201082	11.5	0.4	-1.0	0.0	0.4	-0.1
Concrete pipe, except concrete culvert and storm sewer pipe.	13	3201083	10.9	0.2	0.0	0.0	0.2	3.1
Ready-mix concrete.	13	33	12.1	0.5	0.9	0.7	0.8	0.2
Ready-mix concrete.	13	3301	12.1	0.5	0.9	0.7	0.8	0.2

See footnotes at end of table.

Table 7. Producer price index percentage changes for commodity and service groupings and individual items, not seasonally adjusted — Continued
[June 2023]

Title	Commodity code		Unadjusted 12-month percent change ¹	Unadjusted 1-month percent change ¹				
	Group code	Item code		June 2022 to June 2023 ^P	Jan. to Feb.	Feb. to Mar. ^P	Mar. to Apr. ^P	Apr. to May ^P
Ready-mix concrete.....	13	330101	12.1	0.5	0.9	0.7	0.8	0.2
Northeast region ready-mix concrete.....	13	330101A	8.5	1.9	1.8	1.6	-1.4	0.0
Midwest region ready-mix concrete.....	13	330101B	16.4	0.2	1.7	0.2	1.9	0.0
South region ready-mix concrete.....	13	330101C	12.1	0.6	0.7	0.4	0.9	0.6
West region ready-mix concrete.....	13	330101D	10.2	0.2	0.3	1.3	0.6	0.0
Precast concrete products.....	13	34	9.2	0.3	1.2	0.1	0.4	0.7
Precast concrete products.....	13	3401	9.2	0.3	1.2	0.1	0.4	0.7
Precast concrete products.....	13	340106	9.2	0.3	1.2	0.1	0.4	0.7
Precast concrete slabs and tile, roof and floor units.....	13	3401061	—	3.0	0.0	0.0	0.0	—
Precast concrete architectural wall panels.....	13	3401062	1.8	0.0	0.0	-0.1	0.6	0.0
Burial vaults and boxes, precast concrete.....	13	3401063	8.9	0.0	0.0	0.0	0.0	0.0
Precast concrete products (excl burial vaults and boxes, slabs and tile, and arch. wall panels).....	13	3401064	11.0	0.1	1.7	0.1	0.5	0.9
Prestressed concrete products.....	13	35	4.5	-0.3	0.1	0.7	-0.2	-0.7
Prestressed concrete products.....	13	3501	4.5	-0.3	0.1	0.7	-0.2	-0.7
Prestressed concrete products.....	13	350107	4.5	-0.3	0.1	0.7	-0.2	-0.7
Prestressed concrete bridge beams and solid and hollow cored slabs and panels.....	13	3501071	4.3	0.0	-0.4	-0.3	-0.3	-1.3
Prestressed concrete bridge beams.....	13	35010711	3.8	-0.4	-0.3	0.0	0.1	-1.3
Prestressed concrete solid and hollow cored slabs and panels.....	13	35010712	4.8	0.9	-0.6	-1.0	-1.5	-1.0
Prestressed concrete products (excl bridge beams and solid and hollow cored slabs and panels).....	13	3501072	4.1	-0.7	0.8	1.8	0.0	0.0
Clay construction products ex. refractories.....	13	4	9.4	1.0	-0.3	0.8	1.2	0.4
Brick and structural clay tile.....	13	42	8.2	3.4	0.8	0.0	0.2	0.0
Building or common brick.....	13	4201	8.1	3.4	0.7	0.0	0.2	0.0
Building or common brick.....	13	420101	8.1	3.4	0.7	0.0	0.2	0.0
Glazed brick and other brick (paving, floor, and sewer).....	13	4202	11.7	0.0	2.2	0.0	0.0	0.0
Glazed brick and other brick (paving, floor, and sewer).....	13	420201	11.7	0.0	2.2	0.0	0.0	0.0
Clay floor and wall tile, glazed and unglazed.....	13	44	11.0	-1.3	-2.2	1.9	2.4	0.9
Clay floor and wall tile, glazed and unglazed (including quarry tile and ceramic mosaic tile).....	13	4401	11.0	-1.3	-2.2	1.9	2.4	0.9
Clay floor and wall tile, glazed and unglazed (including quarry tile and ceramic mosaic tile).....	13	440131	11.0	-1.3	-2.2	1.9	2.4	0.9
Structural clay products, n.e.c.....	13	45	9.3	0.0	5.7	0.0	0.0	0.0
Structural clay products, n.e.c.....	13	4501	9.3	0.0	5.7	0.0	0.0	0.0
All other structural clay products, excluding clay refractories.....	13	450199	8.3	0.0	7.1	0.0	0.0	0.0
Refractories.....	13	5	7.3	0.3	-0.3	0.0	0.4	0.1
Clay refractories.....	13	52	4.6	0.0	0.0	0.0	0.0	0.0
Clay refractories.....	13	5201	4.6	0.0	0.0	0.0	0.0	0.0
Clay refractories.....	13	520181	4.6	0.0	0.0	0.0	0.0	0.0
Nonclay refractories.....	13	53	10.8	1.3	-1.1	0.1	1.5	0.3
Nonclay refractories (excluding dead-burned magnesia).....	13	5301	10.8	1.3	-1.1	0.1	1.5	0.3
Nonclay refractories (excluding dead-burned magnesia).....	13	530112	10.8	1.3	-1.1	0.1	1.5	0.3
Asphalt felts and coatings.....	13	6	3.4	-0.2	0.1	1.8	0.5	1.6
Prepared asphalt and tar roofing and siding products.....	13	61	3.1	-0.3	0.1	2.3	0.5	1.9
Prepared asphalt and tar roofing and siding products.....	13	6101	3.1	-0.3	0.1	2.3	0.5	1.9
Prepared asphalt and tar roofing and siding products.....	13	610131	3.1	-0.3	0.1	2.3	0.5	1.9
Asphalt smooth-surfaced roll roofing and cap sheets, organic and fiberglass base.....	13	6101311	15.4	0.3	7.2	6.2	-5.9	7.8
Asphalt mineral-surfaced roll roofing and cap sheets, organic and fiberglass base.....	13	6101312	5.8	0.5	0.0	0.0	3.1	0.0
Other prepared asphalt and tar products for roofing and siding.....	13	6101317	2.7	0.3	-0.1	-0.9	0.4	0.3
Roofing asphalts, pitches, coatings, and cement.....	13	62	5.8	0.1	0.4	-0.6	0.4	0.3
Roofing asphalts, pitches, coatings, and cement.....	13	6201	5.8	0.1	0.4	-0.6	0.4	0.3
Roofing asphalts, pitches, coatings, and cement.....	13	620121	5.8	0.1	0.4	-0.6	0.4	0.3
Gypsum products.....	13	7	2.5	1.0	0.6	-1.0	-0.9	-0.3
Gypsum products.....	13	71	2.5	1.0	0.6	-1.0	-0.9	-0.3
Gypsum products.....	13	7101	2.5	1.0	0.6	-1.0	-0.9	-0.3
Gypsum building materials.....	13	710102	3.0	1.2	0.7	-1.1	-1.1	-0.3
Other gypsum products.....	13	710116	0.0	0.0	0.0	0.0	0.0	0.0
Glass containers.....	13	8	12.1	-0.3	0.0	0.0	0.6	0.0
Glass containers.....	13	81	12.1	-0.3	0.0	0.0	0.6	0.0

See footnotes at end of table.

Table 7. Producer price index percentage changes for commodity and service groupings and individual items, not seasonally adjusted — Continued
[June 2023]

Title	Commodity code		Unadjusted 12-month percent change ¹	Unadjusted 1-month percent change ¹				
	Group code	Item code		June 2022 to June 2023 ^P	Jan. to Feb.	Feb. to Mar. ^P	Mar. to Apr. ^P	Apr. to May ^P
Glass containers (including value of packaging).....	13	8101	12.1	-0.3	0.0	0.0	0.6	0.0
Glass containers (including value of packaging).....	13	810104	12.1	-0.3	0.0	0.0	0.6	0.0
Other nonmetallic minerals.....	13	9	6.5	1.1	0.3	-1.7	-0.5	-0.1
Insulation materials.....	13	92	7.7	0.5	0.6	-0.1	0.9	-0.3
Mineral wool for thermal and acoustical envelope insulation.....	13	9201	5.0	0.2	0.4	0.4	0.0	-0.4
Mineral wool for thermal and acoustical envelope insulation.....	13	920105	5.0	0.2	0.4	0.4	0.0	-0.4
Mineral wool for industrial, equipment, and appliance insulation.....	13	9202	12.6	0.8	0.8	-0.7	2.3	-0.1
Mineral wool for industrial, equipment, and appliance insulation.....	13	920201	12.6	0.8	0.8	-0.7	2.3	-0.1
Paving mixtures and blocks.....	13	94	1.6	2.2	-0.1	-5.4	-1.5	-0.2
Paving mixtures and blocks.....	13	9401	1.6	2.2	-0.1	-5.4	-1.5	-0.2
Paving mixtures and blocks.....	13	940113	1.6	2.2	-0.1	-5.4	-1.5	-0.2
Emulsified asphalt, including liquid additives.....	13	940113A	0.6	0.0	0.4	0.8	1.3	0.0
Other liquid asphalt and tar paving materials, including cut-backs.....	13	940113B	0.3	-0.2	-0.4	0.3	-3.9	-1.0
Asphalt and tar paving mixtures (excluding liquid).....	13	940113C	1.3	4.9	-0.7	-12.9	-4.8	-0.4
Cut stone and stone products.....	13	95	6.4	1.8	0.0	0.0	-0.4	0.0
Cut stone and stone products.....	13	9501	6.4	1.8	0.0	0.0	-0.4	0.0
Dressed dimension granite (including gneiss, syenite, diorite, and cut granite).....	13	950111	9.2	3.0	0.0	0.0	-0.8	0.0
Dressed dimension limestone (including dolomite, travertine, calcareous, tufa, & cut limestone).....	13	950121	0.1	—	0.0	0.0	0.0	0.0
Dressed dimension marble and other stone.....	13	950151	1.5	0.2	0.0	0.0	0.2	0.0
Gaskets, packing, and sealing devices.....	13	98	7.2	0.0	0.1	0.1	0.5	0.0
Gaskets and gasketing material.....	13	9801	7.1	0.0	0.1	0.0	0.7	0.0
Nonmetallic gaskets and gasketing.....	13	980111	9.3	0.0	0.3	0.0	0.0	0.0
Metallic gaskets and machined seals.....	13	980112	4.6	0.0	0.0	0.0	1.7	0.0
Packing and sealing.....	13	9802	7.4	0.0	0.0	0.1	0.2	0.0
Compression packing.....	13	980211	3.3	0.0	0.0	0.0	0.0	0.0
Molded packing and sealing devices.....	13	980212	7.8	0.0	0.0	0.3	0.5	0.0
Rotary oil seals.....	13	980214	11.1	0.0	0.0	0.0	0.0	0.0
Nonmetallic minerals and products, n.e.c.....	13	99	11.7	0.1	1.0	1.0	-0.4	0.1
Clay and stone mining and quarrying.....	13	9902	11.6	0.2	1.7	1.3	-0.7	0.2
Ground or treated minerals and earths.....	13	990209	10.7	-0.7	1.1	1.3	0.7	-0.1
Treated lightweight aggregate and crushed slag, minerals and earths.....	13	9902094	5.0	0.0	0.0	1.2	0.0	0.0
Other minerals and earths, treated.....	13	9902096	8.7	-1.4	2.6	1.8	1.7	-0.2
Dimension stone mining and quarrying.....	13	990211	20.8	1.5	0.0	0.0	5.1	0.0
Clay, excluding kaolin and ball clay.....	13	990214	9.4	3.5	-0.2	1.0	0.2	-0.3
Bentonite.....	13	990214C	11.9	0.0	0.0	1.8	0.0	0.0
All other nonmetallic minerals, including talc and gypsum.....	13	990299	12.2	0.3	7.3	2.5	-10.9	2.2
All other nonmetallic mineral products.....	13	9903	8.2	0.0	0.0	0.5	0.0	0.0
Other nonmetallic mineral products.....	13	990319	6.8	0.0	0.0	0.9	0.0	0.0
Transportation equipment.....	14	—	2.7	0.2	0.2	0.1	0.1	0.0
Motor vehicles and equipment.....	14	1	2.1	0.0	0.0	0.0	0.0	0.0
Motor vehicles.....	14	11	2.0	0.0	-0.1	-0.2	0.0	-0.1
Passenger cars and chassis.....	14	1101	-1.7	0.0	-0.7	-0.7	-0.1	-1.0
Passenger cars and chassis.....	14	110131	-1.7	0.0	-0.7	-0.7	-0.1	-1.0
Motorcycles, including three-wheel motorbikes, motorscooters, mopeds, and parts.....	14	1104	5.5	0.0	2.3	0.0	0.0	0.4
Motorcycles, including three-wheel motorbikes, motorscooters, mopeds, and parts.....	14	110401	5.5	0.0	2.3	0.0	0.0	0.4
Trucks, truck tractors, & bus chassis 14,000 lb or less, incl. minivans & suvs.....	14	1105	3.9	0.0	-0.1	-0.1	-0.1	0.1
Trucks, truck tractors, & bus chassis 14,000 lb or less, incl. minivans & suvs.....	14	110571	3.9	0.0	-0.1	-0.1	-0.1	0.1
Trucks, over 14,000 lbs GVW.....	14	1106	1.6	0.6	0.0	0.1	0.1	0.3
Trucks, over 14,000 lbs GVW.....	14	110684	1.6	0.6	0.0	0.1	0.1	0.3
Truck, truck tractors, and bus chassis (chassis of own manufacture) 14,001 to 33,000 lbs.....	14	1106841	—	0.5	0.0	0.0	0.6	1.5
Buses, including military and firefighting vehicles (chassis of own manufacture).....	14	1106843	2.9	1.3	0.0	0.2	0.0	0.0
Motor vehicles parts.....	14	12	1.9	-0.1	0.3	0.2	0.1	0.0
Motor vehicles parts.....	14	1205	1.9	-0.1	0.3	0.2	0.1	0.0
Gasoline engines and engine parts, excl. carburetors, pistons, and valves.....	14	120501	0.5	-0.1	0.0	0.2	0.2	-0.2
Motor vehicle steering and suspension parts.....	14	120502	-1.6	0.0	1.0	0.0	-0.5	0.2

See footnotes at end of table.

Table 7. Producer price index percentage changes for commodity and service groupings and individual items, not seasonally adjusted — Continued
[June 2023]

Title	Commodity code		Unadjusted 12-month percent change ¹	Unadjusted 1-month percent change ¹				
	Group code	Item code		June 2022 to June 2023 ^P	Jan. to Feb.	Feb. to Mar. ^P	Mar. to Apr. ^P	Apr. to May ^P
Motor vehicle transmission and power train.....	14	120503	2.3	0.0	0.3	-0.5	0.2	0.0
Motor vehicle drive train components, except wheels and brakes, new.....	14	1205031	2.2	0.0	0.3	-0.5	0.2	0.0
Motor vehicle transmissions except auxiliary and parts, new.....	14	12050310	5.1	0.4	0.0	0.0	0.0	0.0
Parts for manual and automatic transmissions, new.....	14	12050313	14.1	-0.4	-0.1	-0.6	0.9	-0.3
Other motor vehicle drive train components, except wheels and brakes, new.....	14	12050315	-0.4	-0.2	1.6	0.2	0.0	0.1
Motor vehicle drive train components, rebuilt.....	14	1205033	4.9	0.0	0.0	0.0	0.0	0.0
Motor vehicle brake systems.....	14	120504	7.2	-0.2	0.5	2.8	0.0	0.0
Motor vehicle brake parts and assemblies, new.....	14	1205041	6.6	-0.3	0.6	3.0	0.0	0.0
Motor vehicle drum brake assemblies and parts, new.....	14	1205041A	7.4	-0.8	1.7	2.0	0.0	0.0
Other motor vehicle brake parts and assemblies, new.....	14	1205041B	16.5	-0.1	0.1	0.1	0.0	0.0
Motor vehicle disc brake assemblies and parts, new.....	14	1205041C	-0.9	0.0	0.0	9.0	0.0	0.0
Filters for internal combustion engines and motor vehicles.....	14	120505	6.4	0.0	0.0	1.0	0.5	0.0
Other motor vehicle parts.....	14	120508	5.8	0.2	0.7	0.3	0.1	0.6
Vehicle seating and interior trim.....	14	120511	0.4	-0.2	0.0	0.0	0.1	-0.7
Automobile trimmings.....	14	1205111	2.3	-0.9	0.0	0.0	-0.2	-0.3
Seats for public conveyance and aircraft.....	14	1205113	1.0	0.2	0.1	0.0	0.5	-1.1
Motor vehicle air conditioning systems and compressors.....	14	120512	-4.5	-0.7	0.0	-0.2	0.3	0.0
Carburetors, pistons, piston rings, and valves.....	14	120513	4.9	1.5	0.2	0.5	0.0	0.0
Motor vehicle electrical and electronic equipment.....	14	120514	4.3	0.5	0.0	0.4	0.2	-0.1
Vehicular lighting equipment.....	14	1205141	4.8	0.3	0.4	0.0	0.1	-0.2
Other motor vehicle electrical and electronic equipment.....	14	1205142	4.2	0.6	-0.1	0.5	0.2	-0.1
Battery charging alternators, generators, and regulators.....	14	12051422	0.1	0.1	0.3	0.5	0.3	0.0
Parts for electrical and electronic engine equipment.....	14	12051424	-0.3	0.0	0.0	1.3	0.0	0.0
All other miscellaneous non-engine electrical and electronic equipment.....	14	12051425	4.9	0.9	0.0	0.2	0.0	-0.1
All other miscellaneous complete engine electrical equipment, including spark plugs.....	14	12051426	7.4	0.5	-1.1	1.5	0.5	-0.1
Truck and bus bodies.....	14	13	6.3	0.7	0.2	0.6	0.1	0.3
Truck and bus bodies sold separately.....	14	1301	5.5	0.8	0.2	0.8	0.0	0.3
Other truck and vehicle bodies, sold separately.....	14	13015	5.0	0.0	0.2	-0.1	0.0	0.3
Dump truck bodies, sold separately.....	14	130151	-8.2	-1.3	-3.4	0.0	0.0	0.0
All other truck and vehicle bodies, sold separately.....	14	130152	8.3	0.5	1.7	-0.1	0.0	0.0
Service truck bodies, sold separately.....	14	130153	9.5	0.2	0.0	0.1	0.0	3.2
Complete vehicles on purchased chassis.....	14	1302	5.8	0.2	0.1	0.0	0.3	0.4
Buses and firefighting vehicles, complete, produced on purchased chassis.....	14	13027	1.7	0.1	0.1	0.0	0.1	0.1
Buses and firefighting vehicles, complete, produced on purchased chassis.....	14	130275	1.7	0.1	0.1	0.0	0.1	0.1
Other trucks and vehicles, complete, produced on purchased chassis, except upfitting trucks.....	14	130294	9.6	0.6	0.3	0.0	1.1	0.9
Truck trailers.....	14	14	-0.5	-0.6	0.0	0.5	-0.2	0.0
Truck trailers.....	14	1406	-0.5	-0.6	0.0	0.5	-0.2	0.0
Truck trailers and chassis, axle rating 10,000 lb or more.....	14	140602	-0.7	-0.6	0.0	0.5	-0.2	0.0
Truck trailers and chassis, axle rating less than 10,000 lb.....	14	140603	1.4	-0.3	0.2	0.3	-0.2	0.0
Motor homes, built on purchased chassis.....	14	15	1.7	0.5	0.0	0.0	0.0	0.0
Motor homes, built on purchased chassis.....	14	1501	1.7	0.5	0.0	0.0	0.0	0.0
Motor homes, built on purchased chassis.....	14	150101	1.7	0.5	0.0	0.0	0.0	0.0
Travel trailers and campers.....	14	16	2.1	0.0	0.1	0.0	0.0	0.0
Travel trailers.....	14	1601	2.2	0.0	0.0	0.0	0.0	0.0
Travel trailers.....	14	160101	2.2	0.0	0.0	0.0	0.0	0.0
Conventional travel trailers.....	14	1601016	4.0	0.0	0.1	0.0	0.0	0.0
Fifth wheel travel trailers.....	14	1601017	-	-	-	-	-	-
Camping trailers, campers, pick-up covers, and parts.....	14	1602	1.8	0.0	0.1	0.0	0.0	0.0
Camping trailers, campers, pick-up covers, and parts.....	14	160201	1.8	0.0	0.1	0.0	0.0	0.0
Other parts and components, excluding appliances and furnishings.....	14	1602013	2.1	0.0	0.0	0.0	0.0	0.0
Truck campers, caps, box covers, and fold-down camping trailers.....	14	1602014	-	0.0	0.2	0.0	0.0	0.0
Aircraft and aircraft equipment.....	14	2	4.4	0.8	0.5	0.4	0.4	0.2
Aircraft.....	14	21	4.4	0.5	0.5	0.5	0.6	0.3
Civilian aircraft.....	14	2102	6.7	0.7	0.8	0.7	0.8	0.5
Civilian aircraft.....	14	210206	6.7	0.7	0.8	0.7	0.8	0.5
Military aircraft.....	14	2104	-0.6	0.0	0.0	0.0	0.0	0.0
Military aircraft.....	14	210401	-0.6	0.0	0.0	0.0	0.0	0.0
Aircraft engine and engine parts.....	14	23	3.3	0.5	0.0	0.3	0.1	0.1

See footnotes at end of table.

Table 7. Producer price index percentage changes for commodity and service groupings and individual items, not seasonally adjusted — Continued
[June 2023]

Title	Commodity code		Unadjusted 12-month percent change ¹	Unadjusted 1-month percent change ¹				
	Group code	Item code		June 2022 to June 2023 ^P	Jan. to Feb.	Feb. to Mar. ^P	Mar. to Apr. ^P	Apr. to May ^P
Aircraft engine and engine parts.....	14	2301	3.3	0.5	0.0	0.3	0.1	0.1
Aircraft engine and engine parts.....	14	230101	3.3	0.5	0.0	0.3	0.1	0.1
Aeronautical services on aircraft engines.....	14	2301015	7.1	0.0	0.0	0.6	0.0	0.0
Aircraft engine parts and accessories.....	14	2301017	3.1	0.9	0.1	0.3	0.1	0.1
Parts and accessories for military aircraft engines.....	14	23010175	2.0	0.5	0.2	0.0	0.3	0.3
Parts and accessories for civilian aircraft engines.....	14	23010177	3.5	1.1	0.0	0.5	0.1	0.0
Other aircraft parts and equipment.....	14	25	5.4	1.9	1.0	0.1	0.0	0.0
Other aircraft parts and equipment.....	14	2501	5.4	1.9	1.0	0.1	0.0	0.0
Aircraft propellers and helicopter rotors.....	14	250102	5.0	0.0	0.0	0.0	0.0	0.1
Aircraft parts and auxiliary equipment.....	14	250103	5.5	2.1	1.1	0.1	0.0	0.0
Aircraft landing gear for civilian and military aircraft.....	14	2501032	14.1	0.0	0.0	0.0	0.0	0.0
Other aircraft subassemblies and parts for military aircraft.....	14	2501033	1.0	0.0	0.1	0.4	0.0	0.0
Other aircraft subassemblies and parts for civilian aircraft.....	14	2501034	7.1	2.7	1.3	0.1	0.0	0.0
Ships and boats.....	14	3	2.9	-0.1	0.4	0.1	0.5	0.2
Ships.....	14	31	1.3	-0.4	0.6	0.1	0.8	0.0
Military self-propelled ships, new construction.....	14	3102	-0.7	-0.6	0.0	0.1	0.0	0.0
Military self-propelled ships, new construction.....	14	310201	-0.7	-0.6	0.0	0.1	0.0	0.0
Nonmilitary self-propelled ships, new construction.....	14	3103	1.5	0.0	1.3	0.0	0.0	0.0
Nonmilitary self-propelled ships, new construction.....	14	310301	1.5	0.0	1.3	0.0	0.0	0.0
Boats.....	14	32	6.2	0.2	0.1	0.1	0.1	0.5
Outboard motorboats, including commercial and military (except sailboats and lifeboats).....	14	3201	8.2	0.2	0.1	0.1	0.0	0.5
Outboard motorboats, wood or metal, incl. comm. and military (exc. sailboats and lifeboats).....	14	320107	8.0	0.2	0.2	0.4	0.1	0.4
Outboard motorboats, plastics/fiberglass, incl. comm. and mil. (exc. sailboats and lifeboats).....	14	320108	8.4	0.2	0.1	0.0	0.0	0.6
Inboard motorboats, including commercial and military (except sailboats and lifeboats).....	14	3202	5.8	0.9	0.4	0.1	0.0	0.6
Inboard cabin cruisers, including commercial and military (except sailboats and lifeboats).....	14	320206	7.3	0.7	0.5	0.2	0.0	0.8
Other inboard motorboats, including commercial and military (except sailboats and lifeboats).....	14	320207	2.8	1.6	0.0	0.0	0.0	0.0
Inboard-outdrive boats, including commercial and military (except sailboats and lifeboats).....	14	3203	1.5	0.3	0.0	0.0	0.5	0.7
All other inboard-outdrive boats, incl. comm. and military (except sailboats and lifeboats).....	14	320310	1.5	0.3	0.0	0.0	0.5	0.7
All other boats (excluding military and commercial).....	14	3204	10.1	0.0	0.0	0.0	0.5	0.2
All other boats (excluding military and commercial).....	14	320406	10.1	0.0	0.0	0.0	0.5	0.2
Railroad equipment.....	14	4	1.8	0.1	0.8	0.0	0.0	0.0
Railroad cars and locomotives.....	14	44	-	0.0	0.8	0.0	0.0	-
Railroad cars and locomotives.....	14	4401	-	0.0	0.8	0.0	0.0	-
Railroad cars.....	14	440102	-	0.0	2.1	0.0	0.0	-
Railway maintenance of way equipment and parts.....	14	45	5.8	0.2	0.7	0.0	0.0	0.0
Railway maintenance of way equipment and parts.....	14	4501	5.8	0.2	0.7	0.0	0.0	0.0
Air brake and other brake equipment.....	14	450101	1.0	0.2	0.0	0.0	0.0	0.0
Railway maintenance of way & all other railroad and streetcar equipment, parts and accessories.....	14	450102	6.5	0.3	1.0	-0.1	0.0	0.0
Transportation equipment, n.e.c.....	14	9	1.2	-0.1	-0.3	-0.2	0.0	-0.1
Transportation equipment, n.e.c.....	14	91	1.2	-0.1	-0.3	-0.2	0.0	-0.1
Other transportation equipment, incl. golf carts, vehicle trailers, and all-terrain vehicles.....	14	9111	1.2	-0.1	-0.3	-0.2	0.0	-0.1
Automobile and light truck trailers.....	14	911104	-2.7	-0.3	-0.7	-0.6	0.0	0.0
All other miscellaneous transportation equipment, including all-terrain vehicles.....	14	911105	4.1	0.0	-0.1	0.0	0.0	-0.2
All-terrain vehicles and parts.....	14	9111051	6.0	0.0	0.0	0.0	-0.1	-0.5
All other miscellaneous transportation equipment and parts.....	14	9111052	3.9	0.0	-0.1	0.1	0.0	0.0
Miscellaneous products.....	15	-	5.7	0.4	0.2	0.0	1.1	0.1
Toys, sporting goods, small arms, etc.....	15	1	3.9	0.7	-0.2	-0.2	0.3	0.0
Toys, games, and children's vehicles.....	15	11	2.2	0.0	0.1	0.0	0.0	0.0
Toys, games, and children's vehicles.....	15	1101	2.2	0.0	0.1	0.0	0.0	0.0
Nonelectronic games and puzzles (excl. toys), and electronic toys (incl. parts).....	15	110152	0.0	0.0	0.0	0.0	0.0	0.0
Nonelectronic games and puzzles, including parts.....	15	1101521	0.0	0.0	0.0	0.0	0.0	0.0
Other nonelectronic toys, including parts.....	15	110154	6.4	0.0	0.0	0.0	0.0	0.0
Models, science & craft kits/supply, & collectors' miniatures.....	15	110155	0.8	0.0	0.0	0.0	0.0	0.0

See footnotes at end of table.

Table 7. Producer price index percentage changes for commodity and service groupings and individual items, not seasonally adjusted — Continued
[June 2023]

Title	Commodity code		Unadjusted 12-month percent change ¹	Unadjusted 1-month percent change ¹				
	Group code	Item code		June 2022 to June 2023 ^P	Jan. to Feb.	Feb. to Mar. ^P	Mar. to Apr. ^P	Apr. to May ^P
Sporting and athletic goods.....	15	12	6.1	1.3	-0.4	-0.3	0.4	0.0
Sporting and athletic goods.....	15	1201	6.1	1.3	-0.4	-0.3	0.4	0.0
Golf equipment, excluding apparel and shoes.....	15	120127	15.0	4.2	0.0	0.0	0.0	0.0
Bicycles, adult tricycles, unicycles and parts.....	15	120182	-5.6	0.2	-5.3	-3.9	0.8	0.0
Playground equipment.....	15	120185	10.4	0.0	0.0	0.0	3.5	0.0
Gymnasium and exercise equipment.....	15	120192	-0.5	0.0	0.0	0.0	0.0	0.0
Other sporting and athletic goods.....	15	120193	2.7	0.7	0.0	0.0	0.0	0.0
Small arms and ammunition.....	15	13	0.6	0.0	0.0	-0.2	0.1	0.0
Small arms.....	15	1301	0.3	0.0	0.0	0.0	0.0	0.0
Single barrel shotguns, other small firearms n.e.c., and parts & attachments for small arms.....	15	130128	0.5	0.0	0.0	0.0	0.0	0.0
Small arms ammunition.....	15	1302	1.1	0.0	0.0	-0.4	0.2	0.1
Small arms cartridges and shells.....	15	130281	1.0	0.0	0.0	-0.5	0.2	0.2
Other ammunition products.....	15	130282	-	-	-	0.0	0.0	0.0
Tobacco products, incl. stemmed & redried.....	15	2	10.9	1.9	0.0	0.1	1.8	0.0
Cigarettes, excluding electronic.....	15	21	11.8	2.1	0.0	0.0	1.9	0.0
Cigarettes, excluding electronic.....	15	2101	11.8	2.1	0.0	0.0	1.9	0.0
Cigarettes, excluding electronic.....	15	210105	11.8	2.1	0.0	0.0	1.9	0.0
Stemmed and redried tobacco.....	15	24	2.8	0.0	-0.3	0.3	0.0	0.0
Stemmed and redried tobacco.....	15	2402	2.8	0.0	-0.4	0.3	0.0	0.0
Stemmed and redried tobacco.....	15	240208	2.8	0.0	-0.4	0.3	0.0	0.0
Tobacco, unstemmed leaf, redried before packing.....	15	2402081	3.3	0.0	-0.6	0.5	0.0	0.0
Tobacco, stemmed.....	15	2402084	2.2	0.0	0.0	0.0	0.0	0.0
Other tobacco products.....	15	25	6.9	1.0	0.2	0.8	1.3	0.2
Other tobacco products.....	15	2501	6.9	1.0	0.2	0.8	1.3	0.2
Other tobacco products.....	15	250101	6.9	1.0	0.2	0.8	1.3	0.2
Cigars.....	15	2501011	5.9	0.0	0.0	4.5	0.1	1.3
Chewing and smoking tobacco.....	15	2501014	7.0	1.3	0.3	0.0	1.7	0.0
Notions.....	15	3	5.0	0.0	0.0	1.2	0.0	0.0
Fasteners, zippers, buttons, needles, pins, and buckles.....	15	32	5.0	0.0	0.0	1.2	0.0	0.0
Fasteners, zippers, buttons, needles, pins, and buckles.....	15	3201	5.0	0.0	0.0	1.2	0.0	0.0
Fasteners, zippers, buttons, needles, pins, and buckles (except precious metal).....	15	320100	5.0	0.0	0.0	1.2	0.0	0.0
Photographic equipment and supplies.....	15	4	1.2	-1.8	1.9	-0.5	3.2	-3.5
Photographic supplies.....	15	42	0.8	-2.4	2.5	-0.6	3.9	-4.9
Photographic supplies.....	15	4206	0.8	-2.4	2.5	-0.6	3.9	-4.9
Photographic supplies.....	15	420601	0.8	-2.4	2.5	-0.6	3.9	-4.9
Prepared photographic chemicals.....	15	4206011	3.7	0.4	0.7	0.0	0.0	0.4
Photographic sensitized film, plates, paper, & cloth.....	15	4206012	-0.1	-3.5	3.2	-0.9	5.5	-7.0
Photographic sensitized film, plates, paper, & cloth, silver-halide-type (excl X-ray).....	15	42060121	-4.4	-4.1	3.8	-1.0	6.6	-8.4
Photographic sensitized film, plates, paper & cloth, other than silver-halide-type (incl X-ray).....	15	42060122	3.7	0.0	0.0	0.0	0.0	0.6
Mobile homes.....	15	5	-4.7	-0.6	-0.2	0.0	0.5	0.2
Manufactured homes (mobile homes), all sizes (incl. multisection).....	15	53	-4.7	-0.6	-0.2	0.0	0.5	0.2
Manufactured mobile homes and nonresidential mobile buildings.....	15	5303	-4.7	-0.6	-0.2	0.0	0.5	0.2
Manufactured homes (mobile homes), all width sizes (incl. multisection).....	15	530301	-4.7	-0.6	-0.2	0.0	0.5	0.2
Medical, surgical & personal aid devices.....	15	6	3.6	0.0	0.3	-0.1	0.3	0.7
Surgical and medical instruments.....	15	62	3.1	-0.1	0.2	-0.1	0.4	0.0
Surgical and medical instruments.....	15	6201	3.1	-0.1	0.2	-0.1	0.4	0.0
Surgical and medical instruments.....	15	620103	3.1	-0.1	0.2	-0.1	0.4	0.0
Surgical and medical catheters.....	15	6201031	-1.0	-0.6	0.2	-0.4	0.0	0.0
Orthopedic and surgical instruments.....	15	6201033	2.1	0.1	0.6	0.0	0.6	0.1
Other surgical and medical apparatus and instruments, excluding parts.....	15	6201037	4.2	-0.3	-0.3	-0.2	0.0	0.0
Parts for surgical and medical apparatus and instruments.....	15	6201038	3.7	0.0	1.1	0.0	-0.3	0.0
Medical and surgical appliances and supplies.....	15	63	3.1	-0.1	0.5	-0.2	0.4	0.6
Medical and surgical appliances and supplies.....	15	6301	3.1	-0.1	0.5	-0.2	0.4	0.6
Medical and surgical appliances and supplies.....	15	630104	3.1	-0.1	0.5	-0.2	0.4	0.6
Artificial joints and limbs.....	15	6301041	-	-1.1	1.2	-1.6	1.5	-1.6
Other orthopedic and prosthetic appliances.....	15	6301042	-0.3	-0.1	0.7	0.0	-1.5	0.0

See footnotes at end of table.

Table 7. Producer price index percentage changes for commodity and service groupings and individual items, not seasonally adjusted — Continued
[June 2023]

Title	Commodity code		Unadjusted 12-month percent change ¹	Unadjusted 1-month percent change ¹				
	Group code	Item code		June 2022 to June 2023 ^P	Jan. to Feb.	Feb. to Mar. ^P	Mar. to Apr. ^P	Apr. to May ^P
All other surgical and medical items.....	15	6301044	4.4	0.1	0.4	0.0	0.4	1.0
Ophthalmic goods.....	15	64	8.8	0.7	0.0	0.0	0.0	6.3
Ophthalmic goods.....	15	6401	8.8	0.7	0.0	0.0	0.0	6.3
Other ophthalmic goods and prescription ground eyeglass lenses.....	15	640108	—	—	—	—	—	—
Dental equipment and supplies.....	15	65	3.3	—	0.1	0.0	0.2	0.0
Dental equipment and supplies.....	15	6501	3.3	—	0.1	0.0	0.2	0.0
Dental equipment and supplies.....	15	650107	3.3	—	0.1	0.0	0.2	0.0
Professional dental equipment and supplies.....	15	6501071	3.2	—	0.0	0.0	0.1	0.0
Professional dental equipment.....	15	65010713	7.3	—	0.0	0.0	0.0	0.0
Professional dental supplies.....	15	65010714	—	0.0	0.1	0.0	0.2	0.1
Other industrial safety equipment.....	15	7	5.6	0.1	0.6	0.4	0.0	0.5
Personal safety equipment and clothing.....	15	71	5.6	0.1	0.6	0.4	0.0	0.5
Personal safety equipment and clothing.....	15	7108	5.6	0.1	0.6	0.4	0.0	0.5
Personal safety equipment and clothing.....	15	710802	5.6	0.1	0.6	0.4	0.0	0.5
Other miscellaneous products.....	15	9	5.7	-0.4	0.4	0.2	1.6	-0.1
Burial caskets.....	15	91	16.8	0.0	0.0	4.1	0.0	0.0
Burial caskets.....	15	9101	16.8	0.0	0.0	4.1	0.0	0.0
Burial caskets.....	15	910109	16.8	0.0	0.0	4.1	0.0	0.0
Metal burial caskets & coffins, completely lined & trimmed, adult sizes.....	15	9101091	19.2	0.0	0.0	5.1	0.0	0.0
Musical instruments.....	15	93	6.1	0.4	0.0	0.2	1.1	0.0
Musical instruments.....	15	9301	6.1	0.4	0.0	0.2	1.1	0.0
Nonelectronic pianos, organs, and nonelectronic piano and organ parts, excluding benches.....	15	930113	6.2	0.0	0.0	0.0	5.3	0.0
Other musical instruments and parts.....	15	930117	6.2	0.5	0.0	0.2	0.5	0.0
Other nonelectronic musical instruments.....	15	9301172	8.0	0.0	0.0	0.0	2.5	0.0
Jewelry and jewelry products.....	15	94	4.1	-0.8	0.6	1.5	0.8	-1.1
Jewelry (gold and platinum) and silverware.....	15	9402	2.4	-2.0	0.9	1.5	1.1	-1.9
Jewelry, gold and platinum.....	15	940222	2.4	-2.0	0.9	1.5	1.1	-1.9
Costume jewelry and novelties.....	15	9404	8.3	0.9	0.0	1.1	0.9	0.0
Costume jewelry and novelties.....	15	940415	8.3	0.9	0.0	1.1	0.9	0.0
All other jewelry and personal goods (excluding costume).....	15	9407	3.2	0.3	-0.4	1.3	0.3	-0.6
All other jewelry and personal goods (excluding costume).....	15	940714	3.2	0.3	-0.4	1.3	0.3	-0.6
Jewelers' material and lapidary work.....	15	9408	7.2	0.5	2.4	2.1	-0.4	0.0
Pens, pencils, and marking devices.....	15	95	4.3	1.0	1.5	0.0	0.0	0.0
Pens, markers, mechanical pencils, and associated parts.....	15	9502	5.7	2.0	5.0	0.0	0.0	0.0
Pens, markers, mechanical pencils, and associated parts.....	15	950210	5.7	2.0	5.0	0.0	0.0	0.0
Lead pencils, art goods, office supplies and small office equipment, excluding paper.....	15	9503	4.0	0.8	0.0	0.0	0.0	0.0
Lead pencils, art goods, office supplies and small office equipment, excluding paper.....	15	950307	4.0	0.8	0.0	0.0	0.0	0.0
Marking devices.....	15	9504	3.3	0.0	0.9	0.0	0.0	0.1
Marking devices.....	15	950406	3.3	0.0	0.9	0.0	0.0	0.1
Brooms and brushes.....	15	97	5.3	0.9	0.0	0.1	0.0	-0.1
Brooms, brushes and mops.....	15	9705	5.3	0.9	0.0	0.1	0.0	-0.1
Brooms, mops, and dusters.....	15	970501	4.1	0.1	0.0	0.0	0.0	0.0
Brooms.....	15	9705011	5.3	0.1	0.0	0.0	0.0	0.0
Mops and dusters, including refills.....	15	9705012	2.9	0.0	0.0	0.0	0.0	0.0
Paint and varnish brushes and rollers.....	15	970502	3.2	1.4	0.0	0.0	0.0	0.0
Paint and varnish brushes.....	15	9705021	4.9	1.1	0.0	0.0	0.0	0.0
Paint holders, pads, roller frames, and rollers.....	15	9705022	1.8	1.7	0.0	0.0	0.0	0.0
Other brushes, excl. paint and varnish brushes.....	15	970503	6.4	1.3	0.0	0.3	0.1	-0.2
Personal brushes.....	15	9705031	0.3	0.0	0.0	0.7	0.0	-0.4
Brushes, other than personal.....	15	9705032	13.1	2.1	0.0	0.0	0.1	0.0
Miscellaneous products, n.e.c.....	15	9A	5.9	-0.7	0.4	-0.3	2.2	0.1
Candles.....	15	9A01	0.8	0.0	0.0	0.0	0.0	0.0
Candles.....	15	9A0101	0.8	0.0	0.0	0.0	0.0	0.0
Signs and advertising displays.....	15	9A04	10.7	-0.6	0.0	0.0	3.7	0.0
Non-electric signs and displays.....	15	9A0402	9.9	-1.1	0.0	0.0	3.2	0.0
Electric signs and displays.....	15	9A0404	—	0.0	—	—	—	—
All other miscellaneous fabricated products and recyclable materials.....	15	9A09	1.5	-0.9	1.1	-0.7	0.4	0.2
Other miscellaneous fabricated products.....	15	9A0901	4.9	-0.1	1.5	0.1	0.2	0.2

See footnotes at end of table.

Table 7. Producer price index percentage changes for commodity and service groupings and individual items, not seasonally adjusted — Continued
 [June 2023]

Title	Commodity code		Unadjusted 12-month percent change ¹	Unadjusted 1-month percent change ¹				
	Group code	Item code		June 2022 to June 2023 ^P	Jan. to Feb.	Feb. to Mar. ^P	Mar. to Apr. ^P	Apr. to May ^P
Reproduction of audio and video media and software.	15	9D	5.4	0.1	-0.5	0.0	0.2	0.3
Reproduction of audio and video media and software.	15	9D01	5.4	0.1	-0.5	0.0	0.2	0.3
Services²								
Transportation services.	30	—	-5.1	-0.8	-0.2	-1.5	-0.7	-0.3
Transportation of freight and mail.	30	1	-6.0	-0.5	-1.1	-1.7	-0.4	-1.3
Rail transportation of freight and mail.	30	11	-0.4	-0.9	-0.2	-0.2	-0.9	-0.4
Rail transportation of freight and mail.	30	1101	-0.4	-0.9	-0.2	-0.2	-0.9	-0.4
Rail transportation of freight and mail.	30	110101	-0.4	-0.9	-0.2	-0.2	-0.9	-0.4
Truck transportation of freight.	30	12	-13.7	-0.9	-1.6	-3.0	-0.5	-2.1
Local motor carrying.	30	1201	-9.2	-0.4	-4.0	-0.1	-2.9	-0.5
Local motor carrying.	30	120101	-9.2	-0.4	-4.0	-0.1	-2.9	-0.5
Long-distance motor carrying.	30	1202	-15.1	-1.1	-0.8	-3.9	0.3	-2.7
Long-distance motor carrying.	30	120201	-15.1	-1.1	-0.8	-3.9	0.3	-2.7
Water transportation of freight.	30	13	5.0	1.3	-1.8	-0.2	2.2	0.7
Deep sea water transportation of freight.	30	1301	0.1	3.2	-2.9	-1.1	0.0	0.3
Deep sea water transportation of freight.	30	130101	0.1	3.2	-2.9	-1.1	0.0	0.3
Coastal and intercoastal water transportation of freight.	30	1302	5.5	-0.6	-2.0	1.7	-1.8	1.4
Coastal and intercoastal water transportation of freight.	30	130201	5.5	-0.6	-2.0	1.7	-1.8	1.4
Great Lakes-St Lawrence Seaway water transportation of freight.	30	1303	-7.8	-0.5	-0.2	-0.9	-2.6	0.1
Great lakes-St Lawrence Seaway water transportation of freight.	30	130301	-7.8	-0.5	-0.2	-0.9	-2.6	0.1
Inland waterways transportation of freight.	30	1304	15.5	0.4	0.2	-0.7	12.6	0.7
Inland waterways transportation of freight.	30	130401	15.5	0.4	0.2	-0.7	12.6	0.7
Air transportation of freight.	30	14	-10.9	0.7	-2.8	0.3	-0.4	-1.3
Air transportation of freight.	30	1401	-10.9	0.7	-2.8	0.3	-0.4	-1.3
Air transportation of freight, domestic.	30	140102	-1.1	1.1	-0.9	0.1	-0.5	-1.0
Air transportation of freight, international.	30	140103	-17.0	0.1	-6.1	0.8	-0.1	-1.8
Courier, messenger, and U.S. postal services.	30	16	5.3	0.0	-0.3	-0.3	-0.2	-0.2
U.S. Postal Service.	30	1601	10.0	0.0	0.0	0.0	0.0	0.0
Mailing services (market dominant services).	30	160107	11.0	0.0	0.0	0.0	0.0	0.0
First class mail.	30	1601071	10.1	0.0	0.0	0.0	0.0	0.0
Periodicals mail.	30	1601072	12.3	0.0	0.0	0.0	0.0	0.0
Standard class mail.	30	1601073	12.1	0.0	0.0	0.0	0.0	0.0
Package services mail.	30	1601074	11.9	0.0	0.0	0.0	0.0	0.0
Special services and fees.	30	1601075	11.6	0.0	0.0	0.0	0.0	0.0
Shipping services (competitive services).	30	160108	7.1	0.0	0.0	0.0	0.0	0.0
Courier and messenger services, except air.	30	1602	3.7	-0.1	-0.2	-0.1	0.2	-0.2
Courier and messenger services, except air.	30	160201	3.7	-0.1	-0.2	-0.1	0.2	-0.2
Air mail and package delivery services, excluding by USPS.	30	1603	-1.3	-0.1	-1.0	-0.9	-1.4	-0.6
Air mail and package delivery services, excluding by USPS.	30	160301	-1.3	-0.1	-1.0	-0.9	-1.4	-0.6
Pipeline transportation.	30	17	4.2	1.2	0.0	-1.1	0.2	-1.2
Pipeline transportation of petroleum products.	30	1701	6.5	0.0	0.0	-1.8	0.0	0.0
Pipeline transportation of crude petroleum.	30	170101	5.1	0.0	0.0	-3.4	0.0	0.0
Pipeline transportation of refined petroleum products.	30	170102	8.1	0.1	0.0	0.0	0.0	0.0
Pipeline transportation of natural gas.	30	1702	3.0	2.1	0.0	-0.6	0.4	-2.1
Pipeline transportation of natural gas.	30	170201	3.0	2.1	0.0	-0.6	0.4	-2.1
Transportation of passengers (partial).	30	2	-1.1	-2.1	3.7	-0.4	-2.3	3.7
Rail transportation of passengers.	30	21	-0.1	0.0	0.0	0.0	0.0	0.0
Rail transportation of passengers.	30	2101	-0.1	0.0	0.0	0.0	0.0	0.0
Rail transportation of passengers.	30	210101	-0.1	0.0	0.0	0.0	0.0	0.0
Airline passenger services.	30	22	-1.1	-2.1	3.7	-0.4	-2.3	3.8
Airline passenger services.	30	2201	-1.1	-2.1	3.7	-0.4	-2.3	3.8
Airline passenger services, domestic.	30	220101	-1.6	0.9	4.0	0.4	-2.1	1.7
Airline passenger services, international.	30	220102	0.9	-9.4	3.0	-2.5	-2.8	9.7
Services related to transportation activities.	31	—	-9.9	-0.6	-2.0	-1.2	-0.4	0.8
Services related to water transportation.	31	1	2.2	0.1	-0.6	-0.1	0.8	-0.2
Towing, tugging, docking, and related services.	31	11	4.8	1.5	-0.9	-0.1	1.6	-0.6
Towing, tugging, docking and related services.	31	1101	4.8	1.5	-0.9	-0.1	1.6	-0.6
Towing, tugging, docking and related services.	31	110101	4.8	1.5	-0.9	-0.1	1.6	-0.6
Operation of port waterfront terminals.	31	12	5.1	1.6	-1.0	-0.6	1.1	0.0
Operation of port waterfront terminals.	31	1201	5.1	1.6	-1.0	-0.6	1.1	0.0

See footnotes at end of table.

Table 7. Producer price index percentage changes for commodity and service groupings and individual items, not seasonally adjusted — Continued
[June 2023]

Title	Commodity code		Unadjusted 12-month percent change ¹	Unadjusted 1-month percent change ¹				
	Group code	Item code		June 2022 to June 2023 ^P	Jan. to Feb.	Feb. to Mar. ^P	Mar. to Apr. ^P	Apr. to May ^P
Operation of port waterfront terminals.....	31	120101	5.1	1.6	-1.0	-0.6	1.1	0.0
Marine cargo handling.....	31	13	-1.0	-1.8	0.0	0.0	0.1	0.0
Marine cargo handling.....	31	1301	-1.0	-1.8	0.0	0.0	0.1	0.0
Marine cargo handling.....	31	130101	-1.0	-1.8	0.0	0.0	0.1	0.0
Services related to air transportation.....	31	2	2.9	0.6	1.7	0.1	0.2	-0.2
Other airport operations, excluding aircraft maintenance and repair.....	31	21	2.9	0.6	1.7	0.1	0.2	-0.2
Other airport operations, excluding aircraft maintenance and repair.....	31	2101	2.9	0.6	1.7	0.1	0.2	-0.2
Other airport operations, excluding aircraft maintenance and repair.....	31	210101	2.9	0.6	1.7	0.1	0.2	-0.2
Other services related to transportation activities (partial).....	31	3	-17.7	-1.3	-3.9	-2.2	-1.1	1.6
Arrangement of freight and cargo.....	31	31	-27.3	-2.1	-6.4	-4.1	-2.0	2.9
Arrangement of freight and cargo.....	31	3101	-27.3	-2.1	-6.4	-4.1	-2.0	2.9
Arrangement of freight and cargo.....	31	310101	-27.3	-2.1	-6.4	-4.1	-2.0	2.9
Freight forwarding.....	31	32	-1.8	-0.1	-0.2	0.5	0.0	0.0
Freight forwarding.....	31	3201	-1.8	-0.1	-0.2	0.5	0.0	0.0
Freight forwarding.....	31	320101	-1.8	-0.1	-0.2	0.5	0.0	0.0
Warehousing, storage, and related services.....	32	—	6.0	2.9	-0.3	0.0	-3.8	-1.4
Warehousing, storage, and related services.....	32	1	6.0	2.9	-0.3	0.0	-3.8	-1.4
Warehousing, storage, and related services.....	32	11	6.0	2.9	-0.3	0.0	-3.8	-1.4
Warehousing, storage, and related services.....	32	1101	6.0	2.9	-0.3	0.0	-3.8	-1.4
Warehousing, storage, and related services.....	32	110101	6.0	2.9	-0.3	0.0	-3.8	-1.4
Publishing sales, excluding software.....	33	—	4.7	0.6	0.5	0.4	0.1	0.4
Book, periodical, and newspaper publishing sales and subscriptions.....	33	1	4.5	0.1	0.6	0.4	0.2	0.2
Sales of books.....	33	11	7.8	0.2	1.2	0.9	0.5	0.4
Sales of textbooks.....	33	1101	6.6	0.4	-0.6	1.1	-1.0	0.0
Sales of textbooks.....	33	110101	6.6	0.4	-0.6	1.1	-1.0	0.0
Sales of technical, scientific, and professional books.....	33	1102	9.4	0.0	3.2	1.0	0.0	0.0
Sales of technical, scientific, and professional books.....	33	110201	9.4	0.0	3.2	1.0	0.0	0.0
Sales of religious books.....	33	1103	7.8	3.4	-2.5	5.1	0.9	-0.9
Sales of religious books.....	33	110301	7.8	3.4	-2.5	5.1	0.9	-0.9
Sales of general adult and juvenile books.....	33	1104	5.0	0.1	0.4	0.3	1.8	1.7
Sales of general adult and juvenile books.....	33	110402	5.0	0.1	0.4	0.3	1.8	1.7
Sales of general adult books.....	33	1104021	—	-0.9	0.3	-0.8	2.5	2.6
Sales of juvenile books.....	33	1104022	—	1.4	0.5	1.8	1.0	0.6
Sales of general reference books.....	33	1105	5.4	0.1	-1.0	-0.6	1.5	-0.9
Sales of general reference books.....	33	110501	5.4	0.1	-1.0	-0.6	1.5	-0.9
Sales and subscriptions of periodicals and newspapers.....	33	12	1.8	0.0	0.1	0.0	0.0	0.0
Sales and subscriptions of periodicals.....	33	1201	-7.6	0.0	0.2	0.0	0.0	0.0
Sales and subscriptions of periodicals.....	33	120101	-7.6	0.0	0.2	0.0	0.0	0.0
Newspaper subscription and single copy sales.....	33	1202	10.1	0.0	0.0	0.0	0.0	0.0
Newspaper subscription and single copy sales.....	33	120205	10.1	0.0	0.0	0.0	0.0	0.0
Newspaper subscriptions, print and online bundled.....	33	1202051	2.6	0.3	0.2	0.0	0.1	0.1
Newspaper subscriptions, print only.....	33	1202052	10.9	0.0	0.0	0.0	0.0	0.0
Greeting card publishing sales.....	33	3	8.0	-0.1	0.0	-0.1	0.0	0.0
Greeting card publishing sales.....	33	31	8.0	-0.1	0.0	-0.1	0.0	0.0
Greeting card publishing sales.....	33	3101	8.0	-0.1	0.0	-0.1	0.0	0.0
Greeting card publishing sales.....	33	310101	8.0	-0.1	0.0	-0.1	0.0	0.0
Calendars, yearbooks, and other miscellaneous publishing sales.....	33	4	5.6	0.1	0.1	0.1	0.2	2.7
Calendars, yearbooks, and other miscellaneous publishing sales.....	33	41	5.6	0.1	0.1	0.1	0.2	2.7
Calendars, yearbooks, and other miscellaneous publishing sales.....	33	4101	5.6	0.1	0.1	0.1	0.2	2.7
Calendars, yearbooks, and other miscellaneous publishing sales.....	33	410101	5.6	0.1	0.1	0.1	0.2	2.7
Directory, mailing list, and related compilations publishing sales.....	33	6	—	2.6	0.4	0.6	-0.6	0.8
Directory, mailing list, and related compilations publishing sales.....	33	61	—	2.6	0.4	0.6	-0.6	0.8
Directory, mailing list, and related compilations publishing sales.....	33	6101	—	2.6	0.4	0.6	-0.6	0.8
Directory, mailing list, and related compilations publishing sales.....	33	610101	—	2.6	0.4	0.6	-0.6	0.8
Software publishing.....	34	—	2.4	1.1	0.0	-0.2	0.4	0.9
System software publishing.....	34	1	4.3	2.7	-0.4	0.0	0.0	1.0
System software publishing.....	34	11	4.3	2.7	-0.4	0.0	0.0	1.0
System software publishing.....	34	1101	4.3	2.7	-0.4	0.0	0.0	1.0

See footnotes at end of table.

Table 7. Producer price index percentage changes for commodity and service groupings and individual items, not seasonally adjusted — Continued
 [June 2023]

Title	Commodity code		Unadjusted 12-month percent change ¹	Unadjusted 1-month percent change ¹				
	Group code	Item code		June 2022 to June 2023 ^P	Jan. to Feb.	Feb. to Mar. ^P	Mar. to Apr. ^P	Apr. to May ^P
System software publishing.....	34	110101	4.3	2.7	-0.4	0.0	0.0	1.0
Application software publishing.....	34	2	0.4	-0.7	0.5	-0.4	0.7	0.8
Application software publishing.....	34	21	0.4	-0.7	0.5	-0.4	0.7	0.8
Desktop and portable device application software publishing.....	34	2101	4.1	-2.1	0.0	-2.4	3.0	1.1
Desktop and portable device application software publishing.....	34	210101	4.1	-2.1	0.0	-2.4	3.0	1.1
Application software publishing, cross-industry, vertical market, utilities, and other.....	34	2103	-2.5	1.1	0.7	0.5	0.5	0.6
Application software publishing, cross-industry, vertical market, utilities, and other.....	34	210301	-2.5	1.1	0.7	0.5	0.5	0.6
Application software publishing, game software.....	34	2104	6.0	-3.4	0.6	0.8	-3.1	1.3
Application software publishing, game software.....	34	210401	6.0	-3.4	0.6	0.8	-3.1	1.3
Network compensation from broadcast and cable television and radio.....	35	—	1.1	-0.8	1.1	0.0	0.3	0.0
Affiliate agreements, programming sales, and retransmission fees for cable and broadcast tv.....	35	1	1.2	0.0	0.0	0.0	0.3	0.0
Affiliate agreements, programming sales, and retransmission fees for cable and broadcast tv.....	35	11	1.2	0.0	0.0	0.0	0.3	0.0
Affiliate agreements, programming sales, and retransmission fees for cable and broadcast tv.....	35	1101	1.2	0.0	0.0	0.0	0.3	0.0
Affiliate agreements, programming sales, and retransmission fees for cable and broadcast tv.....	35	110101	1.2	0.0	0.0	0.0	0.3	0.0
Affiliate agreements, programming sales, and retransmission fees for radio.....	35	2	-1.1	-3.4	4.9	0.0	0.0	0.0
Affiliate agreements, programming sales, and retransmission fees for radio.....	35	21	-1.1	-3.4	4.9	0.0	0.0	0.0
Affiliate agreements, programming sales, and network compensation for radio.....	35	2101	-1.1	-3.4	4.9	0.0	0.0	0.0
Affiliate agreements, programming sales, and network compensation for radio.....	35	210101	-1.1	-3.4	4.9	0.0	0.0	0.0
Advertising space and time sales.....	36	—	-4.8	-1.7	-0.5	0.7	0.2	-0.6
Advertising space sales in periodicals, newspapers, directories, and mailing lists.....	36	1	3.4	0.6	0.9	0.0	0.0	0.0
Advertising space sales in periodicals and newspapers.....	36	11	2.2	0.7	1.0	0.0	0.0	0.0
Advertising space sales in periodicals.....	36	1101	5.2	0.2	1.9	0.0	0.0	0.0
Advertising space sales in newspapers.....	36	1102	-1.3	1.3	-0.1	0.0	0.0	0.0
Advertising space sales in newspapers, print only.....	36	110203	-1.4	1.3	-0.1	0.0	0.0	0.0
Advertising space sales in directories and mailing lists.....	36	12	9.7	0.0	0.0	0.0	0.0	0.0
Print advertising space sales in directories and mailing lists.....	36	1201	9.7	0.0	0.0	0.0	0.0	0.0
Print advertising space sales in directories and mailing lists.....	36	120101	9.7	0.0	0.0	0.0	0.0	0.0
Television advertising time sales.....	36	2	-15.5	-8.1	-1.5	3.0	-0.6	-1.7
Television advertising time sales.....	36	21	-15.5	-8.1	-1.5	3.0	-0.6	-1.7
Broadcast and network television advertising time sales.....	36	2101	-14.1	-3.3	1.1	0.7	-3.7	0.4
Broadcast and network television advertising time sales.....	36	210101	-14.1	-3.3	1.1	0.7	-3.7	0.4
Cable network advertising time sales.....	36	2102	-17.6	-11.9	-4.1	5.6	2.1	-3.8
Cable network advertising time sales.....	36	210201	-17.6	-11.9	-4.1	5.6	2.1	-3.8
Local cable system advertising time sales.....	36	2103	-10.2	-10.2	0.0	0.0	0.0	0.0
Local cable system advertising time sales.....	36	210301	-10.2	-10.2	0.0	0.0	0.0	0.0
Radio advertising time sales.....	36	3	-8.3	9.9	-2.8	-1.1	7.0	-3.2
Radio advertising time sales.....	36	31	-8.3	9.9	-2.8	-1.1	7.0	-3.2
Radio advertising time sales.....	36	3101	-8.3	9.9	-2.8	-1.1	7.0	-3.2
Radio advertising time sales.....	36	310101	-8.3	9.9	-2.8	-1.1	7.0	-3.2
Internet advertising sales.....	36	6	—	0.0	0.0	0.0	0.0	0.0
Internet advertising sales.....	36	61	—	0.0	0.0	0.0	0.0	0.0
Internet advertising sales.....	36	6101	—	0.0	0.0	0.0	0.0	0.0
Internet advertising sales.....	36	610101	—	0.0	0.0	0.0	0.0	0.0
Telecommunication, cable, and internet user services.....	37	—	5.1	0.1	0.7	0.2	-0.4	0.2
Wired telephone services.....	37	1	3.7	0.7	0.2	0.8	0.5	-0.3
Residential wired telephone services.....	37	11	7.4	0.2	0.4	1.3	1.4	0.2
Local residential wired telephone service.....	37	1101	5.5	0.3	0.7	0.7	0.7	0.0
Local residential wired telephone service.....	37	110101	5.5	0.3	0.7	0.7	0.7	0.0
Long distance residential wired telephone service.....	37	1102	11.2	0.2	0.0	2.3	2.7	0.3
Long distance residential wired telephone service.....	37	110201	11.2	0.2	0.0	2.3	2.7	0.3
All-distance residential wired telephone service.....	37	1103	6.8	0.1	0.0	0.8	0.7	4.3

See footnotes at end of table.

Table 7. Producer price index percentage changes for commodity and service groupings and individual items, not seasonally adjusted — Continued
[June 2023]

Title	Commodity code		Unadjusted 12-month percent change ¹	Unadjusted 1-month percent change ¹				
	Group code	Item code		June 2022 to June 2023 ^P	Jan. to Feb.	Feb. to Mar. ^P	Mar. to Apr. ^P	Apr. to May ^P
All-distance residential wired telephone service.....	37	110301	6.8	0.1	0.0	0.8	0.7	4.3
Business wired telephone services.....	37	12	2.3	1.2	0.1	0.7	0.0	-0.6
Local business wired telephone service.....	37	1201	1.9	0.6	2.6	0.6	-0.3	-0.4
Local business wired telephone service.....	37	120101	1.9	0.6	2.6	0.6	-0.3	-0.4
Long distance business wired telephone and other toll service.....	37	1202	2.3	0.2	-1.9	1.6	-0.8	-1.9
Long distance business wired telephone and other toll service.....	37	120201	2.3	0.2	-1.9	1.6	-0.8	-1.9
Private line wired telephone service.....	37	1204	4.1	2.1	0.0	0.2	0.7	0.0
Private line wired telephone service.....	37	120401	4.1	2.1	0.0	0.2	0.7	0.0
All-distance business wired telephone service (partial).....	37	1205	-2.1	0.5	0.0	0.5	-1.6	-1.3
All-distance business wired telephone service.....	37	120501	-2.1	0.5	0.0	0.5	-1.6	-1.3
Other telephone services.....	37	13	-0.3	0.0	0.0	0.0	0.0	0.0
Other wired telephone services.....	37	1301	-0.3	0.0	0.0	0.0	0.0	0.0
Other wired telephone services.....	37	130104	-0.3	0.0	0.0	0.0	0.0	0.0
Wireless telecommunication services.....	37	2	1.0	-0.1	0.0	0.0	0.0	0.0
Cellular phone and other wireless telecommunication services.....	37	21	1.0	-0.1	0.0	0.0	0.0	0.0
Cellular phone and other wireless telecommunication services.....	37	2101	1.0	-0.1	0.0	0.0	0.0	0.0
Cellular phone and other wireless telecommunication services.....	37	210101	1.0	-0.1	0.0	0.0	0.0	0.0
Cable and satellite subscriber services.....	37	3	12.6	1.4	1.9	0.6	0.0	1.8
Cable and satellite subscriber services.....	37	31	12.6	1.4	1.9	0.6	0.0	1.8
Cable and satellite subscriber services.....	37	3101	12.6	1.4	1.9	0.6	0.0	1.8
Cable and satellite subscriber services.....	37	310101	12.6	1.4	1.9	0.6	0.0	1.8
Internet access services.....	37	4	0.5	0.3	0.8	-0.1	-1.1	0.3
Internet access services.....	37	41	0.5	0.3	0.8	-0.1	-1.1	0.3
Residential Internet access services.....	37	4102	1.0	0.2	0.0	-0.2	-0.2	0.0
Residential Internet access services.....	37	410201	1.0	0.2	0.0	-0.2	-0.2	0.0
Business Internet access services.....	37	4103	0.5	0.4	2.9	0.1	-3.2	1.1
Business Internet access services.....	37	410301	0.5	0.4	2.9	0.1	-3.2	1.1
Bundled wired telecommunications access services.....	37	5	9.0	-0.4	1.3	0.0	-1.6	0.2
Bundled wired telecommunications access services.....	37	51	9.0	-0.4	1.3	0.0	-1.6	0.2
Bundled wired telecommunications access services.....	37	5101	9.0	-0.4	1.3	0.0	-1.6	0.2
Bundled wired telecommunications access services.....	37	510101	9.0	-0.4	1.3	0.0	-1.6	0.2
Data processing and related services.....	38	—	1.4	0.4	0.3	-0.1	0.1	0.3
Data processing and related services.....	38	1	1.4	0.4	0.3	-0.1	0.1	0.3
Data processing and related services.....	38	11	1.4	0.4	0.3	-0.1	0.1	0.3
Hosting, ASP and other IT infrastructure provisioning services.....	38	1101	2.2	0.6	0.4	-0.1	0.2	0.4
Hosting, ASP and other IT infrastructure provisioning services.....	38	110101	2.2	0.6	0.4	-0.1	0.2	0.4
Business process management services (partial).....	38	1102	0.2	0.0	0.0	0.1	0.0	0.0
Business process management services (partial).....	38	110201	0.2	0.0	0.0	0.1	0.0	0.0
Data management, information transformation and other services.....	38	1103	0.0	0.0	0.0	0.0	0.0	0.0
Data management, information transformation and other services.....	38	110301	0.0	0.0	0.0	0.0	0.0	0.0
Credit intermediation services (partial).....	39	—	30.2	3.2	-3.6	2.9	-0.5	0.9
Loan services (partial).....	39	1	36.4	5.3	-6.2	4.0	-0.9	-0.8
Business loans (partial).....	39	11	69.8	6.3	-6.9	4.2	-0.5	-0.5
Business loans (partial).....	39	1101	69.8	6.3	-6.9	4.2	-0.5	-0.5
Business loans (partial).....	39	110101	69.8	6.3	-6.9	4.2	-0.5	-0.5
Consumer loans (partial).....	39	12	1.4	3.2	-4.9	3.4	-1.2	-2.1
Residential real estate loans (partial).....	39	1201	-1.1	3.4	-4.2	3.1	-1.2	-2.4
Residential real estate loans, except home equity (partial).....	39	120101	-13.6	2.3	-6.0	3.4	-2.6	-3.7
Home equity loans (partial).....	39	120102	34.6	5.2	-1.4	2.5	0.8	-0.5
Vehicle loans (partial).....	39	1202	-13.8	1.2	-11.3	4.9	-1.8	-4.7
Vehicle loans (partial).....	39	120201	-13.8	1.2	-11.3	4.9	-1.8	-4.7
Credit cards, overdraft credit, and related plans (partial).....	39	1203	24.0	3.3	-3.9	4.3	-0.5	2.3
Credit cards, overdraft credit, and related plans (partial).....	39	120301	24.0	3.3	-3.9	4.3	-0.5	2.3
Other loans and loan services (partial).....	39	13	4.8	2.2	-2.6	4.1	-3.2	0.9
Other loans and loan services (partial).....	39	1301	4.8	2.2	-2.6	4.1	-3.2	0.9
Other loans and loan services (partial).....	39	130101	4.8	2.2	-2.6	4.1	-3.2	0.9
Deposit services (partial).....	39	2	23.2	-2.1	3.0	0.6	0.1	5.4
Deposit services (partial).....	39	21	23.2	-2.1	3.0	0.6	0.1	5.4

See footnotes at end of table.

Table 7. Producer price index percentage changes for commodity and service groupings and individual items, not seasonally adjusted — Continued
[June 2023]

Title	Commodity code		Unadjusted 12-month percent change ¹	Unadjusted 1-month percent change ¹				
	Group code	Item code		June 2022 to June 2023 ^P	Jan. to Feb.	Feb. to Mar. ^P	Mar. to Apr. ^P	Apr. to May ^P
Deposit services (partial).....	39	2101	23.2	-2.1	3.0	0.6	0.1	5.4
Deposit services (partial).....	39	210101	23.2	-2.1	3.0	0.6	0.1	5.4
Other credit intermediation services, including trust services (partial).....	39	3	-3.4	1.7	0.0	0.2	1.3	0.0
Other credit intermediation services, including trust services (partial).....	39	31	-3.4	1.7	0.0	0.2	1.3	0.0
Other credit intermediation services, including trust services (partial).....	39	3101	-3.4	1.7	0.0	0.2	1.3	0.0
Other credit intermediation services, including trust services (partial).....	39	310101	-3.4	1.7	0.0	0.2	1.3	0.0
Investment services.....	40	—	9.3	2.4	-1.5	1.2	0.6	-0.4
Securities brokerage, dealing, investment advice, and related services.....	40	1	34.4	4.5	-0.3	-0.4	3.2	-0.4
Securities brokerage, dealing, investment advice, and related services.....	40	11	34.4	4.5	-0.3	-0.4	3.2	-0.4
Securities brokerage, dealing, and investment advice.....	40	1101	-2.8	3.4	-0.1	-2.6	2.5	-0.7
Securities brokerage, dealing, and investment advice.....	40	110101	-2.8	3.4	-0.1	-2.6	2.5	-0.7
Securities brokerage and dealing related services (partial).....	40	1102	156.2	6.7	-0.7	3.7	4.4	0.1
Securities brokerage and dealing related services.....	40	110201	156.2	6.7	-0.7	3.7	4.4	0.1
Portfolio management.....	40	2	-4.9	-0.2	-3.9	4.0	-3.0	-0.3
Portfolio management.....	40	21	-4.9	-0.2	-3.9	4.0	-3.0	-0.3
Portfolio management.....	40	2101	-4.9	-0.2	-3.9	4.0	-3.0	-0.3
Portfolio management.....	40	210101	-4.9	-0.2	-3.9	4.0	-3.0	-0.3
Investment banking.....	40	3	1.7	2.1	1.5	-0.8	1.4	-0.6
Investment banking.....	40	31	1.7	2.1	1.5	-0.8	1.4	-0.6
Investment banking.....	40	3101	1.7	2.1	1.5	-0.8	1.4	-0.6
Investment banking.....	40	310101	1.7	2.1	1.5	-0.8	1.4	-0.6
Insurance and annuities.....	41	—	4.0	0.0	0.1	0.2	0.2	0.9
Insurance.....	41	1	4.4	0.0	0.1	0.2	0.2	1.0
Insurance.....	41	11	4.4	0.0	0.1	0.2	0.2	1.0
Life insurance.....	41	1101	0.1	0.0	0.0	0.0	0.0	0.0
Life insurance.....	41	110101	0.1	0.0	0.0	0.0	0.0	0.0
Disability insurance, including accidental death.....	41	1102	-0.3	0.0	0.0	0.0	0.0	0.0
Disability insurance, including accidental death.....	41	110201	-0.3	0.0	0.0	0.0	0.0	0.0
Health and medical insurance.....	41	1103	3.0	0.1	0.0	0.0	0.0	0.0
Health and medical insurance.....	41	110301	3.0	0.1	0.0	0.0	0.0	0.0
Property and casualty insurance.....	41	1104	7.3	0.0	0.3	0.4	0.5	2.0
Property and casualty insurance.....	41	110401	7.3	0.0	0.3	0.4	0.5	2.0
Annuities.....	41	2	-0.2	0.0	0.3	0.2	0.0	-0.1
Annuities.....	41	21	-0.2	0.0	0.3	0.2	0.0	-0.1
Annuities.....	41	2101	-0.2	0.0	0.3	0.2	0.0	-0.1
Annuities.....	41	210101	-0.2	0.0	0.3	0.2	0.0	-0.1
Commissions and fees from sales and administration of insurance policies (partial).....	42	—	0.8	-0.1	0.0	0.0	0.0	0.0
Commissions from sales of insurance.....	42	1	0.8	-0.1	0.0	0.0	0.0	0.0
Commissions from sales of insurance.....	42	11	0.8	-0.1	0.0	0.0	0.0	0.0
Commissions from sales of life insurance and annuities.....	42	1101	-0.2	0.0	0.0	0.0	0.0	0.0
Commissions from sales of life insurance and annuities.....	42	110101	-0.2	0.0	0.0	0.0	0.0	0.0
Commissions from sales of health and medical insurance.....	42	1102	0.2	0.0	0.0	0.0	0.1	0.0
Commissions from sales of health and medical insurance.....	42	110201	0.2	0.0	0.0	0.0	0.1	0.0
Commissions from sales of property and casualty insurance.....	42	1103	1.2	-0.1	0.0	0.0	0.0	0.0
Commissions from sales of property and casualty insurance.....	42	110301	1.2	-0.1	0.0	0.0	0.0	0.0
Commissions from sales of other insurance.....	42	1104	0.1	0.0	0.3	0.2	0.0	0.0
Commissions from sales of other insurance.....	42	110401	0.1	0.0	0.3	0.2	0.0	0.0
Real estate services (partial).....	43	—	3.5	-2.2	-0.9	1.2	0.5	1.1
Nonresidential real estate services.....	43	1	4.3	-3.2	-1.5	2.1	0.1	1.2
Nonresidential real estate rents.....	43	11	4.7	-4.2	-1.7	2.6	0.2	1.3
Office buildings, gross rents.....	43	1101	4.2	1.2	-0.7	0.7	-0.1	-1.5
Office buildings, gross rents.....	43	110101	4.2	1.2	-0.7	0.7	-0.1	-1.5
Retail properties, gross rents.....	43	1102	6.9	-10.3	-2.7	4.2	-0.3	2.8
Retail properties, gross rents.....	43	110201	6.9	-10.3	-2.7	4.2	-0.3	2.8
Industrial buildings, gross rents.....	43	1103	2.2	0.1	0.1	0.5	-0.1	-0.8
Industrial buildings, gross rents.....	43	110301	2.2	0.1	0.1	0.5	-0.1	-0.8
Self-service storage and miniwarehouses, gross rents.....	43	1104	7.7	-0.4	-0.3	0.9	-0.1	1.0
Self-service storage and miniwarehouses, gross rents.....	43	110401	7.7	-0.4	-0.3	0.9	-0.1	1.0

See footnotes at end of table.

Table 7. Producer price index percentage changes for commodity and service groupings and individual items, not seasonally adjusted — Continued
[June 2023]

Title	Commodity code		Unadjusted 12-month percent change ¹	Unadjusted 1-month percent change ¹				
	Group code	Item code		June 2022 to June 2023 ^P	Jan. to Feb.	Feb. to Mar. ^P	Mar. to Apr. ^P	Apr. to May ^P
Other nonresidential buildings, gross rents.....	43	1105	-2.3	-6.7	-4.4	7.2	3.1	6.1
Other nonresidential buildings, gross rents.....	43	110501	-2.3	-6.7	-4.4	7.2	3.1	6.1
Nonresidential property sales and leases including land, brokerage fees and commissions.....	43	12	-0.2	-1.1	-0.6	-0.8	-0.4	1.5
Nonresidential property sales and leases including land, brokerage fees and commissions.....	43	1201	-0.2	-1.1	-0.6	-0.8	-0.4	1.5
Nonresidential property sales and leases including land, brokerage fees and commissions.....	43	120101	-0.2	-1.1	-0.6	-0.8	-0.4	1.5
Nonresidential property management fees.....	43	13	5.8	2.0	-1.1	1.5	-0.1	0.2
Nonresidential property management fees.....	43	1301	5.8	2.0	-1.1	1.5	-0.1	0.2
Nonresidential property management fees.....	43	130101	5.8	2.0	-1.1	1.5	-0.1	0.2
Residential real estate services (partial).....	43	2	2.6	-0.5	0.1	0.0	1.2	1.0
Residential property sales and rental, brokerage fees and commissions.....	43	21	3.0	-0.5	0.1	0.0	1.4	1.3
Residential property sales and rental, brokerage fees and commissions.....	43	2101	3.0	-0.5	0.1	0.0	1.4	1.3
Residential property sales and rental, brokerage fees and commissions.....	43	210101	3.0	-0.5	0.1	0.0	1.4	1.3
Residential property management fees.....	43	22	1.2	-0.5	-0.1	0.3	0.7	-0.2
Residential property management fees.....	43	2201	1.2	-0.5	-0.1	0.3	0.7	-0.2
Residential property management fees.....	43	220101	1.2	-0.5	-0.1	0.3	0.7	-0.2
Real estate appraisal fees.....	43	3	-5.7	-0.9	-0.4	-1.4	-1.7	-0.4
Real estate appraisal fees.....	43	31	-5.7	-0.9	-0.4	-1.4	-1.7	-0.4
Real estate appraisal fees.....	43	3101	-5.7	-0.9	-0.4	-1.4	-1.7	-0.4
Real estate appraisal fees.....	43	310101	-5.7	-0.9	-0.4	-1.4	-1.7	-0.4
Rental and leasing of goods (partial).....	44	—	-2.0	0.5	1.4	-0.7	-1.3	1.4
Passenger car rental.....	44	1	-8.4	1.8	3.3	-2.0	-2.4	3.0
Passenger car rental.....	44	11	-8.4	1.8	3.3	-2.0	-2.4	3.0
Passenger car rental.....	44	1101	-8.4	1.8	3.3	-2.0	-2.4	3.0
Passenger car rental.....	44	110101	-8.4	1.8	3.3	-2.0	-2.4	3.0
Truck, trailer, and RV rental and leasing.....	44	2	0.6	-0.6	0.7	0.2	-1.4	0.9
Truck, trailer, and RV rental and leasing.....	44	21	0.6	-0.6	0.7	0.2	-1.4	0.9
Truck, truck trailer and RV rental.....	44	2101	-2.1	-2.8	1.1	0.4	-3.3	1.8
Truck, truck trailer and RV rental.....	44	210101	-2.1	-2.8	1.1	0.4	-3.3	1.8
Truck, truck trailer and RV leasing.....	44	2102	2.7	1.0	0.3	0.0	0.1	0.3
Truck, truck trailer and RV leasing.....	44	210201	2.7	1.0	0.3	0.0	0.1	0.3
Construction, mining, and forestry machinery and equipment rental and leasing.....	44	3	5.8	0.0	-0.1	0.2	0.1	-0.1
Construction, mining, and forestry machinery and equipment rental and leasing.....	44	31	5.8	0.0	-0.1	0.2	0.1	-0.1
Construction, mining, and forestry machinery and equipment rental and leasing.....	44	3101	5.8	0.0	-0.1	0.2	0.1	-0.1
Construction, mining, and forestry machinery and equipment rental and leasing.....	44	310101	5.8	0.0	-0.1	0.2	0.1	-0.1
Professional services (partial).....	45	—	4.6	1.0	-0.3	0.6	0.0	0.0
Legal services.....	45	1	6.0	1.8	-0.1	0.2	-0.1	0.0
Legal services.....	45	11	6.0	1.8	-0.1	0.2	-0.1	0.0
Legal services.....	45	1101	6.0	1.8	-0.1	0.2	-0.1	0.0
Legal services.....	45	110101	6.0	1.8	-0.1	0.2	-0.1	0.0
Accounting services (partial).....	45	2	7.5	1.0	0.8	0.6	0.2	0.1
Accounting services, excluding payroll.....	45	21	7.5	1.0	0.8	0.6	0.2	0.1
Financial auditing.....	45	2101	8.7	0.7	0.9	3.3	-0.3	0.2
Financial auditing.....	45	210101	8.7	0.7	0.9	3.3	-0.3	0.2
Tax preparation and planning.....	45	2102	6.7	-0.1	-0.3	0.2	0.0	0.1
Tax preparation and planning.....	45	210201	6.7	-0.1	-0.3	0.2	0.0	0.1
Bookkeeping and compilation.....	45	2103	7.9	5.0	4.7	0.4	0.0	0.0
Bookkeeping and compilation.....	45	210301	7.9	5.0	4.7	0.4	0.0	0.0
Other accounting services, including billing and review (partial).....	45	2104	0.3	-0.4	-1.9	-3.2	2.3	-0.3
Other accounting services, including billing and review (partial).....	45	210401	0.3	-0.4	-1.9	-3.2	2.3	-0.3
Architectural and engineering services.....	45	3	3.3	0.5	0.1	0.3	0.0	0.0
Architectural services.....	45	31	1.7	0.0	0.3	0.5	0.1	0.0
Architectural services.....	45	3101	1.7	0.0	0.3	0.5	0.1	0.0

See footnotes at end of table.

Table 7. Producer price index percentage changes for commodity and service groupings and individual items, not seasonally adjusted — Continued
[June 2023]

Title	Commodity code		Unadjusted 12-month percent change ¹	Unadjusted 1-month percent change ¹				
	Group code	Item code		June 2022 to June 2023 ^P	Jan. to Feb.	Feb. to Mar. ^P	Mar. to Apr. ^P	Apr. to May ^P
Architectural services.....	45	310101	1.7	0.0	0.3	0.5	0.1	0.0
Engineering services.....	45	32	3.5	0.5	0.0	0.3	0.0	0.0
Engineering services.....	45	3201	3.5	0.5	0.0	0.3	0.0	0.0
Engineering services.....	45	320101	3.5	0.5	0.0	0.3	0.0	0.0
Management, scientific, and technical consulting services.....	45	4	3.2	0.6	-2.2	2.5	0.2	0.1
Management consulting services.....	45	41	3.2	0.6	-2.2	2.5	0.2	0.1
Administrative and general management consulting services.....	45	4101	3.3	0.8	-3.7	4.0	0.0	0.1
Administrative and general management consulting services.....	45	410101	3.3	0.8	-3.7	4.0	0.0	0.1
Human resources consulting services.....	45	4102	5.9	-0.2	1.7	-0.2	0.7	1.1
Human resources consulting services.....	45	410201	5.9	-0.2	1.7	-0.2	0.7	1.1
Marketing consulting services.....	45	4103	0.2	0.0	0.1	0.1	0.0	0.0
Marketing consulting services.....	45	410301	0.2	0.0	0.1	0.1	0.0	0.0
Process, physical distribution, and logistics consulting services.....	45	4104	8.2	1.4	0.0	0.4	1.5	-0.4
Process, physical distribution, and logistics consulting services.....	45	410401	8.2	1.4	0.0	0.4	1.5	-0.4
Advertising and related services (partial).....	45	5	0.8	0.3	0.2	0.0	0.0	-0.1
Advertising agency services.....	45	51	0.8	0.3	0.2	0.0	0.0	-0.1
Advertising agency services.....	45	5101	0.8	0.3	0.2	0.0	0.0	-0.1
Advertising agency services.....	45	510101	0.8	0.3	0.2	0.0	0.0	-0.1
Information technology (IT) technical support and consulting services (partial).....	45	6	3.2	-0.8	-0.1	-4.5	0.2	0.1
Information technology (IT) technical support and consulting services (partial).....	45	61	3.2	-0.8	-0.1	-4.5	0.2	0.1
Information technology (IT) technical support and consulting services (partial).....	45	6101	3.2	-0.8	-0.1	-4.5	0.2	0.1
Information technology (IT) technical support and consulting services (partial).....	45	610101	3.2	-0.8	-0.1	-4.5	0.2	0.1
Employment services.....	46	—	0.6	-0.3	0.5	0.5	0.0	-0.2
Permanent placement services.....	46	1	2.9	-2.5	1.2	2.4	0.1	-0.2
Permanent placement services.....	46	11	2.9	-2.5	1.2	2.4	0.1	-0.2
Employment placement services.....	46	1101	2.9	-2.5	1.2	2.4	0.1	-0.2
Employment placement services.....	46	110101	2.9	-2.5	1.2	2.4	0.1	-0.2
Executive search services.....	46	2	0.9	-0.7	0.2	-0.7	-0.8	-0.6
Executive search services.....	46	21	0.9	-0.7	0.2	-0.7	-0.8	-0.6
Executive search services.....	46	2101	0.9	-0.7	0.2	-0.7	-0.8	-0.6
Executive search services.....	46	210101	0.9	-0.7	0.2	-0.7	-0.8	-0.6
Staffing services.....	46	3	0.5	-0.2	0.5	0.4	0.1	-0.2
Temporary help services.....	46	31	0.2	-0.4	0.9	0.8	0.1	-0.4
Temporary help services.....	46	3101	0.2	-0.4	0.9	0.8	0.1	-0.4
Temporary help services.....	46	310101	0.2	-0.4	0.9	0.8	0.1	-0.4
Co-employment staffing services.....	46	32	0.8	0.1	0.0	0.0	0.0	0.0
Co-employment staffing services.....	46	3201	0.8	0.1	0.0	0.0	0.0	0.0
Co-employment staffing services.....	46	320101	0.8	0.1	0.0	0.0	0.0	0.0
Travel arrangement services (partial).....	47	—	3.8	-0.8	-0.3	0.8	0.2	0.5
Arrangement of flights (partial).....	47	1	4.8	1.0	-0.2	0.5	-0.1	-0.7
Arrangement of international flights.....	47	11	0.3	1.6	-0.7	0.6	-0.2	-1.1
Arrangement of international flights.....	47	1101	0.3	1.6	-0.7	0.6	-0.2	-1.1
Arrangement of international flights.....	47	110101	0.3	1.6	-0.7	0.6	-0.2	-1.1
Arrangement of domestic flights.....	47	12	13.2	0.0	0.7	0.5	0.2	-0.1
Arrangement of domestic flights (partial).....	47	1201	13.2	0.0	0.7	0.5	0.2	-0.1
Arrangement of domestic flights.....	47	120101	13.2	0.0	0.7	0.5	0.2	-0.1
Arrangement of vehicle rentals and lodging.....	47	2	7.2	1.2	0.7	1.8	-1.2	-1.0
Arrangement of vehicle rentals and lodging.....	47	21	7.2	1.2	0.7	1.8	-1.2	-1.0
Arrangement of vehicle rentals and lodging (partial).....	47	2101	7.2	1.2	0.7	1.8	-1.2	-1.0
Arrangement of vehicle rentals and lodging.....	47	210101	7.2	1.2	0.7	1.8	-1.2	-1.0
Arrangement of cruises and tours.....	47	3	7.8	-6.6	-1.9	1.9	1.9	5.0
Arrangement of cruises and tours.....	47	31	7.8	-6.6	-1.9	1.9	1.9	5.0
Arrangement of cruises and tours.....	47	3101	7.8	-6.6	-1.9	1.9	1.9	5.0
Arrangement of cruises and tours.....	47	310101	7.8	-6.6	-1.9	1.9	1.9	5.0

See footnotes at end of table.

Table 7. Producer price index percentage changes for commodity and service groupings and individual items, not seasonally adjusted — Continued
 [June 2023]

Title	Commodity code		Unadjusted 12-month percent change ¹	Unadjusted 1-month percent change ¹				
	Group code	Item code		June 2022 to June 2023 ^P	Jan. to Feb.	Feb. to Mar. ^P	Mar. to Apr. ^P	Apr. to May ^P
Other travel arrangements (partial).....	47	4	-0.4	0.0	0.0	0.0	0.0	0.0
Other travel arrangements (partial).....	47	41	-0.4	0.0	0.0	0.0	0.0	0.0
Other travel arrangements (partial).....	47	4101	-0.4	0.0	0.0	0.0	0.0	0.0
Other travel arrangements (partial).....	47	410101	-0.4	0.0	0.0	0.0	0.0	0.0
Selected security services (partial).....	48	—	7.2	0.1	0.3	0.1	2.1	0.1
Security guard services.....	48	1	7.2	0.1	0.3	0.1	2.1	0.1
Security guard services.....	48	11	7.2	0.1	0.3	0.1	2.1	0.1
Security guard services.....	48	1101	7.2	0.1	0.3	0.1	2.1	0.1
Security guard services.....	48	110101	7.2	0.1	0.3	0.1	2.1	0.1
Cleaning and building maintenance services (partial).....	49	—	2.5	-0.1	0.1	1.0	-0.3	0.3
Janitorial services.....	49	1	2.5	-0.1	0.1	1.0	-0.3	0.3
Janitorial services.....	49	11	2.5	-0.1	0.1	1.0	-0.3	0.3
Janitorial services.....	49	1101	2.5	-0.1	0.1	1.0	-0.3	0.3
Janitorial services.....	49	110101	2.5	-0.1	0.1	1.0	-0.3	0.3
Waste collection and remediation services (partial).....	50	—	12.5	2.4	2.0	1.2	-0.2	-0.4
Waste collection.....	50	1	12.5	2.4	2.0	1.2	-0.2	-0.4
Solid waste collection.....	50	11	12.5	2.4	2.0	1.2	-0.2	-0.4
Solid waste collection.....	50	1101	12.5	2.4	2.0	1.2	-0.2	-0.4
Solid waste collection.....	50	110101	12.5	2.4	2.0	1.2	-0.2	-0.4
Health care services.....	51	—	3.0	0.5	0.3	0.3	0.1	0.1
Outpatient care (partial).....	51	1	1.7	0.6	0.2	0.3	0.1	0.0
Outpatient care (partial).....	51	11	1.7	0.6	0.2	0.3	0.1	0.0
Physician care.....	51	1101	0.8	0.1	0.1	0.0	0.1	0.0
Medicare patients: physician care.....	51	110102	-3.4	0.0	0.0	-0.1	0.0	0.0
Medicaid patients: physician care.....	51	110103	1.6	0.0	0.0	-0.1	0.6	0.0
Private insurance patients: physician care.....	51	110104	2.4	0.2	0.4	0.1	0.0	0.0
All other patients: physician care.....	51	110105	1.5	0.2	-0.6	0.0	0.0	0.0
Medical laboratory and diagnostic imaging center care.....	51	1102	0.0	-0.1	0.0	0.0	0.0	0.0
Medical laboratory care.....	51	110201	-0.7	-0.2	0.1	0.0	0.0	0.0
Medicare patients: medical laboratory care.....	51	1102011	1.6	0.0	0.0	0.0	0.0	0.0
Medicaid patients: medical laboratory care.....	51	1102012	-0.2	-0.4	0.0	0.0	0.0	0.0
Private insurance patients: medical laboratory care.....	51	1102013	-1.2	-0.2	0.1	0.0	0.0	0.0
All other patients: medical laboratory care.....	51	1102014	0.5	0.0	0.0	0.0	0.0	0.0
Diagnostic imaging center care.....	51	110202	1.2	0.0	0.0	0.0	0.0	0.0
Medicare and Medicaid patients: diagnostic imaging center care.....	51	1102021	-0.6	0.0	0.0	0.0	0.0	0.0
Private insurance and all other patients: diagnostic imaging center care.....	51	1102024	1.8	0.0	0.0	0.0	0.0	0.0
Home health and hospice care.....	51	1103	4.5	0.4	0.3	0.7	0.0	0.0
Home health and hospice care.....	51	110301	4.5	0.4	0.3	0.7	0.0	0.0
Medicare and Medicaid patients: home health and hospice care.....	51	11030101	3.5	0.5	0.0	1.1	0.0	0.0
Medicare patients: home health and hospice care.....	51	110301011	-1.1	0.0	0.0	0.0	0.0	0.0
Medicaid patients: home health and hospice care.....	51	110301012	7.5	0.9	0.0	1.9	0.0	0.0
Private insurance and all other patients: home health and hospice care.....	51	11030102	8.4	0.1	1.1	0.0	0.0	0.0
Private insurance patients: home health and hospice care.....	51	110301021	3.8	0.0	0.0	0.0	0.0	0.0
All other patients: home health and hospice care.....	51	110301022	10.8	0.1	1.3	0.0	0.0	0.0
Hospital outpatient care.....	51	1104	1.8	0.8	0.2	0.7	0.2	0.0
Hospital outpatient care.....	51	110401	1.8	0.8	0.2	0.7	0.2	0.0
Hospital outpatient care, general medical & surgical hospitals.....	51	1104011	2.4	0.8	0.3	0.7	0.2	0.0
Medicare patients: hospital outpatient care, general medical and surgical hospitals.....	51	11040111	0.5	-0.2	0.1	0.3	0.0	0.0
Medicaid patients: hospital outpatient care, general medical and surgical hospitals.....	51	11040112	-1.3	0.0	0.0	0.0	0.0	0.0
Private insurance and all other patients: outpatient care, gen. medical and surgical hospitals.....	51	11040113	3.4	1.4	0.4	1.0	0.3	0.0
Dental care.....	51	1105	3.3	2.1	0.1	0.0	0.0	0.0
Private insurance patients: dental care.....	51	110502	2.7	1.0	0.0	0.0	0.0	0.0
Private insurance patients: dental visits and consultations.....	51	1105021	2.4	1.6	0.0	0.0	0.0	0.0
Private insurance patients: dental surgical intervention services.....	51	1105022	0.2	0.0	0.0	0.0	0.0	0.0
Private insurance patients: dental non-surgical intervention services.....	51	1105023	3.7	0.7	0.0	0.0	0.0	0.0
Medicare, Medicaid and all other patients: dental care.....	51	110503	4.0	3.7	0.2	0.0	0.0	0.0
Medicare, Medicaid and all other patients: dental visits and consultations.....	51	1105031	-1.6	0.4	0.0	0.0	0.0	0.0

See footnotes at end of table.

Table 7. Producer price index percentage changes for commodity and service groupings and individual items, not seasonally adjusted — Continued
 [June 2023]

Title	Commodity code		Unadjusted 12-month percent change ¹	Unadjusted 1-month percent change ¹				
	Group code	Item code		June 2022 to June 2023 ^P	Jan. to Feb.	Feb. to Mar. ^P	Mar. to Apr. ^P	Apr. to May ^P
Medicare, Medicaid and all other patients: dental surgical intervention services.....	51	1105032	1.8	0.0	1.5	0.0	0.0	0.0
Medicare and Medicaid and all other patients: dental non-surgical intervention services.....	51	1105033	8.6	7.0	0.0	0.0	0.0	0.0
Inpatient care.....	51	2	5.0	0.2	0.4	0.2	0.1	0.2
Inpatient care.....	51	21	5.0	0.2	0.4	0.2	0.1	0.2
Hospital inpatient care.....	51	2101	4.5	0.1	0.5	0.2	0.2	0.4
Hospital inpatient care.....	51	210101	4.5	0.1	0.5	0.2	0.2	0.4
Hospital inpatient care, general medical and surgical hospitals.....	51	2101011	4.7	0.1	0.5	0.2	0.1	0.5
Medicare patients: hospital inpatient care, general medical and surgical hospitals.....	51	21010111	2.2	0.0	-0.3	-0.3	0.1	-0.2
Medicaid patients: hospital inpatient care, general medical and surgical hospitals.....	51	21010112	4.5	0.0	0.0	0.0	0.0	0.0
Private insur. & all other patients: hospital inpatient, general medical and surgical hospitals.....	51	21010113	6.9	0.1	1.3	0.7	0.2	1.2
Private insurance patients: hospital inpatient care, general medical and surgical hospitals.....	51	210101131	6.8	0.2	0.5	0.7	0.2	1.3
All other patients: hospital inpatient care, general medical and surgical hospitals.....	51	210101132	8.9	0.0	8.1	0.0	0.0	0.0
Hospital inpatient care, psychiatric & substance abuse hospitals.....	51	2101012	3.5	0.0	0.0	0.1	3.1	0.0
Hospital inpatient care, specialty hospitals.....	51	2101013	0.7	0.3	0.1	0.4	-0.4	0.0
Medicare patients: hospital inpatient care, specialty hospitals.....	51	21010131	-0.2	0.3	0.3	0.0	-0.2	0.0
Medicaid patients: hospital inpatient care, specialty hospitals.....	51	21010132	1.7	1.3	-0.2	-0.3	-1.9	0.0
Private insurance and all other patients: hospital inpatient care, specialty hospitals.....	51	21010133	1.2	0.0	0.0	0.9	0.0	0.0
Nursing home care.....	51	2102	6.4	0.6	0.4	0.0	-0.1	-0.4
Nursing home care.....	51	210201	6.4	0.6	0.4	0.0	-0.1	-0.4
Medicare and Medicaid patients: Nursing home care.....	51	21020101	5.7	-0.1	0.0	-0.3	-0.2	-0.8
Medicaid patients: Nursing home care.....	51	210201011	8.4	-0.1	0.0	-0.4	-0.3	-1.2
Medicare patients: Nursing home care.....	51	210201012	1.5	0.0	0.0	0.0	0.0	0.0
Private insurance and all other patients: Nursing home care.....	51	21020102	7.4	1.5	1.0	0.4	0.1	-0.1
Private insurance patients: Nursing home care.....	51	210201021	0.0	0.0	0.0	0.0	0.0	0.0
All other patients: Nursing home care.....	51	210201022	8.8	1.8	1.2	0.4	0.1	-0.1
Intellectual and developmental disability center care.....	51	2103	7.5	-0.2	0.3	0.0	0.0	0.0
Intellectual and developmental disability center care.....	51	210301	7.5	-0.2	0.3	0.0	0.0	0.0
Medicaid patients: Intellectual and developmental disability center care.....	51	21030101	5.2	-0.2	0.4	0.0	0.0	0.0
Medicare, private ins. & all other patients: Intellectual & develop. disability center care.....	51	21030102	17.2	0.0	0.0	0.0	0.0	0.0
Sales of blood and blood products, organs, and tissues.....	51	3	5.0	0.5	-0.4	0.1	1.0	0.1
Sales of blood and blood products, organs, and tissues.....	51	31	5.0	0.5	-0.4	0.1	1.0	0.1
Sales of blood and blood products, organs, and tissues.....	51	3101	5.0	0.5	-0.4	0.1	1.0	0.1
Sales of blood and blood products, organs, and tissues.....	51	310101	5.0	0.5	-0.4	0.1	1.0	0.1
Accommodation services.....	53	—	2.8	1.9	8.3	-1.0	-2.6	6.7
Traveler accommodation services.....	53	1	2.8	1.9	8.3	-1.0	-2.6	6.7
Traveler accommodation services.....	53	11	2.8	1.9	8.3	-1.0	-2.6	6.7
Guestroom or unit rental.....	53	1101	2.5	2.1	9.0	-1.0	-2.8	7.1
Guestroom or unit rental.....	53	110101	2.5	2.1	9.0	-1.0	-2.8	7.1
Other traveler accommodation services.....	53	1102	5.7	0.2	0.0	-0.5	-0.2	1.1
Other traveler accommodation services.....	53	110201	5.7	0.2	0.0	-0.5	-0.2	1.1
Food and beverage for immediate consumption services (partial).....	54	—	2.1	0.6	0.1	0.4	0.0	0.0
Food and beverage for immediate consumption services (partial).....	54	1	2.1	0.6	0.1	0.4	0.0	0.0
Food and nonalcoholic beverages for immediate consumption (partial).....	54	11	1.8	0.9	0.0	0.1	0.0	0.0
Food and nonalcoholic beverages for immediate consumption (partial).....	54	1101	1.8	0.9	0.0	0.1	0.0	0.0
Food and nonalcoholic beverages for immediate consumption (partial).....	54	110101	1.8	0.9	0.0	0.1	0.0	0.0
Alcoholic beverages for immediate consumption (partial).....	54	12	3.7	-0.7	1.1	1.5	-0.2	0.1
Alcoholic beverages for immediate consumption (partial).....	54	1201	3.7	-0.7	1.1	1.5	-0.2	0.1
Alcoholic beverages for immediate consumption (partial).....	54	120101	3.7	-0.7	1.1	1.5	-0.2	0.1
Repair and maintenance services (partial).....	55	—	5.8	0.5	1.0	0.9	-0.1	0.0
Commercial and industrial machinery and equipment repair and maintenance.....	55	1	7.8	0.1	1.3	1.6	-0.7	0.0
Commercial and industrial machinery and equipment repair and maintenance.....	55	11	7.8	0.1	1.3	1.6	-0.7	0.0
Commercial machinery repair and maintenance.....	55	1101	7.8	0.1	1.3	1.6	-0.7	0.0

See footnotes at end of table.

Table 7. Producer price index percentage changes for commodity and service groupings and individual items, not seasonally adjusted — Continued
[June 2023]

Title	Commodity code		Unadjusted 12-month percent change ¹	Unadjusted 1-month percent change ¹				
	Group code	Item code		June 2022 to June 2023 ^P	Jan. to Feb.	Feb. to Mar. ^P	Mar. to Apr. ^P	Apr. to May ^P
Commercial machinery repair and maintenance.....	55	110101	7.8	0.1	1.3	1.6	-0.7	0.0
Motor vehicle repair and maintenance (partial).....	55	2	5.3	0.2	0.9	0.4	0.3	0.0
Motor vehicle repair and maintenance (partial).....	55	21	5.3	0.2	0.9	0.4	0.3	0.0
Motor vehicle repair and maintenance (partial).....	55	2101	5.3	0.2	0.9	0.4	0.3	0.0
Motor vehicle repair and maintenance (partial).....	55	210101	5.3	0.2	0.9	0.4	0.3	0.0
Ship repair and maintenance.....	55	3	8.0	1.4	0.1	0.1	1.3	0.0
Ship repair and maintenance.....	55	31	8.0	1.4	0.1	0.1	1.3	0.0
Ship repair, military.....	55	3101	2.3	0.5	0.0	0.0	0.5	0.0
Ship repair, military.....	55	310101	2.3	0.5	0.0	0.0	0.5	0.0
Ship repair, nonmilitary.....	55	3102	19.6	2.7	0.1	0.3	2.6	0.0
Ship repair, nonmilitary.....	55	310201	19.6	2.7	0.1	0.3	2.6	0.0
Aircraft repair and maintenance.....	55	4	4.5	1.8	0.4	0.1	0.0	0.0
Aircraft repair and maintenance.....	55	41	4.5	1.8	0.4	0.1	0.0	0.0
Aircraft repair and maintenance.....	55	4101	4.5	1.8	0.4	0.1	0.0	0.0
Aircraft repair and maintenance.....	55	410101	4.5	1.8	0.4	0.1	0.0	0.0
Entertainment services (partial).....	56	-	4.3	0.7	0.3	-0.5	-0.9	0.1
Membership dues and admissions and recreation facility use fees (partial).....	56	1	6.4	0.8	0.3	0.2	-1.7	0.1
Membership dues and admissions and recreation facility use fees (partial).....	56	11	6.4	0.8	0.3	0.2	-1.7	0.1
Membership dues.....	56	1101	7.0	0.5	-0.1	0.1	0.0	0.5
Membership dues, golf courses and country clubs.....	56	110101	12.1	0.0	0.1	0.3	0.0	1.4
Membership dues, fitness and recreational sports centers.....	56	110102	3.5	0.8	-0.2	0.0	0.0	0.0
Admissions and recreational facilities use fees (partial).....	56	1102	5.8	1.4	0.8	0.3	-4.4	-0.5
Admissions and recreational facilities use fees, golf courses and country clubs.....	56	110201	1.7	0.9	0.4	-0.1	-12.1	-0.7
Admissions and recreational facilities use fees, fitness and recreational sports centers.....	56	110202	7.3	1.8	0.0	0.0	0.0	0.0
Admissions and recreational facilities use fees, amusement and theme parks.....	56	110203	5.2	1.5	1.3	0.6	-1.8	-0.6
Recreational activity instruction fees (partial).....	56	2	0.3	0.0	0.0	0.0	0.1	0.0
Recreational activity instruction fees (partial).....	56	21	0.3	0.0	0.0	0.0	0.1	0.0
Recreational activity instruction fees (partial).....	56	2101	0.3	0.0	0.0	0.0	0.1	0.0
Recreational activity instruction fees (partial).....	56	210101	0.3	0.0	0.0	0.0	0.1	0.0
Gaming receipts (partial).....	56	3	1.8	0.6	0.4	-1.7	0.2	0.0
Gaming receipts (partial).....	56	31	1.8	0.6	0.4	-1.7	0.2	0.0
Gaming receipts (partial).....	56	3101	1.8	0.6	0.4	-1.7	0.2	0.0
Gaming receipts (partial).....	56	310101	1.8	0.6	0.4	-1.7	0.2	0.0
Wholesale trade services.....	57	-	1.8	-0.4	0.0	1.1	0.1	-0.3
Machinery and equipment and parts and supplies wholesaling.....	57	1	0.3	-0.5	1.3	-3.2	1.0	-0.2
Machinery and equipment and parts and supplies wholesaling.....	57	11	0.3	-0.5	1.3	-3.2	1.0	-0.2
Parts and supplies for machinery and equipment wholesaling.....	57	1102	5.0	-1.3	5.3	-2.8	2.6	-0.6
Parts and supplies for machinery and equipment wholesaling.....	57	110201	5.0	-1.3	5.3	-2.8	2.6	-0.6
Machinery and vehicle wholesaling.....	57	1103	-1.7	-0.4	-2.3	-3.6	0.0	-0.1
Machinery and vehicle wholesaling.....	57	110301	-1.7	-0.4	-2.3	-3.6	0.0	-0.1
Professional and commercial equipment wholesaling.....	57	1104	4.3	0.9	5.0	-2.9	0.4	0.7
Professional and commercial equipment wholesaling.....	57	110401	4.3	0.9	5.0	-2.9	0.4	0.7
Furnishings wholesaling.....	57	2	2.4	-0.5	1.1	0.9	-4.9	-0.1
Furnishings wholesaling.....	57	21	2.4	-0.5	1.1	0.9	-4.9	-0.1
Furnishings wholesaling.....	57	2101	2.4	-0.5	1.1	0.9	-4.9	-0.1
Furnishings wholesaling.....	57	210101	2.4	-0.5	1.1	0.9	-4.9	-0.1
Building materials, paint, and hardware wholesaling.....	57	3	-5.8	-2.0	-0.5	2.0	-1.2	1.6
Building materials, paint, and hardware wholesaling.....	57	31	-5.8	-2.0	-0.5	2.0	-1.2	1.6
Building materials, paint, and hardware wholesaling.....	57	3101	-5.8	-2.0	-0.5	2.0	-1.2	1.6
Building materials, paint, and hardware wholesaling.....	57	310101	-5.8	-2.0	-0.5	2.0	-1.2	1.6
Metals, minerals, and ores wholesaling.....	57	4	1.8	2.1	10.4	2.1	-4.4	1.3
Metals, minerals, and ores wholesaling.....	57	41	1.8	2.1	10.4	2.1	-4.4	1.3
Metals, minerals, and ores wholesaling.....	57	4101	1.8	2.1	10.4	2.1	-4.4	1.3
Metals, minerals, and ores wholesaling.....	57	410101	1.8	2.1	10.4	2.1	-4.4	1.3
Chemicals and allied products wholesaling.....	57	5	7.2	-3.4	-2.4	3.1	0.5	1.7

See footnotes at end of table.

Table 7. Producer price index percentage changes for commodity and service groupings and individual items, not seasonally adjusted — Continued
[June 2023]

Title	Commodity code		Unadjusted 12-month percent change ¹	Unadjusted 1-month percent change ¹				
	Group code	Item code		June 2022 to June 2023 ^P	Jan. to Feb.	Feb. to Mar. ^P	Mar. to Apr. ^P	Apr. to May ^P
Chemicals and allied products wholesaling.....	57	51	7.2	-3.4	-2.4	3.1	0.5	1.7
Chemicals and allied products wholesaling.....	57	5101	7.2	-3.4	-2.4	3.1	0.5	1.7
Chemicals and allied products wholesaling.....	57	510101	7.2	-3.4	-2.4	3.1	0.5	1.7
Paper and plastics products wholesaling.....	57	6	3.0	0.5	0.5	0.4	0.2	0.5
Paper and plastics products wholesaling.....	57	61	3.0	0.5	0.5	0.4	0.2	0.5
Paper and plastics products wholesaling.....	57	6101	3.0	0.5	0.5	0.4	0.2	0.5
Paper and plastics products wholesaling.....	57	610101	3.0	0.5	0.5	0.4	0.2	0.5
Apparel wholesaling.....	57	7	4.8	4.5	-5.6	7.5	-6.1	-1.2
Apparel wholesaling.....	57	71	4.8	4.5	-5.6	7.5	-6.1	-1.2
Apparel wholesaling.....	57	7101	4.8	4.5	-5.6	7.5	-6.1	-1.2
Apparel wholesaling.....	57	710101	4.8	4.5	-5.6	7.5	-6.1	-1.2
Food and alcohol wholesaling.....	57	8	5.7	-0.7	0.6	3.2	2.3	-2.3
Food and alcohol wholesaling.....	57	81	5.7	-0.7	0.6	3.2	2.3	-2.3
Food wholesaling.....	57	8101	5.5	-1.0	0.9	3.5	2.8	-2.5
Food wholesaling.....	57	810101	5.5	-1.0	0.9	3.5	2.8	-2.5
Alcohol wholesaling.....	57	8102	5.1	1.2	-1.3	1.3	-0.7	-0.8
Alcohol wholesaling.....	57	810201	5.1	1.2	-1.3	1.3	-0.7	-0.8
Other commodities wholesaling.....	57	9	0.0	0.9	-2.7	4.8	-0.8	-1.1
Other commodities wholesaling.....	57	91	0.0	0.9	-2.7	4.8	-0.8	-1.1
Other commodities wholesaling.....	57	9101	0.0	0.9	-2.7	4.8	-0.8	-1.1
Other commodities wholesaling.....	57	910101	0.0	0.9	-2.7	4.8	-0.8	-1.1
Retail trade services.....	58	—	0.7	0.7	0.3	-0.6	0.4	0.2
Food and alcohol retailing.....	58	1	12.1	3.0	1.1	-0.4	0.8	0.5
Food and alcohol retailing.....	58	11	12.1	3.0	1.1	-0.4	0.8	0.5
Food retailing.....	58	1102	12.8	2.8	1.6	-0.6	1.1	0.5
Food retailing.....	58	110201	12.8	2.8	1.6	-0.6	1.1	0.5
Alcohol retailing.....	58	1103	7.5	4.5	-2.2	0.7	-1.1	0.3
Alcohol retailing.....	58	110301	7.5	4.5	-2.2	0.7	-1.1	0.3
Health and beauty care retailing, including optical goods.....	58	2	6.4	0.6	-1.0	-0.6	1.6	0.7
Health and beauty care retailing, including optical goods.....	58	21	6.4	0.6	-1.0	-0.6	1.6	0.7
Health and beauty care retailing, including optical goods.....	58	2101	6.4	0.6	-1.0	-0.6	1.6	0.7
Health and beauty care retailing, including optical goods.....	58	210101	6.4	0.6	-1.0	-0.6	1.6	0.7
Apparel, jewelry, footwear, and accessories retailing.....	58	3	1.6	2.5	1.5	-3.2	1.4	-2.1
Apparel, jewelry, footwear, and accessories retailing.....	58	31	1.6	2.5	1.5	-3.2	1.4	-2.1
Apparel, footwear, and accessories retailing.....	58	3101	0.6	3.8	1.9	-3.8	1.5	-2.7
Apparel, footwear, and accessories retailing.....	58	310101	0.6	3.8	1.9	-3.8	1.5	-2.7
Jewelry retailing.....	58	3102	7.6	-5.3	-0.7	0.4	0.8	1.5
Jewelry retailing.....	58	310201	7.6	-5.3	-0.7	0.4	0.8	1.5
Computer hardware, software, and supplies retailing.....	58	4	-27.5	-15.1	2.2	-2.3	-0.6	-0.9
Computer hardware, software, and supplies retailing.....	58	41	-27.5	-15.1	2.2	-2.3	-0.6	-0.9
Computer hardware, software, and supplies retailing.....	58	4101	-27.5	-15.1	2.2	-2.3	-0.6	-0.9
Computer hardware, software, and supplies retailing.....	58	410101	-27.5	-15.1	2.2	-2.3	-0.6	-0.9
TV, video, and photographic equipment and supplies retailing.....	58	5	-20.7	-10.0	8.2	3.9	-10.6	4.0
TV, video, and photographic equipment and supplies retailing.....	58	51	-20.7	-10.0	8.2	3.9	-10.6	4.0
TV, video, and photographic equipment and supplies retailing.....	58	5101	-20.7	-10.0	8.2	3.9	-10.6	4.0
TV, video, and photographic equipment and supplies retailing.....	58	510101	-20.7	-10.0	8.2	3.9	-10.6	4.0
Automobiles and automobile parts retailing.....	58	6	-16.9	0.5	1.3	-1.7	-2.2	1.9
Automobiles and automobile parts retailing.....	58	61	-16.9	0.5	1.3	-1.7	-2.2	1.9
Automobile retailing (Partial).....	58	6101	-24.5	1.0	2.4	-1.0	-3.2	2.5
Automobile retailing (Partial).....	58	610101	-24.5	1.0	2.4	-1.0	-3.2	2.5
Automotive parts, including tires, retailing.....	58	6102	2.7	-0.9	-1.9	-3.8	0.7	0.2
Automotive parts, including tires, retailing.....	58	610201	2.7	-0.9	-1.9	-3.8	0.7	0.2
RVs, trailers, and campers retailing.....	58	8	-18.7	-4.1	9.1	-2.2	9.3	1.5
RVs, trailers, and campers retailing.....	58	81	-18.7	-4.1	9.1	-2.2	9.3	1.5
RVs, trailers, and campers retailing.....	58	8101	-18.7	-4.1	9.1	-2.2	9.3	1.5
RVs, trailers, and campers retailing.....	58	810101	-18.7	-4.1	9.1	-2.2	9.3	1.5
Sporting goods, including boats, retailing.....	58	9	-2.8	-0.8	1.1	2.6	-3.7	-3.1

See footnotes at end of table.

Table 7. Producer price index percentage changes for commodity and service groupings and individual items, not seasonally adjusted — Continued
[June 2023]

Title	Commodity code		Unadjusted 12-month percent change ¹	Unadjusted 1-month percent change ¹				
	Group code	Item code		June 2022 to June 2023 ^P	Jan. to Feb.	Feb. to Mar. ^P	Mar. to Apr. ^P	Apr. to May ^P
Sporting goods, including boats, retailing.....	58	91	-2.8	-0.8	1.1	2.6	-3.7	-3.1
Sporting goods, including boats, retailing.....	58	9101	-2.8	-0.8	1.1	2.6	-3.7	-3.1
Sporting goods, including boats, retailing.....	58	910101	-2.8	-0.8	1.1	2.6	-3.7	-3.1
Lawn, garden, and farm equipment and supplies retailing.....	58	A	15.2	0.6	12.4	1.5	-2.1	1.1
Lawn, garden, and farm equipment and supplies retailing.....	58	A1	15.2	0.6	12.4	1.5	-2.1	1.1
Lawn, garden, and farm equipment and supplies retailing.....	58	A101	15.2	0.6	12.4	1.5	-2.1	1.1
Lawn, garden, and farm equipment and supplies retailing.....	58	A10101	15.2	0.6	12.4	1.5	-2.1	1.1
Furniture retailing.....	58	B	2.2	5.8	-2.6	2.1	1.0	-0.7
Furniture retailing.....	58	B1	2.2	5.8	-2.6	2.1	1.0	-0.7
Furniture retailing.....	58	B101	2.2	5.8	-2.6	2.1	1.0	-0.7
Furniture retailing.....	58	B10101	2.2	5.8	-2.6	2.1	1.0	-0.7
Flooring and floor coverings retailing.....	58	C	-6.8	1.7	0.9	-0.1	-0.5	-1.5
Flooring and floor coverings retailing.....	58	C1	-6.8	1.7	0.9	-0.1	-0.5	-1.5
Flooring and floor coverings retailing.....	58	C101	-6.8	1.7	0.9	-0.1	-0.5	-1.5
Flooring and floor coverings retailing.....	58	C10101	-6.8	1.7	0.9	-0.1	-0.5	-1.5
Hardware and building materials and supplies retailing.....	58	D	-17.1	-2.0	1.5	0.0	-0.7	0.8
Hardware and building materials and supplies retailing.....	58	D1	-17.1	-2.0	1.5	0.0	-0.7	0.8
Hardware and building materials and supplies retailing.....	58	D101	-17.1	-2.0	1.5	0.0	-0.7	0.8
Hardware and building materials and supplies retailing.....	58	D10101	-17.1	-2.0	1.5	0.0	-0.7	0.8
Major household appliance retailing.....	58	E	-3.0	16.7	-8.7	5.0	-4.2	-1.6
Major household appliance retailing.....	58	E1	-3.0	16.7	-8.7	5.0	-4.2	-1.6
Major household appliance retailing.....	58	E101	-3.0	16.7	-8.7	5.0	-4.2	-1.6
Major household appliance retailing.....	58	E10101	-3.0	16.7	-8.7	5.0	-4.2	-1.6
Fuels and lubricants retailing.....	58	F	9.2	-1.2	-12.4	-0.2	11.6	-2.4
Fuels and lubricants retailing.....	58	F1	9.2	-1.2	-12.4	-0.2	11.6	-2.4
Automotive fuels and lubricants retailing.....	58	F101	4.6	-3.0	-14.9	0.8	12.2	-2.3
Automotive fuels and lubricants retailing.....	58	F10101	4.6	-3.0	-14.9	0.8	12.2	-2.3
Household fuels retailing.....	58	F102	33.4	8.6	0.0	-4.4	8.8	-3.0
Household fuels retailing.....	58	F10201	33.4	8.6	0.0	-4.4	8.8	-3.0
Cleaning supplies and paper products retailing.....	58	G	20.9	7.9	-0.1	6.0	-1.9	2.5
Cleaning supplies and paper products retailing.....	58	G1	20.9	7.9	-0.1	6.0	-1.9	2.5
Cleaning supplies and paper products retailing.....	58	G101	20.9	7.9	-0.1	6.0	-1.9	2.5
Cleaning supplies and paper products retailing.....	58	G10101	20.9	7.9	-0.1	6.0	-1.9	2.5
Book retailing.....	58	H	1.5	-4.3	-0.8	0.1	0.1	1.7
Book retailing.....	58	H1	1.5	-4.3	-0.8	0.1	0.1	1.7
Book retailing.....	58	H101	1.5	-4.3	-0.8	0.1	0.1	1.7
Book retailing.....	58	H10101	1.5	-4.3	-0.8	0.1	0.1	1.7
Other merchandise retailing (partial).....	58	I	7.1	-2.1	3.3	0.5	-2.1	0.6
Other merchandise retailing (partial).....	58	I1	7.1	-2.1	3.3	0.5	-2.1	0.6
Other merchandise retailing (partial).....	58	I101	7.1	-2.1	3.3	0.5	-2.1	0.6
Other merchandise retailing (partial).....	58	I10101	7.1	-2.1	3.3	0.5	-2.1	0.6
Metal treatment services.....	59	-	5.3	0.0	0.1	0.7	0.4	-0.1
Metal treatment services.....	59	1	5.3	0.0	0.1	0.7	0.4	-0.1
Metal treatment services.....	59	11	5.3	0.0	0.1	0.7	0.4	-0.1
Metal plating and polishing.....	59	1101	8.3	0.0	0.0	0.0	0.0	1.7
Metal plating and polishing.....	59	110111	8.3	0.0	0.0	0.0	0.0	1.7
Metal coating and allied services.....	59	1102	0.7	-0.3	-0.4	0.7	0.7	-1.2
Metal coating and allied services.....	59	110222	0.7	-0.3	-0.4	0.7	0.7	-1.2
Metal heat treating.....	59	1103	12.2	0.7	1.8	1.8	0.0	0.0
Metal heat treating.....	59	110349	12.2	0.7	1.8	1.8	0.0	0.0
Mining services.....	60	-	4.0	0.5	1.1	-0.7	-0.3	-0.4
Mining services.....	60	1	4.0	0.5	1.1	-0.7	-0.3	-0.4
Mining services.....	60	11	4.0	0.5	1.1	-0.7	-0.3	-0.4
Support activities for coal mining.....	60	1102	1.4	0.1	-0.3	0.0	-0.1	0.0
Support activities for coal mining.....	60	110201	1.4	0.1	-0.3	0.0	-0.1	0.0
Drilling oil and gas wells services.....	60	1103	6.9	-0.7	0.0	0.0	0.0	-1.4
Drilling oil and gas wells services.....	60	110301	6.9	-0.7	0.0	0.0	0.0	-1.4

See footnotes at end of table.

Table 7. Producer price index percentage changes for commodity and service groupings and individual items, not seasonally adjusted — Continued
[June 2023]

Title	Commodity code		Unadjusted 12-month percent change ¹	Unadjusted 1-month percent change ¹				
	Group code	Item code		June 2022 to June 2023 ^p	Jan. to Feb.	Feb. to Mar. ^p	Mar. to Apr. ^p	Apr. to May ^p
Support activities for oil and gas operations.....	60	1104	3.0	0.9	1.5	-1.0	-0.4	-0.1
Support activities for oil and gas operations.....	60	110401	3.0	0.9	1.5	-1.0	-0.4	-0.1
Metal and nonmetallic minerals mining services.....	60	1106	—	—	—	—	—	0.0
Metal and nonmetallic minerals mining services.....	60	110601	—	—	—	—	—	0.0
Metal mining services.....	60	1106011	—	1.0	1.0	1.1	0.0	—
Contract work on textile products, apparel, and leather.....	61	—	6.5	0.9	0.6	0.0	0.4	0.1
Contract work on textile products and apparel.....	61	1	6.6	0.9	0.6	0.0	0.4	0.1
Contract work on textile products and apparel.....	61	11	6.6	0.9	0.6	0.0	0.4	0.1
Contract work on textile products.....	61	1102	7.1	1.2	1.3	0.0	0.0	0.2
Commission finishing of broadwoven fabrics.....	61	110201	7.6	1.3	1.3	0.1	0.0	0.2
Commission finishing of cotton broadwoven fabrics.....	61	1102011	7.8	0.5	0.5	0.3	-0.1	0.0
Other commission finishing of broadwoven fabrics (excl. cotton & wool).....	61	1102012	8.2	1.4	1.5	0.0	0.0	0.2
Commission knit or knit & finishing of weft & warp knit fabric.....	61	110204	-0.7	0.0	0.0	-0.2	0.0	0.0
Contract work on apparel.....	61	1103	5.8	0.6	0.0	0.0	0.8	0.0
Contract work on women's, girls' and infants' apparel.....	61	11031	—	1.1	0.0	—	—	—
Contract work on women's, girls', and infants' nontailored coats, jackets, & other outerwear.....	61	110313	—	4.4	0.0	—	—	—
Contract work on men's and boys' (including unisex) apparel.....	61	11032	9.3	0.0	0.0	0.0	2.1	0.0
Contract work on men's and boys' pants, work apparel, and other outerwear.....	61	110321	9.8	0.0	0.0	0.0	0.0	0.0
Contract work on men's and boys' shirts, tailored suits/coats/jackets, & underwear/nightwear.....	61	110323	—	0.0	0.0	—	—	—
Contract & commission receipts for tanning or finishing leather owned by others.....	61	2	1.9	0.0	0.0	0.0	0.0	0.0
Contract & commission receipts for tanning or finishing leather owned by others.....	61	21	1.9	0.0	0.0	0.0	0.0	0.0
Contract and commission receipts for tanning or finishing leather owned by others.....	61	2101	1.9	0.0	0.0	0.0	0.0	0.0
Contract and commission receipts for tanning or finishing leather owned by others.....	61	210101	1.9	0.0	0.0	0.0	0.0	0.0
Construction (partial).....	80	—	8.6	0.0	0.2	-0.2	0.2	0.0
New nonresidential building construction.....	80	1	11.0	0.0	0.1	-0.3	0.1	0.0
New nonresidential building construction.....	80	11	11.0	0.0	0.1	-0.3	0.1	0.0
New warehouse building construction.....	80	1101	7.9	-0.3	-0.2	-0.3	0.4	0.2
New warehouse building construction.....	80	110101	7.9	-0.3	-0.2	-0.3	0.4	0.2
New school building construction.....	80	1102	10.8	0.0	0.2	-0.4	0.0	0.0
New school building construction.....	80	110201	10.8	0.0	0.2	-0.4	0.0	0.0
New office building construction.....	80	1103	13.2	0.1	0.2	0.2	0.1	-0.1
New office building construction.....	80	110301	13.2	0.1	0.2	0.2	0.1	-0.1
New industrial building construction.....	80	1104	9.7	0.2	0.2	-1.1	0.0	0.0
New industrial building construction.....	80	110401	9.7	0.2	0.2	-1.1	0.0	0.0
New health care building construction.....	80	1105	11.5	0.1	0.1	-0.4	0.0	-0.1
New health care building construction.....	80	110501	11.5	0.1	0.1	-0.4	0.0	-0.1
Maintenance and repair of nonresidential buildings (partial).....	80	2	2.5	0.2	0.4	0.1	1.4	0.1
Maintenance and repair of nonresidential buildings (partial).....	80	21	2.5	0.2	0.4	0.1	1.4	0.1
Maintenance and repair of nonresidential buildings (partial).....	80	2101	2.5	0.2	0.4	0.1	1.4	0.1
Maintenance and repair of nonresidential buildings (partial).....	80	210101	2.5	0.2	0.4	0.1	1.4	0.1

¹ All indexes are subject to revision for 4 months after their originally scheduled publication to incorporate late reports and corrections by survey respondents.

² Due to incomplete coverage of the services sector, some services indexes in this table reflect only a portion of their wherever-provided output. These indexes are flagged using the term "partial" at the end of their titles. For more information regarding wherever-provided services indexes, go to <https://www.bls.gov/ppi/wepnotice.htm>. This webpage includes methodology documentation, a table identifying missing coverage areas for those indexes with incomplete coverage, and a concordance table between wherever-provided services indexes and Census product codes.

^p Preliminary

"—" Data not available.

Table 8. Producer price indexes and percentage changes for selected commodity and service groupings and individual items, seasonally adjusted
 [June 2023, Index base 1982=100, unless otherwise indicated]

Title	Commodity code		Other index base	Seasonally adjusted index ¹					Seasonally adjusted 1-month percent change ¹		
	Group code	Item code		Feb. 2023	Mar. 2023 ^P	Apr. 2023 ^P	May 2023 ^P	June 2023 ^P	Mar. to Apr. ^P	Apr. to May ^P	May to June ^P
Goods											
Fruits & melons, fresh/dry vegs. & nuts.....	01	1		-	-	-	-	-	-	-	-
Fresh fruits and melons.....	01	11		-	-	-	-	-	-	-	-
Citrus fruits.....	01	1101		326.016	331.158	341.316	342.992	318.946	3.1	0.5	-7.0
Other fruits and berries.....	01	1102		-	-	-	-	-	-	-	-
Melons.....			12/91	-	-	-	-	-	-	-	-
Fresh and dry vegetables.....	01	13		-	-	-	-	-	-	-	-
Dry vegetables.....	01	1301		234.810	229.579	234.553	225.712	219.465	2.2	-3.8	-2.8
Fresh vegetables, except potatoes.....	01	1302		-	-	-	-	-	-	-	-
Sweet potatoes.....	01	1303		160.211	156.781	157.224	151.384	157.889	0.3	-3.7	4.3
Potatoes.....	01	1306	12/11	201.191	205.704	230.346	249.073	243.775	12.0	8.1	-2.1
Tree nuts.....				-	-	-	-	-	-	-	-
Tree nuts.....				-	-	-	-	-	-	-	-
Grains.....	01	2		271.351	251.256	257.993	243.757	248.584	2.7	-5.5	2.0
Wheat.....	01	21		-	-	-	-	-	-	-	-
Wheat.....	01	2101		-	-	-	-	-	-	-	-
Other grains.....	01	22		282.305	261.169	267.362	251.082	258.912	2.4	-6.1	3.1
Barley.....	01	2201		-	-	-	-	-	-	-	-
Corn.....	01	2202		275.523	254.738	260.729	245.012	253.301	2.4	-6.0	3.4
Oats.....	01	2203		-	-	-	-	-	-	-	-
Sorghum.....	01	2205	12/91	-	-	-	-	-	-	-	-
Rough rice.....			12/91	-	-	-	-	-	-	-	-
Rough rice.....			12/91	-	-	-	-	-	-	-	-
Livestock.....	01	3		200.972	206.911	213.845	211.989	229.500	3.4	-0.9	8.3
Slaughter cattle.....	01	31		228.703	238.046	257.025	255.822	271.287	8.0	-0.5	6.0
Slaughter steers and heifers.....	01	3101		234.000	247.516	265.807	262.204	284.021	7.4	-1.4	8.3
Slaughter cows and bulls.....	01	3102		182.998	194.180	197.148	199.121	200.648	1.5	1.0	0.8
Slaughter vealers.....	01	3103		99.360	99.988	96.188	97.101	95.841	-3.8	0.9	-1.3
Slaughter hogs.....	01	32		106.655	103.163	94.882	90.270	101.304	-8.0	-4.9	12.2
Slaughter barrows and gilts.....	01	3201		105.686	101.714	94.521	90.854	101.889	-7.1	-3.9	12.1
Slaughter sows.....	01	3202		-	-	-	-	-	-	-	-
Slaughter lambs.....	01	33		359.611	346.305	388.637	349.441	362.821	12.2	-10.1	3.8
Slaughter lambs.....	01	3301		359.611	346.305	388.637	349.441	362.821	12.2	-10.1	3.8
Feeder and replacement cattle.....			09/21	-	-	-	-	-	-	-	-
Feeder and replacement cattle.....			09/21	-	-	-	-	-	-	-	-
Slaughter poultry.....	01	4		351.347	355.805	354.191	351.701	343.452	-0.5	-0.7	-2.3
Slaughter chickens.....	01	41		351.399	357.579	357.315	355.887	353.885	-0.1	-0.4	-0.6
Broilers and other meat type chickens.....	01	4102		356.289	362.555	362.287	360.839	358.809	-0.1	-0.4	-0.6
Slaughter turkeys.....	01	42		367.496	364.136	355.318	347.597	307.201	-2.4	-2.2	-11.6
Slaughter turkeys.....	01	4201		367.496	364.136	355.318	347.597	307.201	-2.4	-2.2	-11.6
Slaughter ducks.....	01	43	12/91	-	-	-	-	-	-	-	-
Slaughter ducks.....	01	4301	12/91	-	-	-	-	-	-	-	-
Raw cotton.....	01	5		-	-	-	-	-	-	-	-
Raw cotton.....	01	51		-	-	-	-	-	-	-	-
Raw cotton.....	01	5101		-	-	-	-	-	-	-	-
Raw milk.....	01	6		167.446	161.863	155.713	146.589	136.297	-3.8	-5.9	-7.0
Raw milk.....	01	61		168.123	162.517	156.342	147.182	136.849	-3.8	-5.9	-7.0
Raw milk.....	01	6101		168.123	162.517	156.342	147.182	136.849	-3.8	-5.9	-7.0
Chicken eggs.....	01	7		-	-	-	-	-	-	-	-
Chicken eggs.....	01	71		-	-	-	-	-	-	-	-
Eggs for fresh use.....	01	7107	12/91	-	-	-	-	-	-	-	-
Breaker stock and checks and undergrades.....	01	7108	12/91	-	-	-	-	-	-	-	-
Hay, hayseeds, and oilseeds.....	01	8		313.392	299.717	293.731	291.928	276.227	-2.0	-0.6	-5.4
Hay and hayseeds.....	01	81		-	-	-	-	-	-	-	-
Hay and hayseeds.....	01	8101		-	-	-	-	-	-	-	-
Oilseeds.....	01	83		274.608	262.962	264.197	260.912	242.810	0.5	-1.2	-6.9
Oilseeds.....	01	8301		274.608	262.962	264.197	260.912	242.810	0.5	-1.2	-6.9
Cereal and bakery products.....	02	1		332.012	331.084	329.795	332.281	331.939	-0.4	0.8	-0.1
Bakery products.....	02	11		-	-	-	-	-	-	-	-
Bread (white, wheat, rye, etc.), including frozen.....			06/06	-	-	-	-	-	-	-	-
Rolls (bread-type), muffins, bagels, and croissants.....	02	1105		-	-	-	-	-	-	-	-
Other sweet goods, excluding frozen.....				-	-	-	-	-	-	-	-
Soft cakes, excluding frozen.....	02	1108		-	-	-	-	-	-	-	-
Cookies, crackers, and related products.....	02	1121		-	-	-	-	-	-	-	-

See footnotes at end of table.

Table 8. Producer price indexes and percentage changes for selected commodity and service groupings and individual items, seasonally adjusted — Continued
 [June 2023, Index base 1982=100, unless otherwise indicated]

Title	Commodity code		Other index base	Seasonally adjusted index ¹					Seasonally adjusted 1-month percent change ¹		
	Group code	Item code		Feb. 2023	Mar. 2023 ^P	Apr. 2023 ^P	May 2023 ^P	June 2023 ^P	Mar. to Apr. ^P	Apr. to May ^P	May to June ^P
Retail bakery products, excluding retail trade.....	02	1130	06/14	157.364	158.926	159.147	159.795	159.316	0.1	0.4	-0.3
Flour and flour base mixes and doughs.....	02	12		-	-	-	-	-	-	-	-
Wheat flour.....	02	1203		-	-	-	-	-	-	-	-
Flour base mixes and doughs.....	02	1204		-	-	-	-	-	-	-	-
Milled rice and byproducts.....	02	13		-	-	-	-	-	-	-	-
Head rice.....	02	1301		-	-	-	-	-	-	-	-
Milled rice (incl second heads, screenings, brewers, bran, sharps, rice flour, and byproducts).....	02	1302	06/84	-	-	-	-	-	-	-	-
Cereal and pasta products.....	02	14		319.907	318.007	312.367	319.623	319.561	-1.8	2.3	0.0
Dry macaroni, spaghetti, and egg noodle products, made from purchased flour.....	02	1402	06/85	-	-	-	-	-	-	-	-
Cereal and mill products, other than flour.....	02	1409	06/85	296.857	294.685	294.050	302.343	302.272	-0.2	2.8	0.0
Meats, poultry, and fish.....	02	2		226.602	229.972	223.953	221.426	222.931	-2.6	-1.1	0.7
Meats.....	02	21		226.155	230.348	223.050	221.124	224.612	-3.2	-0.9	1.6
Beef and veal products, fresh or frozen.....	02	2101		270.800	274.723	266.196	268.100	278.704	-3.1	0.7	4.0
Lamb/mutton, fresh or frozen, not canned or made into sausage, made in slaughtering plants.....	02	2103		-	-	-	-	-	-	-	-
Pork products, fresh, frozen, or processed, except sausage.....	02	2104		160.945	166.169	155.299	149.256	148.304	-6.5	-3.9	-0.6
Other meats, fresh, frozen, or canned.....	02	2105		221.393	224.352	222.718	221.349	221.886	-0.7	-0.6	0.2
Processed poultry.....	02	22		180.699	182.500	179.219	174.534	173.996	-1.8	-2.6	-0.3
Young chickens, including bulk, chilled, frozen, whole, and in parts.....	02	2203		188.293	192.398	189.940	188.798	187.955	-1.3	-0.6	-0.4
Turkeys, including frozen, whole, and in parts.....	02	2206		-	-	-	-	-	-	-	-
Canned, cooked, smoked or prepared poultry.....	02	2208		-	-	-	-	-	-	-	-
Chicken hens and other poultry/small game.....			12/90	-	-	-	-	-	-	-	-
Unprocessed and prepared seafood.....	02	23		432.938	435.370	429.097	436.019	426.534	-1.4	1.6	-2.2
Unprocessed finfish.....	02	2301		-	-	-	-	-	-	-	-
Unprocessed shellfish.....	02	2305	12/91	293.512	279.450	282.495	284.838	298.184	1.1	0.8	4.7
Prepared fresh and frozen seafood.....			12/11	-	-	-	-	-	-	-	-
Dairy products.....	02	3		235.477	231.353	230.890	227.859	223.250	-0.2	-1.3	-2.0
Fluid milk products.....	02	31		-	-	-	-	-	-	-	-
Packaged fluid milk and related products.....	02	3103	12/82	-	-	-	-	-	-	-	-
Cottage cheese.....	02	3104	12/82	-	-	-	-	-	-	-	-
Other milk products.....	02	3105	12/82	-	-	-	-	-	-	-	-
Bulk fluid milk and cream.....	02	3106	12/91	-	-	-	-	-	-	-	-
Butter.....	02	32		-	-	-	-	-	-	-	-
Butter.....	02	3201		-	-	-	-	-	-	-	-
Natural, processed, and imitation cheese.....	02	33		193.068	191.652	190.997	183.969	179.552	-0.3	-3.7	-2.4
Natural cheese, except cottage cheese.....	02	3302		185.288	183.806	182.976	175.444	170.695	-0.5	-4.1	-2.7
Processed cheese and related products.....	02	3303		-	-	-	-	-	-	-	-
Cheese substitutes and imitations.....			06/88	-	-	-	-	-	-	-	-
Raw liquid whey.....			12/04	-	-	-	-	-	-	-	-
Ice cream and frozen desserts.....	02	34		-	-	-	-	-	-	-	-
Ice cream and frozen desserts.....			06/83	-	-	-	-	-	-	-	-
Dry, condensed, and evaporated milk products.....	02	35		-	-	-	-	-	-	-	-
Dry milk products, including feed grade.....	02	3502	12/83	-	-	-	-	-	-	-	-
Liquid milk products.....			12/83	-	-	-	-	-	-	-	-
Ice cream mixes and related products.....			06/02	-	-	-	-	-	-	-	-
Processed fruits and vegetables.....	02	4		-	-	-	-	-	-	-	-
Canned fruits and juices.....	02	41		-	-	-	-	-	-	-	-
Canned fruits, excluding baby foods.....	02	4101		-	-	-	-	-	-	-	-
Canned and fresh fruit juices, nectars, and concentrates.....	02	4102		-	-	-	-	-	-	-	-
Frozen fruits, juices and ades.....	02	42		-	-	-	-	-	-	-	-
Frozen fruits.....	02	4202		-	-	-	-	-	-	-	-
Canned vegetables and juices.....	02	44		-	-	-	-	-	-	-	-
Canned vegetables and juices.....	02	4401		-	-	-	-	-	-	-	-
Frozen vegetables.....	02	45		-	-	-	-	-	-	-	-
Frozen potato products (French-fried, patties, puffs, etc.).....	02	4502	12/90	298.634	301.034	302.270	301.959	303.641	0.4	-0.1	0.6
Frozen vegetables, other than potato products.....	02	4505	12/90	-	-	-	-	-	-	-	-
Dried and dehydrated food.....			12/03	-	-	-	-	-	-	-	-
Dried and dehydrated food.....			12/03	-	-	-	-	-	-	-	-
Sugar and confectionery.....	02	5		-	-	-	-	-	-	-	-
Raw cane sugar and sugar cane mill products and byproducts.....				-	-	-	-	-	-	-	-
Raw cane sugar and sugarcane mill products and byproducts.....	02	5201		-	-	-	-	-	-	-	-
Refined sugar products and byproducts.....				-	-	-	-	-	-	-	-
Refined sugar products and byproducts.....			12/02	-	-	-	-	-	-	-	-
Confectionery materials.....	02	54		-	-	-	-	-	-	-	-
Confectionery materials.....	02	5401		-	-	-	-	-	-	-	-
Confectionery end products.....	02	55		-	-	-	-	-	-	-	-

See footnotes at end of table.

Table 8. Producer price indexes and percentage changes for selected commodity and service groupings and individual items, seasonally adjusted — Continued
 [June 2023, Index base 1982=100, unless otherwise indicated]

Title	Commodity code		Other index base	Seasonally adjusted index ¹					Seasonally adjusted 1-month percent change ¹		
	Group code	Item code		Feb. 2023	Mar. 2023 ^P	Apr. 2023 ^P	May 2023 ^P	June 2023 ^P	Mar. to Apr. ^P	Apr. to May ^P	May to June ^P
Candy and nuts.....			06/83	-	-	-	-	-	-	-	-
Beverages and beverage materials.....	02	6		249.528	249.519	248.865	253.019	253.666	-0.3	1.7	0.3
Alcoholic beverages.....	02	61		217.855	217.782	217.982	219.485	219.587	0.1	0.7	0.0
Malt beverages.....	02	6101		230.420	229.268	229.415	229.275	228.933	0.1	-0.1	-0.1
Distilled and bottled liquor, excluding brandy.....	02	6102		199.293	200.198	199.512	205.348	205.997	-0.3	2.9	0.3
Wines, brandy, and brandy spirits.....			12/83	-	-	-	-	-	-	-	-
Soft drinks.....	02	62		-	-	-	-	-	-	-	-
Soft drinks, non-carbonated and bottled water.....			12/11	-	-	-	-	-	-	-	-
Soft drinks, bottle/can, carbonated, all types.....				-	-	-	-	-	-	-	-
Packaged beverage materials.....	02	63		-	-	-	-	-	-	-	-
Coffee (whole bean, ground, & instant).....	02	6301		-	-	-	-	-	-	-	-
Tea in consumer packages, exc. canned ice tea.....	02	6303		-	-	-	-	-	-	-	-
Other beverage materials.....	02	64		321.453	323.782	326.190	327.068	327.862	0.7	0.3	0.2
Other beverage materials.....	02	6401		321.453	323.782	326.190	327.068	327.862	0.7	0.3	0.2
Fats and oils.....	02	7		-	-	-	-	-	-	-	-
Shortening, cooking oil, and margarine.....	02	78		-	-	-	-	-	-	-	-
Shortening, cooking oil, and margarine.....	02	7801		-	-	-	-	-	-	-	-
Other oilseed processing.....	02	7A	12/04	-	-	-	-	-	-	-	-
Other oilseed processing.....	02	7A01	12/04	-	-	-	-	-	-	-	-
Corn oil, crude and refined.....			01/16	-	-	-	-	-	-	-	-
Corn oil, made by wet milling.....			01/16	-	-	-	-	-	-	-	-
Miscellaneous processed foods.....	02	8		-	-	-	-	-	-	-	-
Canned jams, jellies, and preserves.....	02	81		-	-	-	-	-	-	-	-
Canned jams, jellies, and preserves.....				-	-	-	-	-	-	-	-
Pickles and other pickled products, including horseradish.....	02	82		-	-	-	-	-	-	-	-
Pickles and other pickled products.....	02	8201		-	-	-	-	-	-	-	-
Specialty canning.....	02	84		-	-	-	-	-	-	-	-
Specialty canning.....	02	8401		-	-	-	-	-	-	-	-
Frozen specialty food.....	02	85		-	-	-	-	-	-	-	-
Frozen specialty food.....	02	8501		-	-	-	-	-	-	-	-
Prepared sauces, except tomato.....				-	-	-	-	-	-	-	-
Prepared sauces, excluding tomato-based sauces and sauces comprised of 20 percent or more meat.....				-	-	-	-	-	-	-	-
Other miscellaneous processed foods.....				-	-	-	-	-	-	-	-
Other miscellaneous processed foods.....				-	-	-	-	-	-	-	-
Prepared animal feeds.....	02	9		257.388	257.419	253.821	248.882	246.766	-1.4	-1.9	-0.9
Soybean cake, meal, and other byproducts.....	02	92		-	-	-	-	-	-	-	-
Soybean cake, meal, and byproducts.....	02	9201		-	-	-	-	-	-	-	-
Formula feeds.....	02	93		292.719	287.167	285.696	276.928	274.545	-0.5	-3.1	-0.9
Formula feeds.....	02	9301		292.719	287.167	285.696	276.928	274.545	-0.5	-3.1	-0.9
Miscellaneous feedstuffs.....	02	94		336.187	342.822	339.514	332.996	332.336	-1.0	-1.9	-0.2
Pet food.....	02	9402		-	-	-	-	-	-	-	-
Miscellaneous feedstuffs other than pet food.....	02	9403		320.906	311.617	303.009	292.123	292.483	-2.8	-3.6	0.1
Synthetic fibers.....	03	1		-	-	-	-	-	-	-	-
Unprocessed filament yarns.....	03	15		-	-	-	-	-	-	-	-
Noncellulosic and cellulosic organic fibers.....			05/22	-	-	-	-	-	-	-	-
Processed yarns and threads.....	03	2		-	-	-	-	-	-	-	-
Yarns.....	03	26		-	-	-	-	-	-	-	-
Spun cotton yarns.....	03	2601		151.873	151.284	149.321	148.062	150.323	-1.3	-0.8	1.5
Spun synthetic yarns.....				-	-	-	-	-	-	-	-
Textured and twisted yarns.....	03	2604	12/88	-	-	-	-	-	-	-	-
Other spun noncellulosic and natural fiber (excluding cotton and wool) yarns.....	03	2607	06/08	-	-	-	-	-	-	-	-
Greige fabrics.....	03	3		-	-	-	-	-	-	-	-
Greige broadwoven fabrics.....	03	37		-	-	-	-	-	-	-	-
Greige manmade, silk, and other natural fiber (exc cotton/wool) broadwoven fabrics.....	03	3703		-	-	-	-	-	-	-	-
Greige knit fabrics.....	03	38		-	-	-	-	-	-	-	-
Weft (circular) knit fabrics, greige goods (excluding hosiery).....	03	3803		-	-	-	-	-	-	-	-
Warp knit fabrics, greige goods (excluding hosiery).....	03	3804		-	-	-	-	-	-	-	-
Tire cord and tire fabric.....	03	39	06/84	-	-	-	-	-	-	-	-
Tire cord and tire fabrics.....	03	3901	06/84	-	-	-	-	-	-	-	-
Finished fabrics.....	03	4		-	-	-	-	-	-	-	-
Finished broadwoven fabrics.....	03	42		-	-	-	-	-	-	-	-
Finished cotton broadwoven fabrics.....	03	4201		-	-	-	-	-	-	-	-

See footnotes at end of table.

Table 8. Producer price indexes and percentage changes for selected commodity and service groupings and individual items, seasonally adjusted — Continued
 [June 2023, Index base 1982=100, unless otherwise indicated]

Title	Commodity code		Other index base	Seasonally adjusted index ¹					Seasonally adjusted 1-month percent change ¹		
	Group code	Item code		Feb. 2023	Mar. 2023 ^P	Apr. 2023 ^P	May 2023 ^P	June 2023 ^P	Mar. to Apr. ^P	Apr. to May ^P	May to June ^P
Finished manmade, silk, and other natural fiber (exc. cotton and wool) broadwoven fabrics.....	03	4203		-	-	-	-	-	-	-	-
Woven and braided narrow fabrics.....	03	44		-	-	-	-	-	-	-	-
Woven and braided narrow fabrics.....	03	4402	06/84	-	-	-	-	-	-	-	-
Nonwoven fabrics and felts.....	03	45		-	-	-	-	-	-	-	-
Nonwoven fabrics and felts.....	03	4503		-	-	-	-	-	-	-	-
Coated fabrics, not rubberized.....	03	46	06/85	-	-	-	-	-	-	-	-
Coated fabrics, not rubberized.....	03	4601	06/85	-	-	-	-	-	-	-	-
Screen printed textile materials, embroideries, and lace goods.....	03	47	06/85	220.016	220.271	220.627	221.095	221.186	0.2	0.2	0.0
Screen printed textile and apparel materials and embroideries.....	03	4701	06/85	220.286	220.572	220.846	221.434	221.467	0.1	0.3	0.0
Knit fabrics, finished in knitting mills.....			12/03	-	-	-	-	-	-	-	-
Weft (circular) knit fabrics, knit and finished in the same establishment (excluding hosiery).....			12/03	-	-	-	-	-	-	-	-
Warp knit goods, knit and finished in the same establishment.....			12/03	-	-	-	-	-	-	-	-
Apparel & other fabricated textile prods.....	03	8		-	-	-	-	-	-	-	-
Apparel.....	03	81		-	-	-	-	-	-	-	-
Miscellaneous apparel and accessories.....			12/83	-	-	-	-	-	-	-	-
Women's, girls', and infants' cut and sew apparel.....			12/03	-	-	-	-	-	-	-	-
Men's and boys' cut and sew apparel.....			12/03	-	-	-	-	-	-	-	-
Apparel made in knitting mills.....			12/03	-	-	-	-	-	-	-	-
Textile house furnishings.....	03	82		-	-	-	-	-	-	-	-
Textile house furnishings.....	03	8203	06/83	-	-	-	-	-	-	-	-
Industrial and other fabricated products.....				-	-	-	-	-	-	-	-
Industrial and other fabricated products.....	03	8303		-	-	-	-	-	-	-	-
Miscellaneous textile products/services.....	03	9	06/85	-	-	-	-	-	-	-	-
Miscellaneous textile products/services.....			09/18	-	-	-	-	-	-	-	-
Miscellaneous textile products/services.....			09/18	-	-	-	-	-	-	-	-
Hides and skins, incl. cattle.....	04	1		104.227	109.341	112.598	117.897	115.890	3.0	4.7	-1.7
Hides and skins, incl. cattle.....	04	19	06/01	47.717	50.059	51.550	53.976	53.057	3.0	4.7	-1.7
Hides, skins, and pelts, made in slaughtering plants.....	04	1901	06/01	47.717	50.059	51.550	53.976	53.057	3.0	4.7	-1.7
Leather.....	04	2		195.950	192.274	200.602	207.814	205.359	4.3	3.6	-1.2
Finished and unfinished leather.....	04	27	12/97	107.420	105.405	109.970	113.924	112.578	4.3	3.6	-1.2
Finished and unfinished leather.....	04	2701	12/97	107.420	105.405	109.970	113.924	112.578	4.3	3.6	-1.2
Footwear.....	04	3		250.696	249.253	250.419	250.306	251.332	0.5	0.0	0.4
Men's nonathletic footwear.....	04	31		292.630	290.103	292.374	292.435	294.070	0.8	0.0	0.6
Men's footwear (size 6 and larger), excluding athletic.....	04	3105	12/93	204.063	202.307	203.909	203.944	205.065	0.8	0.0	0.5
Women's nonathletic footwear.....	04	32		-	-	-	-	-	-	-	-
Women's footwear (size 4 and larger), excluding athletic.....	04	3205	12/93	-	-	-	-	-	-	-	-
Other footwear including slippers.....	04	39	12/02	-	-	-	-	-	-	-	-
Other footwear, excluding rubber and plastic soled footwear.....	04	3901	12/02	-	-	-	-	-	-	-	-
Other leather and related products.....	04	4		-	-	-	-	-	-	-	-
Luggage and small leather goods.....	04	41		-	-	-	-	-	-	-	-
Luggage and small leather goods.....	04	4101		-	-	-	-	-	-	-	-
Leather and leather-like goods, n.e.c.....	04	45	06/85	-	-	-	-	-	-	-	-
Leather and leather-like goods, n.e.c.....	04	4501	06/85	-	-	-	-	-	-	-	-
Coal.....	05	1		291.332	279.698	291.519	296.224	300.211	4.2	1.6	1.3
Coal.....	05	13		291.332	279.698	291.519	296.224	300.211	4.2	1.6	1.3
Coal.....	05	1301		291.332	279.698	291.519	296.224	300.211	4.2	1.6	1.3
Gas fuels.....				-	-	-	-	-	-	-	-
Natural gas.....				-	-	-	-	-	-	-	-
Natural gas.....				-	-	-	-	-	-	-	-
Liquefied petroleum gas.....	05	32		-	-	-	-	-	-	-	-
Liquefied petroleum gas.....				-	-	-	-	-	-	-	-
Electric power.....	05	4		267.487	263.241	261.996	264.023	266.079	-0.5	0.8	0.8
Residential electric power.....	05	41	12/90	224.200	221.766	221.467	222.507	224.471	-0.1	0.5	0.9
Residential electric power.....	05	4121	12/90	224.200	221.766	221.467	222.507	224.471	-0.1	0.5	0.9
Commercial electric power.....	05	42		255.918	248.990	248.711	250.689	251.013	-0.1	0.8	0.1
Commercial electric power.....	05	4221	12/90	224.016	217.949	217.692	219.414	219.706	-0.1	0.8	0.1
Industrial electric power.....	05	43		299.479	297.123	292.500	299.075	301.300	-1.6	2.2	0.7
Industrial electric power.....	05	4321	12/90	251.812	249.849	245.949	251.480	253.341	-1.6	2.2	0.7
Transportation electric power.....	05	46	12/10	125.405	124.683	124.862	126.940	131.593	0.1	1.7	3.7
Transportation electric power.....	05	4621	12/10	125.405	124.683	124.862	126.940	131.593	0.1	1.7	3.7
Utility natural gas.....	05	5	12/90	314.042	290.997	274.744	259.298	255.094	-5.6	-5.6	-1.6
Residential natural gas.....	05	51	12/90	311.020	288.393	273.722	270.095	267.724	-5.1	-1.3	-0.9
Residential natural gas.....	05	5121	12/90	311.020	288.393	273.722	270.095	267.724	-5.1	-1.3	-0.9

See footnotes at end of table.

Table 8. Producer price indexes and percentage changes for selected commodity and service groupings and individual items, seasonally adjusted — Continued
 [June 2023, Index base 1982=100, unless otherwise indicated]

Title	Commodity code		Other index base	Seasonally adjusted index ¹					Seasonally adjusted 1-month percent change ¹		
	Group code	Item code		Feb. 2023	Mar. 2023 ^P	Apr. 2023 ^P	May 2023 ^P	June 2023 ^P	Mar. to Apr. ^P	Apr. to May ^P	May to June ^P
Commercial natural gas.....	05	52	12/90	315.186	283.845	265.722	249.686	243.827	-6.4	-6.0	-2.3
Commercial natural gas.....	05	5221	12/90	315.186	283.845	265.722	249.686	243.827	-6.4	-6.0	-2.3
Industrial natural gas.....	05	53	12/90	250.634	231.130	215.226	201.833	198.670	-6.9	-6.2	-1.6
Industrial natural gas.....	05	5321	12/90	250.634	231.130	215.226	201.833	198.670	-6.9	-6.2	-1.6
Natural gas to electric power.....	05	54	12/90	279.128	261.621	246.736	220.573	215.442	-5.7	-10.6	-2.3
Natural gas to electric power.....	05	5421	12/90	279.128	261.621	246.736	220.573	215.442	-5.7	-10.6	-2.3
Crude petroleum (domestic production).....	05	6		-	-	-	-	-	-	-	-
Crude petroleum (domestic production).....	05	61		-	-	-	-	-	-	-	-
Crude petroleum (domestic production).....	05	6101		-	-	-	-	-	-	-	-
Petroleum products, refined.....	05	7		327.598	301.544	304.237	267.234	266.160	0.9	-12.2	-0.4
Gasoline.....	05	71		283.811	250.947	271.236	234.279	242.206	8.1	-13.6	3.4
Unleaded premium gasoline.....	05	7103		310.116	275.598	299.425	263.873	271.095	8.6	-11.9	2.7
Unleaded regular gasoline.....	05	7104		278.449	245.032	264.903	227.245	234.956	8.1	-14.2	3.4
Unleaded mid-premium gasoline.....	05	7105	12/87	483.647	410.872	459.784	387.088	413.561	11.9	-15.8	6.8
Kerosene and jet fuels.....	05	72		-	-	-	-	-	-	-	-
Kerosene.....	05	7202		-	-	-	-	-	-	-	-
Jet fuel.....	05	7203		-	-	-	-	-	-	-	-
Light fuel oils.....	05	73		415.124	389.506	374.551	323.687	305.496	-3.8	-13.6	-5.6
Home heating oil and distillates.....	05	7302		272.217	261.091	240.696	210.972	213.775	-7.8	-12.3	1.3
No. 2 diesel fuel.....	05	7303		444.463	416.519	401.468	346.679	325.866	-3.6	-13.6	-6.0
Residual fuels (heavy fuel oils, incl. #5, #6, & other residual fuels).....	05	74		-	-	-	-	-	-	-	-
Residual fuels (heavy fuel oils, incl. #5, #6, & other residual fuels).....	05	7407	06/85	-	-	-	-	-	-	-	-
Finished lubricants.....				-	-	-	-	-	-	-	-
Lubricating and similar oils.....	05	7604	06/85	-	-	-	-	-	-	-	-
Lubricating oil base stocks.....			06/09	-	-	-	-	-	-	-	-
Lubricating oil base stocks.....			06/09	-	-	-	-	-	-	-	-
Asphalt and other petroleum and coal products, n.e.c.....	05	8	12/84	436.610	497.730	366.107	324.020	335.628	-26.4	-11.5	3.6
Asphalt and other petroleum and coal products, n.e.c.....	05	81	12/84	436.610	497.730	366.107	324.020	335.628	-26.4	-11.5	3.6
Asphalt.....	05	8102	06/85	218.923	226.108	247.935	259.444	260.799	9.7	4.6	0.5
Other petroleum and coal products, including coke oven products, n.e.c.....			12/84	-	-	-	-	-	-	-	-
Industrial chemicals.....	06	1		339.461	329.990	328.277	321.064	309.771	-0.5	-2.2	-3.5
Basic inorganic chemicals.....	06	13		-	-	-	-	-	-	-	-
Inorganic chemicals, other than alkalis and chlorine.....	06	1302		-	-	-	-	-	-	-	-
Alkalis and chlorine, including natural sodium carbonate and sulfate.....	06	1303		-	-	-	-	-	-	-	-
Basic organic chemicals.....	06	14		331.621	320.577	319.698	311.935	299.296	-0.3	-2.4	-4.1
Primary basic organic chemicals.....				-	-	-	-	-	-	-	-
Cyclic intermediate chemicals and dyes.....				-	-	-	-	-	-	-	-
Other basic organics.....	06	1403		316.245	315.422	312.201	309.185	302.662	-1.0	-1.0	-2.1
Paints and allied products.....	06	2		-	-	-	-	-	-	-	-
Prepared paint.....	06	21		-	-	-	-	-	-	-	-
Architectural coatings.....	06	2101		-	-	-	-	-	-	-	-
OEM finishes excluding marine coatings.....			06/83	-	-	-	-	-	-	-	-
Special purpose coatings, incl. marine, industrial & construction coatings.....	06	2103	06/83	-	-	-	-	-	-	-	-
Paint materials.....	06	22		-	-	-	-	-	-	-	-
Paint colors.....				-	-	-	-	-	-	-	-
Kaolin and ball clay.....	06	2204		-	-	-	-	-	-	-	-
Allied and miscellaneous paint products.....	06	23	06/83	-	-	-	-	-	-	-	-
Allied and miscellaneous paint products.....	06	2301	06/83	-	-	-	-	-	-	-	-
Drugs and pharmaceuticals.....	06	3		659.063	659.972	662.329	662.198	663.526	0.4	0.0	0.2
Medicinal and botanical chemicals, drugs, and other products.....	06	31		-	-	-	-	-	-	-	-
Medicinal and botanical chemicals, drugs, and other products.....			06/82	-	-	-	-	-	-	-	-
Veterinary pharmaceutical preparations.....				-	-	-	-	-	-	-	-
Pharmaceuticals for veterinary use.....			12/87	-	-	-	-	-	-	-	-
Biological products, including diagnostics.....	06	37		321.771	322.952	325.440	324.857	326.224	0.8	-0.2	0.4
Biological products, excluding diagnostic, for veterinary, industrial, and all other misc. uses.....	06	3717	12/04	-	-	-	-	-	-	-	-
Diagnostics.....			06/09	-	-	-	-	-	-	-	-
Biological products, excluding diagnostic, for human use.....	06	3719	06/09	152.446	152.685	152.975	153.533	154.049	0.2	0.4	0.3
Pharmaceutical preparations.....	06	38	06/01	287.266	287.347	287.981	288.103	288.531	0.2	0.0	0.1
Pharmaceuticals affecting neoplasms, the endocrine system, & metabolic diseases.....	06	3801	06/01	311.895	312.380	312.893	313.214	313.737	0.2	0.1	0.2
Pharmaceuticals acting on the central nervous system and the sense organs.....	06	3802	06/01	340.453	339.841	341.640	341.249	342.625	0.5	-0.1	0.4
Pharmaceuticals acting on the cardiovascular system.....	06	3803	06/01	442.113	443.375	444.330	445.058	445.405	0.2	0.2	0.1
Pharmaceuticals acting on the respiratory system.....	06	3804	06/01	228.947	229.398	230.096	230.440	230.876	0.3	0.1	0.2
Pharmaceuticals acting on the digestive or the genito-urinary systems.....			06/01	-	-	-	-	-	-	-	-
Pharmaceuticals acting on the skin.....			06/01	-	-	-	-	-	-	-	-

See footnotes at end of table.

Table 8. Producer price indexes and percentage changes for selected commodity and service groupings and individual items, seasonally adjusted — Continued
 [June 2023, Index base 1982=100, unless otherwise indicated]

Title	Commodity code		Other index base	Seasonally adjusted index ¹					Seasonally adjusted 1-month percent change ¹		
	Group code	Item code		Feb. 2023	Mar. 2023 ^P	Apr. 2023 ^P	May 2023 ^P	June 2023 ^P	Mar. to Apr. ^P	Apr. to May ^P	May to June ^P
Vitamin, nutrient, and hematinic preparations.....			06/01	-	-	-	-	-	-	-	-
Pharmaceuticals affecting parasitic and infective diseases.....	06	3808	06/01	-	-	-	-	-	-	-	-
Fats and oils, inedible.....	06	4		-	-	-	-	-	-	-	-
Fats and oils, inedible.....	06	41		-	-	-	-	-	-	-	-
Fats and oils, inedible.....	06	4101		-	-	-	-	-	-	-	-
Agricultural chemicals and chemical products.....	06	5		335.733	322.118	313.348	305.629	305.833	-2.7	-2.5	0.1
Mixed fertilizers.....	06	51		-	-	-	-	-	-	-	-
Mixed fertilizers.....	06	5105	06/86	-	-	-	-	-	-	-	-
Fertilizer materials.....	06	52		375.663	346.677	334.484	316.382	318.055	-3.5	-5.4	0.5
Nitrogenates.....	06	5201		455.313	410.234	373.317	349.210	359.346	-9.0	-6.5	2.9
Phosphates.....	06	5202		326.013	309.657	315.912	300.969	301.634	2.0	-4.7	0.2
Other agricultural chemicals.....	06	53		-	-	-	-	-	-	-	-
Other agricultural chemicals.....	06	5301		-	-	-	-	-	-	-	-
Plastic resins and materials.....	06	6		284.961	285.565	292.066	289.619	284.441	2.3	-0.8	-1.8
Thermoplastic resins and plastics materials.....	06	62		284.925	285.555	292.771	289.584	284.607	2.5	-1.1	-1.7
Thermoplastic resins and plastics materials.....	06	6212	12/03	197.993	198.431	203.445	201.231	197.772	2.5	-1.1	-1.7
Thermosetting resins and plastics materials.....	06	63		-	-	-	-	-	-	-	-
Thermosetting resins and plastics materials.....			12/98	-	-	-	-	-	-	-	-
Other chemicals and allied products.....	06	7		-	-	-	-	-	-	-	-
Soaps and detergents.....				-	-	-	-	-	-	-	-
Soaps and other detergents.....			06/83	-	-	-	-	-	-	-	-
Polish and other sanitation goods.....			06/83	-	-	-	-	-	-	-	-
Polish and other sanitation goods.....			06/83	-	-	-	-	-	-	-	-
Cosmetics and other toilet preparations.....	06	75		-	-	-	-	-	-	-	-
Shaving preparations.....	06	7502		-	-	-	-	-	-	-	-
Perfumes, toilet waters, and colognes.....	06	7503		-	-	-	-	-	-	-	-
Hair preparations (including shampoos).....	06	7504		-	-	-	-	-	-	-	-
Toothpastes, denture cleaners, and mouthwashes.....				-	-	-	-	-	-	-	-
Creams, lotions, and oils, excluding shaving, hair, and deodorant.....			06/99	-	-	-	-	-	-	-	-
Other cosmetics and toilet preparations.....			06/99	-	-	-	-	-	-	-	-
Misc. chemical prod. and preparations.....	06	79		-	-	-	-	-	-	-	-
Explosives and blasting accessories.....	06	7902		285.250	283.215	281.281	280.631	283.498	-0.7	-0.2	1.0
Industrial gases.....				-	-	-	-	-	-	-	-
Adhesives and sealants.....	06	7904	12/83	-	-	-	-	-	-	-	-
Surface active agents.....			12/83	-	-	-	-	-	-	-	-
Gum and wood chemicals, including wood distillation products.....			06/84	-	-	-	-	-	-	-	-
Other miscellaneous chemical products.....	06	7909		-	-	-	-	-	-	-	-
Rubber and rubber products.....	07	1		-	-	-	-	-	-	-	-
Synthetic rubber, inc. styrene-butadiene rubber (SBR) and ethylene propylene.....	07	11		-	-	-	-	-	-	-	-
Synthetic rubber.....	07	1102		-	-	-	-	-	-	-	-
Tires, tubes, tread, & repair materials.....	07	12		-	-	-	-	-	-	-	-
Tires.....				-	-	-	-	-	-	-	-
Tread rubber, tire sundries, and repair materials.....				-	-	-	-	-	-	-	-
Miscellaneous rubber products.....	07	13		-	-	-	-	-	-	-	-
Rubber and plastics footwear, including athletic footwear.....	07	1301		-	-	-	-	-	-	-	-
Rubber and plastic belts and belting.....	07	1303		352.712	354.069	355.063	353.314	351.574	0.3	-0.5	-0.5
Rubber and plastics hose.....	07	1304		-	-	-	-	-	-	-	-
Miscellaneous rubber products, n.e.c.....	07	1306	06/83	-	-	-	-	-	-	-	-
Plastic products.....	07	2		-	-	-	-	-	-	-	-
Plastic construction products.....	07	21		-	-	-	-	-	-	-	-
Plastics construction products.....	07	2106		-	-	-	-	-	-	-	-
Unsupported plastic film, sheet and other shapes.....	07	22		-	-	-	-	-	-	-	-
Unsupported plastics film, sheet, and other shapes.....	07	2205	12/82	-	-	-	-	-	-	-	-
Laminated plastic sheets, rods, and tubes.....	07	23		-	-	-	-	-	-	-	-
Laminated plastics plates, sheet (except packaging), and shapes.....	07	2304		-	-	-	-	-	-	-	-
Parts for manufacturing from plastics.....				-	-	-	-	-	-	-	-
Parts for transportation equipment.....				-	-	-	-	-	-	-	-
Other parts and components for manufacturing.....				-	-	-	-	-	-	-	-
Foam components for furniture.....	07	2603	12/82	-	-	-	-	-	-	-	-
Other plastic products.....			12/82	-	-	-	-	-	-	-	-
Other plastics products.....			12/82	-	-	-	-	-	-	-	-
Plastic packaging products.....			12/06	-	-	-	-	-	-	-	-
Plastics packaging products.....			12/06	-	-	-	-	-	-	-	-
Consumer, institutional, and commercial products, n.e.c.....			12/06	-	-	-	-	-	-	-	-
All other consumer, institutional, and commercial products.....			12/06	-	-	-	-	-	-	-	-

See footnotes at end of table.

Table 8. Producer price indexes and percentage changes for selected commodity and service groupings and individual items, seasonally adjusted — Continued
 [June 2023, Index base 1982=100, unless otherwise indicated]

Title	Commodity code		Other index base	Seasonally adjusted index ¹					Seasonally adjusted 1-month percent change ¹		
	Group code	Item code		Feb. 2023	Mar. 2023 ^P	Apr. 2023 ^P	May 2023 ^P	June 2023 ^P	Mar. to Apr. ^P	Apr. to May ^P	May to June ^P
Recyclable plastics.....	07	2C	12/11	89.070	87.219	86.514	85.627	—	-0.8	-1.0	—
Recyclable plastics.....	07	2C01	12/11	89.070	87.219	86.514	85.627	—	-0.8	-1.0	—
Lumber.....	08	1		257.007	249.345	257.624	254.129	258.831	3.3	-1.4	1.9
Softwood lumber.....	08	11		260.289	249.503	265.096	257.276	267.243	6.2	-2.9	3.9
Softwood cut stock and dimension.....	08	1105		265.351	262.865	263.760	248.310	253.672	0.3	-5.9	2.2
Softwood lumber, not edge worked.....	08	1106	12/03	132.415	126.717	135.919	132.009	137.342	7.3	-2.9	4.0
Softwood lumber, made from purchased lumber.....	08	1107	12/03	257.270	243.859	245.903	242.965	251.449	0.8	-1.2	3.5
Hardwood lumber.....	08	12		—	—	—	—	—	—	—	—
Hardwood cut stock and dimension.....	08	1203		—	—	—	—	—	—	—	—
Hardwood flooring.....			06/84	—	—	—	—	—	—	—	—
Hardwood lumber, not edge worked.....	08	1205	12/03	—	—	—	—	—	—	—	—
Millwork.....	08	2		363.215	360.171	355.988	353.792	352.684	-1.2	-0.6	-0.3
General millwork.....	08	21		338.129	335.977	333.589	333.095	332.584	-0.7	-0.1	-0.2
General millwork.....	08	2101		338.129	335.977	333.589	333.095	332.584	-0.7	-0.1	-0.2
Prefabricated structural members.....	08	22		—	—	—	—	—	—	—	—
Prefabricated structural members.....	08	2201		—	—	—	—	—	—	—	—
Plywood.....	08	3		—	—	—	—	—	—	—	—
Softwood veneer and plywood.....	08	31		—	—	—	—	—	—	—	—
Softwood veneer and plywood.....				—	—	—	—	—	—	—	—
Hardwood veneer and plywood.....			12/05	—	—	—	—	—	—	—	—
Hardwood veneer and plywood.....			12/05	—	—	—	—	—	—	—	—
Other wood products.....	08	4		220.617	218.868	219.066	218.102	216.279	0.1	-0.4	-0.8
Wood pallets and pallet containers, wood and metal combination.....	08	41		—	—	—	—	—	—	—	—
Wood pallets and pallet containers.....	08	4101		—	—	—	—	—	—	—	—
Wood boxes.....	08	42		—	—	—	—	—	—	—	—
Wood boxes.....	08	4201		—	—	—	—	—	—	—	—
Miscellaneous wood products.....	08	49		145.903	145.030	146.059	146.357	146.423	0.7	0.2	0.0
Wood ties, siding, shingles, and shakes, and contract sawing of logs owned by others.....			12/03	—	—	—	—	—	—	—	—
Sawn wood fence stock, wood lath, and contract resawing and planing.....			12/03	—	—	—	—	—	—	—	—
All other miscellaneous wood products.....	08	4909	06/84	227.507	225.677	227.601	227.891	228.015	0.9	0.1	0.1
Logs, bolts, timber, pulpwood and wood chips.....	08	5		—	—	—	—	—	—	—	—
Logs, bolts, timber, pulpwood and wood chips.....	08	51		—	—	—	—	—	—	—	—
Logs, bolts, timber, pulpwood and wood chips.....	08	5105	12/11	—	—	—	—	—	—	—	—
Prefabricated wood buildings & components.....	08	6	12/84	376.689	374.561	372.954	374.737	375.882	-0.4	0.5	0.3
Prefabricated wood buildings & components.....	08	61	12/84	376.689	374.561	372.954	374.737	375.882	-0.4	0.5	0.3
Prefabricated wood buildings and components.....	08	6101	12/84	376.689	374.561	372.954	374.737	375.882	-0.4	0.5	0.3
Treated wood and contract wood preserving.....	08	7	06/85	—	—	—	—	—	—	—	—
Treated wood and contract wood preserving.....	08	71	06/85	—	—	—	—	—	—	—	—
Treated wood.....	08	7101	06/85	—	—	—	—	—	—	—	—
Contract wood preservation.....	08	7102	06/85	—	—	—	—	—	—	—	—
Pulp, paper, and prod., ex. bldg. paper.....	09	1		—	—	—	—	—	—	—	—
Wood pulp.....	09	11		—	—	—	—	—	—	—	—
Wood pulp.....	09	1105	06/06	—	—	—	—	—	—	—	—
Recyclable paper.....	09	12		—	—	—	—	—	—	—	—
News and other low grade recyclable paper.....	09	1201		—	—	—	—	—	—	—	—
Corrugated recyclable paper.....	09	1203		—	—	—	—	—	—	—	—
High grade recyclable paper (including pulp substitutes and deinking).....	09	1207	12/86	—	—	—	—	—	—	—	—
Paper.....	09	13		—	—	—	—	—	—	—	—
Writing and printing papers.....	09	1301		—	—	—	—	—	—	—	—
Newsprint.....				—	—	—	—	—	—	—	—
Packaging and industrial converting paper.....	09	1303		—	—	—	—	—	—	—	—
All other coated and processed papers.....			12/82	—	—	—	—	—	—	—	—
Paperboard.....	09	14		—	—	—	—	—	—	—	—
Corrugated paperboard in sheets and rolls, lined and unlined.....	09	1405		—	—	—	—	—	—	—	—
Paperboard, excluding corrugated paperboard in sheets and rolls.....	09	1411	12/82	—	—	—	—	—	—	—	—
Converted paper and paperboard products.....	09	15		—	—	—	—	—	—	—	—
Sanitary paper products, including stock.....	09	1501		—	—	—	—	—	—	—	—
Paper, plastic, and foil bags.....	09	1502		—	—	—	—	—	—	—	—
Paper boxes and containers.....	09	1503		—	—	—	—	—	—	—	—
Other corrugated and solid fiber products, including containers, pallets, pads, etc.....	09	1504		—	—	—	—	—	—	—	—
Office supplies and accessories.....	09	1506		—	—	—	—	—	—	—	—
Fiber cans, tubes, and similar fiber products.....	09	1507		—	—	—	—	—	—	—	—
Molded pulp goods, including egg cartons, florists pots, food trays, etc.....			06/85	—	—	—	—	—	—	—	—
Miscellaneous converted paper and paperboard products.....	09	1509	12/84	—	—	—	—	—	—	—	—

See footnotes at end of table.

Table 8. Producer price indexes and percentage changes for selected commodity and service groupings and individual items, seasonally adjusted — Continued
 [June 2023, Index base 1982=100, unless otherwise indicated]

Title	Commodity code		Other index base	Seasonally adjusted index ¹					Seasonally adjusted 1-month percent change ¹		
	Group code	Item code		Feb. 2023	Mar. 2023 ^P	Apr. 2023 ^P	May 2023 ^P	June 2023 ^P	Mar. to Apr. ^P	Apr. to May ^P	May to June ^P
Pressure-sensitive products.....			12/82	-	-	-	-	-	-	-	-
Pressure-sensitive products.....			12/82	-	-	-	-	-	-	-	-
Building paper & building board mill prods.....	09	2		-	-	-	-	-	-	-	-
Hardboard, particleboard & fiberboard prods.....	09	22		-	-	-	-	-	-	-	-
Particleboard and fiberboard.....				-	-	-	-	-	-	-	-
Hardboard products.....			06/84	-	-	-	-	-	-	-	-
Publications, printed matter and printing material.....			06/09	-	-	-	-	-	-	-	-
Books printing.....	09	44	12/83	-	-	-	-	-	-	-	-
Books printing.....	09	4401	12/83	-	-	-	-	-	-	-	-
Manifold business forms printing.....			12/83	-	-	-	-	-	-	-	-
Manifold business forms printing.....			12/83	-	-	-	-	-	-	-	-
Commercial printing.....	09	47	06/82	-	-	-	-	-	-	-	-
Magazine and periodical printing.....	09	4701	06/82	-	-	-	-	-	-	-	-
Label and wrapper printing for packaging.....			06/82	-	-	-	-	-	-	-	-
Catalog and directory printing.....	09	4703	06/82	-	-	-	-	-	-	-	-
Advertising printing.....	09	4705	06/82	-	-	-	-	-	-	-	-
Other general job printing.....	09	4706	06/82	-	-	-	-	-	-	-	-
Other commercial printing, incl. screen, engraving, digital, & general job exc. labels/wrappers.....			12/88	-	-	-	-	-	-	-	-
Blankbooks, binders, and bookbinding work.....	09	48	06/85	-	-	-	-	-	-	-	-
Tradebinding and related work.....	09	4802	12/85	-	-	-	-	-	-	-	-
Services for the printing trade.....	09	49	06/85	-	-	-	-	-	-	-	-
Prepress services, including platemaking.....	09	4905	12/03	-	-	-	-	-	-	-	-
Iron and steel.....	10	1		336.482	335.140	343.951	349.701	341.200	2.6	1.7	-2.4
Iron ores.....	10	11		-	-	-	-	-	-	-	-
Iron ores.....	10	1105	12/97	-	-	-	-	-	-	-	-
Iron and steel scrap.....	10	12		578.906	596.688	630.363	591.979	527.949	5.6	-6.1	-10.8
Carbon steel scrap.....	10	1211	12/86	529.327	553.420	593.573	547.412	488.989	7.3	-7.8	-10.7
Stainless and other alloy steel scrap.....	10	1212	12/86	-	-	-	-	-	-	-	-
Cast iron scrap.....	10	1213	12/86	326.859	325.943	322.335	299.750	274.391	-1.1	-7.0	-8.5
Other ferrous scrap.....	10	1215	06/06	-	-	-	-	-	-	-	-
Foundry and forge shop products.....	10	15		-	-	-	-	-	-	-	-
Pressure and soil pipe & fittings, cast iron.....	10	1502		-	-	-	-	-	-	-	-
Other gray and ductile iron castings.....	10	1504		-	-	-	-	-	-	-	-
Steel investment castings.....	10	1506		-	-	-	-	-	-	-	-
Carbon steel castings, except investment.....	10	1507		-	-	-	-	-	-	-	-
High alloy steel castings, excluding investment.....	10	1508		-	-	-	-	-	-	-	-
Other alloy steel castings, except investment.....	10	1509		-	-	-	-	-	-	-	-
Other forge shop products.....	10	1513	06/82	-	-	-	-	-	-	-	-
Steel mill products.....	10	17		-	-	-	-	-	-	-	-
Semifinished steel mill products.....	10	1702	06/82	439.144	443.051	446.124	440.241	435.925	0.7	-1.3	-1.0
Hot rolled steel bars, plates, and structural shapes.....	10	1704	06/82	298.577	293.484	296.063	299.106	297.622	0.9	1.0	-0.5
Steel wire.....	10	1705	06/82	-	-	-	-	-	-	-	-
Steel pipe and tube.....	10	1706	06/82	-	-	-	-	-	-	-	-
Cold rolled steel sheet and strip.....	10	1707	06/82	-	-	-	-	-	-	-	-
Cold finished steel bars and bar shapes.....	10	1708	06/82	-	-	-	-	-	-	-	-
Electrometallurgical ferroalloy products.....	10	1712	12/17	142.651	139.847	137.104	140.247	139.622	-2.0	2.3	-0.4
Nonferrous metals.....	10	2		335.011	334.237	333.634	333.624	325.725	-0.2	0.0	-2.4
Nonferrous metal ores.....			12/83	-	-	-	-	-	-	-	-
Other metal ores.....			12/03	-	-	-	-	-	-	-	-
Primary nonferrous metals.....	10	22		-	-	-	-	-	-	-	-
Primary nonferrous metals.....				-	-	-	-	-	-	-	-
Nonferrous scrap.....	10	23		465.003	452.975	450.999	459.985	444.305	-0.4	2.0	-3.4
Copper base scrap.....	10	2301		-	-	-	-	-	-	-	-
Aluminum base scrap.....	10	2302		247.793	236.645	233.250	242.498	240.448	-1.4	4.0	-0.8
Other nonferrous scrap (including lead, zinc and precious metals).....	10	2303		-	-	-	-	-	-	-	-
Secondary nonferrous metals.....	10	24		-	-	-	-	-	-	-	-
Secondary aluminum.....	10	2402		-	-	-	-	-	-	-	-
Secondary copper, alloyed and unalloyed.....	10	2403		-	-	-	-	-	-	-	-
Secondary precious metals.....				-	-	-	-	-	-	-	-
All other miscellaneous secondary nonferrous metals, including lead and zinc.....			06/11	-	-	-	-	-	-	-	-
Nonferrous mill shapes.....	10	25		-	-	-	-	-	-	-	-
Aluminum mill shapes.....				-	-	-	-	-	-	-	-
Copper and brass mill shapes.....	10	2502		-	-	-	-	-	-	-	-
Nickel and nickel-base alloy mill shapes.....	10	2504		-	-	-	-	-	-	-	-
Titanium and titanium-base alloy mill shapes.....				-	-	-	-	-	-	-	-

See footnotes at end of table.

Table 8. Producer price indexes and percentage changes for selected commodity and service groupings and individual items, seasonally adjusted — Continued
 [June 2023, Index base 1982=100, unless otherwise indicated]

Title	Commodity code		Other index base	Seasonally adjusted index ¹					Seasonally adjusted 1-month percent change ¹		
	Group code	Item code		Feb. 2023	Mar. 2023 ^P	Apr. 2023 ^P	May 2023 ^P	June 2023 ^P	Mar. to Apr. ^P	Apr. to May ^P	May to June ^P
Other nonferrous mill shapes.....				-	-	-	-	-	-	-	-
Nonferrous wire and cable.....	10	26		-	-	-	-	-	-	-	-
Nonferrous wire and cable.....			12/82	-	-	-	-	-	-	-	-
Nonferrous forge shop products.....	10	27	12/83	210.408	211.035	210.546	211.831	210.920	-0.2	0.6	-0.4
Nonferrous forge shop products.....			12/83	210.408	211.035	210.546	211.831	210.920	-0.2	0.6	-0.4
Nonferrous foundry shop products.....	10	28		275.128	274.266	276.546	276.127	275.362	0.8	-0.2	-0.3
Aluminum castings.....	10	2802		233.355	232.824	231.705	232.126	232.370	-0.5	0.2	0.1
Castings, nonferrous (except aluminum).....			12/11	-	-	-	-	-	-	-	-
Metal containers.....	10	3		-	-	-	-	-	-	-	-
Metal cans and can components.....	10	31		-	-	-	-	-	-	-	-
Steel cans and tinware end products.....	10	3102		-	-	-	-	-	-	-	-
Aluminum cans and can components.....	10	3103		-	-	-	-	-	-	-	-
Barrels, drums, pails and other metal containers.....	10	32		-	-	-	-	-	-	-	-
Barrels, drums, pails and other metal containers.....	10	3201		-	-	-	-	-	-	-	-
Hardware.....	10	4		-	-	-	-	-	-	-	-
Hardware, n.e.c.....	10	41		-	-	-	-	-	-	-	-
Builders' hardware.....	10	4101		-	-	-	-	-	-	-	-
Transportation equipment hardware.....				-	-	-	-	-	-	-	-
Furniture hardware.....				-	-	-	-	-	-	-	-
Other miscellaneous hardware.....			06/85	-	-	-	-	-	-	-	-
Hand and edge tools.....	10	42		-	-	-	-	-	-	-	-
Hand and edge tools.....	10	4201		-	-	-	-	-	-	-	-
Plumbing fixtures and fittings.....	10	5		331.622	332.822	330.664	333.060	334.040	-0.6	0.7	0.3
Plumbing fixture fittings and trim.....	10	54		388.328	389.582	392.393	393.335	394.237	0.7	0.2	0.2
Plumbing fixtures, fittings, and trim.....	10	5402		388.296	389.318	392.155	393.115	394.017	0.7	0.2	0.2
Enameled iron & metal sanitary ware.....	10	56	12/86	-	-	-	-	-	-	-	-
Enameled iron and metal sanitary ware.....	10	5601	12/86	-	-	-	-	-	-	-	-
Heating equipment.....	10	6		-	-	-	-	-	-	-	-
Steam and hot water equipment.....	10	61		-	-	-	-	-	-	-	-
Steam and hot water equipment.....	10	6101		-	-	-	-	-	-	-	-
Furnaces and heaters, including parts.....	10	62		-	-	-	-	-	-	-	-
Furnaces and heaters, including parts.....	10	6201		-	-	-	-	-	-	-	-
Other heating equipment, non-electric, including parts.....	10	63		362.049	363.940	366.204	368.209	369.766	0.6	0.5	0.4
Other heating equipment, non-electric, including parts.....	10	6301		362.049	363.940	366.204	368.209	369.766	0.6	0.5	0.4
Domestic heating stoves.....	10	64		-	-	-	-	-	-	-	-
Domestic heating stoves.....	10	6401		-	-	-	-	-	-	-	-
Domestic water heaters.....	10	66		-	-	-	-	-	-	-	-
Domestic water heaters.....	10	6601		-	-	-	-	-	-	-	-
Fabricated structural metal products.....	10	7		364.743	366.023	366.849	365.023	362.635	0.2	-0.5	-0.7
Metal doors, sash, and trim.....	10	71		-	-	-	-	-	-	-	-
Metal doors and frames (except storm).....	10	7102	06/83	-	-	-	-	-	-	-	-
Metal windows (except storm sash).....			06/83	-	-	-	-	-	-	-	-
Metal molding and trim and store fronts.....			06/83	-	-	-	-	-	-	-	-
Metal combination screen, storm sash, and storm doors.....			06/83	-	-	-	-	-	-	-	-
Metal window and door screens (except combination screens) and metal weather strip.....			05/16	-	-	-	-	-	-	-	-
Metal tanks.....	10	72		-	-	-	-	-	-	-	-
Metal tanks.....	10	7201		-	-	-	-	-	-	-	-
Sheet metal products.....	10	73		-	-	-	-	-	-	-	-
Sheet metal products.....	10	7301		-	-	-	-	-	-	-	-
Structural, architectural, and pre-engineered metal products.....	10	74		364.039	365.841	367.171	364.689	359.415	0.4	-0.7	-1.4
Fabricated structural metal.....	10	7405		368.302	370.587	367.179	366.402	360.770	-0.9	-0.2	-1.5
Custom roll form products.....	10	7407		-	-	-	-	-	-	-	-
Ornamental and architectural metal work.....			12/83	-	-	-	-	-	-	-	-
Fabricated metal pipe, tube, and fittings.....			12/11	-	-	-	-	-	-	-	-
Heat exchangers and steam condensers.....				-	-	-	-	-	-	-	-
Heat exchangers and steam condensers.....	10	7501		-	-	-	-	-	-	-	-
Fabricated steel plate.....	10	76		-	-	-	-	-	-	-	-
Fabricated steel plate.....	10	7601		-	-	-	-	-	-	-	-
Prefabricated metal buildings.....	10	79		-	-	-	-	-	-	-	-
Prefabricated metal building systems (excl. farm service bldgs, residential bldgs, and parts).....	10	7901		-	-	-	-	-	-	-	-
Farm service buildings and other prefabricated and portable buildings, steel and aluminum.....	10	7902		-	-	-	-	-	-	-	-
Panels, parts, and sections for prefabricated buildings, steel and aluminum.....				-	-	-	-	-	-	-	-
Miscellaneous metal products.....	10	8		-	-	-	-	-	-	-	-

See footnotes at end of table.

Table 8. Producer price indexes and percentage changes for selected commodity and service groupings and individual items, seasonally adjusted — Continued
 [June 2023, Index base 1982=100, unless otherwise indicated]

Title	Commodity code		Other index base	Seasonally adjusted index ¹					Seasonally adjusted 1-month percent change ¹		
	Group code	Item code		Feb. 2023	Mar. 2023 ^P	Apr. 2023 ^P	May 2023 ^P	June 2023 ^P	Mar. to Apr. ^P	Apr. to May ^P	May to June ^P
Bolts, nuts, screws, rivets, and washers.....	10	81		-	-	-	-	-	-	-	-
Externally threaded fasteners, except aircraft types.....			06/82	-	-	-	-	-	-	-	-
Internally threaded fasteners, except aircraft types.....			06/82	-	-	-	-	-	-	-	-
Nonthreaded metal fasteners, except aircraft types.....			06/82	-	-	-	-	-	-	-	-
Aircraft fasteners, except plastics (including aerospace).....			06/82	-	-	-	-	-	-	-	-
Formed products, except fasteners, made by cold-, warm-, or hot-heading processes.....			06/82	-	-	-	-	-	-	-	-
Lighting fixtures.....	10	83		-	-	-	-	-	-	-	-
Residential electric lighting fixtures, except portable.....				-	-	-	-	-	-	-	-
Commercial, institutional and industrial electric lighting fixtures.....	10	8303		-	-	-	-	-	-	-	-
Other lighting equipment.....	10	8305		-	-	-	-	-	-	-	-
Ammunition, except for small arms.....			12/85	-	-	-	-	-	-	-	-
Ammunition, except for small arms.....			12/85	-	-	-	-	-	-	-	-
Ordnance and ordnance accessories, n.e.c.....			12/85	-	-	-	-	-	-	-	-
Ordnance and ordnance accessories, n.e.c.....			12/85	-	-	-	-	-	-	-	-
Fabricated ferrous wire products.....	10	88		-	-	-	-	-	-	-	-
Ferrous wire rope, cable, forms and strand.....			06/82	-	-	-	-	-	-	-	-
Ferrous wire cloth, other woven wire products.....	10	8807		-	-	-	-	-	-	-	-
Other fabricated ferrous wire products.....	10	8809		-	-	-	-	-	-	-	-
Steel nails, staples, tacks, spikes and brads.....			06/09	-	-	-	-	-	-	-	-
Other miscellaneous metal products.....	10	89		-	-	-	-	-	-	-	-
Wire springs.....				-	-	-	-	-	-	-	-
Other metal products.....	10	8905		-	-	-	-	-	-	-	-
Metal stampings n.e.c.....			06/84	-	-	-	-	-	-	-	-
Metal foil and leaf.....			12/84	-	-	-	-	-	-	-	-
Heavy gauge springs.....	10	8909		-	-	-	-	-	-	-	-
Agricultural machinery and equipment.....	11	1		313.663	314.565	315.763	316.904	316.822	0.4	0.4	0.0
Agricultural machinery and equipment.....	11	14	12/02	196.335	196.949	197.709	198.391	198.380	0.4	0.3	0.0
Commercial turf and grounds care equipment, including parts and attachments.....	11	1401	12/02	-	-	-	-	-	-	-	-
Farm plows, harrows, rollers, pulverizers, etc., and attachments.....			12/02	-	-	-	-	-	-	-	-
Farm dairy equipment, sprayers and dusters, farm blowers, and attachments.....			12/02	-	-	-	-	-	-	-	-
Planting, seeding, and fertilizing machinery and attachments.....	11	1405	12/02	-	-	-	-	-	-	-	-
Harvesting machinery (except hay and straw) and attachments.....	11	1406	12/82	-	-	-	-	-	-	-	-
Haying machinery and attachments.....	11	1407	12/82	313.342	314.171	316.156	317.347	318.826	0.6	0.4	0.5
All other farm machinery and equipment, excluding parts, including attachments.....			12/02	-	-	-	-	-	-	-	-
Parts for farm machinery, for sale separately.....			12/02	-	-	-	-	-	-	-	-
Construction machinery and equipment.....	11	2		-	-	-	-	-	-	-	-
Tractors and attachments, ex. parts.....			12/99	-	-	-	-	-	-	-	-
Construction machinery for mounting (excluding parts, winches, snow clearing attachments).....			12/99	-	-	-	-	-	-	-	-
Tractor shovel loaders (skid steer, wheel, crawler, and integral design backhoes).....	11	2A04		-	-	-	-	-	-	-	-
Construction wheel and crawler tractors, dozers, self-propelled log skidders, etc.....			12/03	-	-	-	-	-	-	-	-
Power cranes, draglines, & shovels (excavators) (incl. surface mining equipment) (excl. parts).....	11	2B	12/99	-	-	-	-	-	-	-	-
Power cranes, draglines, & shovels (excavators) (incl. surface mining equip.) (excluding parts).....	11	2B05	12/99	-	-	-	-	-	-	-	-
Mixers, pavers, and related equipment (excluding parts).....	11	2C		-	-	-	-	-	-	-	-
Mixers, pavers, and related equipment (excluding parts).....	11	2C01		-	-	-	-	-	-	-	-
Off-highway, equipment, ex. parts.....			12/99	-	-	-	-	-	-	-	-
Off-highway trucks, haulers, truck-type tractor chassis, trailers, etc. (excluding parts).....	11	2D02	12/03	-	-	-	-	-	-	-	-
Graders, rollers & compactors, rough-terrain forklifts, scrapers, trenchers, etc. (excl. parts).....			12/03	-	-	-	-	-	-	-	-
Misc. construction machinery and equipment.....	11	2J	12/05	-	-	-	-	-	-	-	-
Winches, aerial work platforms, and automotive wrecker hoists, including parts and attachments.....			12/05	-	-	-	-	-	-	-	-
Other construction machinery and equipment (excluding parts).....	11	2J03	12/03	-	-	-	-	-	-	-	-
Parts for construction machinery and equipment, sold separately.....			12/99	-	-	-	-	-	-	-	-
Parts for construction machinery and equipment, sold separately.....			12/99	-	-	-	-	-	-	-	-
Metalworking machinery and equipment.....	11	3		235.496	236.062	236.859	237.889	238.711	0.3	0.4	0.3
Power-driven handtools, including parts and attachments.....	11	32		222.058	222.896	222.107	236.576	237.505	-0.4	6.5	0.4
Power-driven handtools, including parts and attachments.....	11	3211	12/04	151.267	151.841	151.341	161.220	161.821	-0.3	6.5	0.4
Welding machines and equipment.....	11	33		390.927	391.202	396.803	395.664	395.475	1.4	-0.3	0.0
Arc welding machines, components, and accessories, excluding electrodes and stud welding equip.....	11	3301		420.419	423.128	430.809	430.675	429.778	1.8	0.0	-0.2
Resistance welders, components, accessories, and electrodes.....				-	-	-	-	-	-	-	-

See footnotes at end of table.

Table 8. Producer price indexes and percentage changes for selected commodity and service groupings and individual items, seasonally adjusted — Continued
 [June 2023, Index base 1982=100, unless otherwise indicated]

Title	Commodity code		Other index base	Seasonally adjusted index ¹					Seasonally adjusted 1-month percent change ¹		
	Group code	Item code		Feb. 2023	Mar. 2023 ^P	Apr. 2023 ^P	May 2023 ^P	June 2023 ^P	Mar. to Apr. ^P	Apr. to May ^P	May to June ^P
Gas welding and cutting equipment, parts, attachments, and accessories. . .	11	3304		-	-	-	-	-	-	-	-
Other welding equipment, components, and accessories (excluding arc, resistance, and gas)			12/00	-	-	-	-	-	-	-	-
Industrial process furnaces and ovens.	11	34		-	-	-	-	-	-	-	-
Industrial process furnaces and ovens, except parts and attachments.	11	3407	12/04	-	-	-	-	-	-	-	-
Parts and attachments for industrial process furnaces and ovens.			06/11	-	-	-	-	-	-	-	-
Cutting tools and accessories.	11	35		-	-	-	-	-	-	-	-
Small cutting tools.	11	3501		-	-	-	-	-	-	-	-
Other machine tool attachments and accessories.	11	3505	06/83	266.361	266.776	266.989	267.726	274.638	0.1	0.3	2.6
Abrasive products.	11	36		-	-	-	-	-	-	-	-
Nonmetallic sized grains, powders, and flour abrasives (incl. graded only)				-	-	-	-	-	-	-	-
Nonmetallic abrasive products (including diamond abrasives)	11	3603		-	-	-	-	-	-	-	-
Nonmetallic coated abrasive products and buffing wheels, polishing wheels, and laps.	11	3605		-	-	-	-	-	-	-	-
Metal cutting machine tools.	11	37		-	-	-	-	-	-	-	-
Other metal-cutting machine tools.			12/09	-	-	-	-	-	-	-	-
Metal machining centers.			12/09	-	-	-	-	-	-	-	-
Rebuilt metal-cutting machine tools and parts for metal-cutting machine tools.			12/02	-	-	-	-	-	-	-	-
Metal forming machine tools.	11	38		268.001	268.350	268.581	273.083	273.583	0.1	1.7	0.2
Metal-forming machine tools (except rebuilt and parts)	11	3826	12/09	134.555	134.760	134.926	136.054	136.306	0.1	0.8	0.2
Rebuilt metal-forming machine tools and parts for metal-forming machine tools.			12/02	-	-	-	-	-	-	-	-
Tools, dies, jigs, fixtures & ind. molds.				-	-	-	-	-	-	-	-
Special tools, dies, jigs, and fixtures.				-	-	-	-	-	-	-	-
Industrial molds and mold boxes.				-	-	-	-	-	-	-	-
Metalworking machinery n. e. c.			06/83	-	-	-	-	-	-	-	-
Other metalworking machinery.	11	3A02	06/83	-	-	-	-	-	-	-	-
General purpose machinery and equipment.	11	4		321.009	323.032	325.853	327.491	327.154	0.9	0.5	-0.1
Pumps, compressors, and equipment.	11	41		344.691	346.167	345.830	349.859	351.170	-0.1	1.2	0.4
Industrial pumps, except hydraulic fluid power pumps.	11	4102		348.173	348.604	347.474	363.987	365.290	-0.3	4.8	0.4
Parts and attachments for air and gas compressors and vacuum pumps.	11	4107	06/84	-	-	-	-	-	-	-	-
Domestic water systems.	11	4113	12/03	-	-	-	-	-	-	-	-
Air and gas compressors and vacuum pumps.	11	4115	06/05	-	-	-	-	-	-	-	-
Other pumps, including parts and attachments.	11	4119	12/83	-	-	-	-	-	-	-	-
Elevators, escalators, and other lifts.	11	42		-	-	-	-	-	-	-	-
Elevators and moving stairways.				-	-	-	-	-	-	-	-
Parts and attachments for elevators and moving stairs (sold separately)	11	4202		-	-	-	-	-	-	-	-
Fluid power equipment.	11	43		334.999	336.208	357.930	357.565	358.886	6.5	-0.1	0.4
Fluid power pumps and parts.	11	4301		288.814	289.161	289.190	288.627	288.566	0.0	-0.2	0.0
Fluid power valves.	11	4302		-	-	-	-	-	-	-	-
Fluid power cylinders, actuators, accumulators, cushions, & parts.	11	4303		-	-	-	-	-	-	-	-
Fluid power hose and tube fittings.				-	-	-	-	-	-	-	-
Parts for fluid power valves.	11	4305	06/91	-	-	-	-	-	-	-	-
Industrial material handling equipment.	11	44		-	-	-	-	-	-	-	-
Conveying equipment, except parts and accessories.	11	4402		-	-	-	-	-	-	-	-
Industrial trucks, trailers, and stackers.	11	4403		-	-	-	-	-	-	-	-
Hoists, overhead cranes, and monorail systems.	11	4404		-	-	-	-	-	-	-	-
Parts and accessories for conveyors and conveying systems.			09/18	-	-	-	-	-	-	-	-
Mechanical power transmission equipment.	11	45		-	-	-	-	-	-	-	-
Speed changers, drives, gears.	11	4501		-	-	-	-	-	-	-	-
Other power transmission equipment.	11	4502	12/84	-	-	-	-	-	-	-	-
Scales and balances.	11	46		-	-	-	-	-	-	-	-
Vehicle and industrial scales.	11	4611	12/91	-	-	-	-	-	-	-	-
Retail, commercial, household, and mailing scales and balances.	11	4612	12/91	-	-	-	-	-	-	-	-
Parts, attachments, and accessories for scales and balances.	11	4613	12/91	-	-	-	-	-	-	-	-
Air purification equipment and industrial and commercial fans and blowers.	11	47		297.839	297.490	297.406	300.425	300.521	0.0	1.0	0.0
Fan, blower, air purification equipment.	11	4701		297.839	297.490	297.406	300.425	300.521	0.0	1.0	0.0
Air conditioning and refrigeration equip.	11	48		284.924	289.725	289.818	291.681	289.342	0.0	0.6	-0.8
Unitary air-conditioners, except air source heat pumps.				-	-	-	-	-	-	-	-
Commercial refrigeration equipment.	11	4803		397.936	406.808	405.658	403.750	401.634	-0.3	-0.5	-0.5
All other miscellaneous refrigeration and air-conditioning equipment.	11	4806		-	-	-	-	-	-	-	-
Heat transfer equipment, including heat pumps.	11	4807	12/11	166.673	168.135	169.145	171.436	169.763	0.6	1.4	-1.0
Parts and accessories for air conditioning and heat transfer equipment.	11	4809	12/89	-	-	-	-	-	-	-	-
Refrigeration condensing units.			01/19	-	-	-	-	-	-	-	-
Miscellaneous general purpose equipment.	11	49		357.716	359.296	360.460	362.280	361.016	0.3	0.5	-0.3
Metal valves, except fluid power.	11	4902	12/82	427.849	428.424	427.938	433.294	433.774	-0.1	1.3	0.1
Metal pipe fittings, flanges, and unions.			12/82	-	-	-	-	-	-	-	-
Ball and roller bearings.	11	4905		-	-	-	-	-	-	-	-

See footnotes at end of table.

Table 8. Producer price indexes and percentage changes for selected commodity and service groupings and individual items, seasonally adjusted — Continued
 [June 2023, Index base 1982=100, unless otherwise indicated]

Title	Commodity code		Other index base	Seasonally adjusted index ¹					Seasonally adjusted 1-month percent change ¹		
	Group code	Item code		Feb. 2023	Mar. 2023 ^P	Apr. 2023 ^P	May 2023 ^P	June 2023 ^P	Mar. to Apr. ^P	Apr. to May ^P	May to June ^P
Industrial patterns.....	11	4907	12/84	-	-	-	-	-	-	-	-
Filters and strainers.....	11	4908	12/84	-	-	-	-	-	-	-	-
Other miscellaneous general purpose equipment.....	11	4911	12/84	252.579	256.154	258.140	258.003	254.278	0.8	-0.1	-1.4
Electronic computers and computer equipment.....			12/98	-	-	-	-	-	-	-	-
Electronic computers.....			12/04	-	-	-	-	-	-	-	-
Electronic computers.....			12/04	-	-	-	-	-	-	-	-
Computer storage devices.....			12/04	-	-	-	-	-	-	-	-
Computer storage devices (except parts, attachments and accessories).....			12/04	-	-	-	-	-	-	-	-
Computer peripheral equipment and parts.....			12/98	-	-	-	-	-	-	-	-
Parts, attachments, and accessories for computer terminals and peripherals.....			12/98	-	-	-	-	-	-	-	-
Computer terminals (including POS and funds-transfer devices) and other computer peripherals.....			06/99	-	-	-	-	-	-	-	-
Special industry machinery and equipment.....	11	6		274.507	276.598	277.364	275.515	275.930	0.3	-0.7	0.2
Food products machinery.....	11	61		363.703	366.335	366.414	366.377	367.348	0.0	0.0	0.3
Dairy and milk products plant machinery and equipment.....				-	-	-	-	-	-	-	-
Commercial food products machinery (except packaging and cooking equipment).....	11	6104		-	-	-	-	-	-	-	-
Industrial food products machinery for processing foods, beverages, & animal & fowl feed.....	11	6105	12/83	375.370	382.494	382.861	381.375	381.624	0.1	-0.4	0.1
Textile machinery and equipment.....	11	62		-	-	-	-	-	-	-	-
Textile machinery (except parts, attachments, and accessories).....	11	6212	06/86	-	-	-	-	-	-	-	-
Textile machinery parts and attachments.....				-	-	-	-	-	-	-	-
Sawmill and woodworking machinery.....	11	63		-	-	-	-	-	-	-	-
Sawmill and woodworking machinery.....			12/04	-	-	-	-	-	-	-	-
Paper industries machinery.....	11	64	06/82	-	-	-	-	-	-	-	-
Paper industries machinery.....	11	6401	06/82	-	-	-	-	-	-	-	-
Printing trades machinery and equipment.....				-	-	-	-	-	-	-	-
Other printing machinery and equipment.....			12/82	-	-	-	-	-	-	-	-
Other special industry machinery.....	11	66		257.367	257.885	258.975	253.691	252.958	0.4	-2.0	-0.3
Plastics and rubber working machinery.....				-	-	-	-	-	-	-	-
Miscellaneous special industry machinery.....	11	6606		251.542	252.130	253.356	247.173	246.347	0.5	-2.4	-0.3
Packing, packaging, and bottling machinery and parts.....	11	67		-	-	-	-	-	-	-	-
Packing, packaging, and bottling machinery and parts.....			06/06	-	-	-	-	-	-	-	-
Service industry machinery and parts.....	11	68	06/82	-	-	-	-	-	-	-	-
Service industry machinery and parts.....	11	6801	06/82	-	-	-	-	-	-	-	-
Electrical machinery and equipment.....	11	7		133.632	133.847	133.962	133.610	134.223	0.1	-0.3	0.5
Wiring devices.....	11	71		-	-	-	-	-	-	-	-
Current-carrying wiring devices.....	11	7101		-	-	-	-	-	-	-	-
Noncurrent-carrying wiring devices.....				-	-	-	-	-	-	-	-
Integrating and measuring instruments.....	11	72		-	-	-	-	-	-	-	-
Test equipment for electrical, radio, & communication circuits & motors.....			12/83	-	-	-	-	-	-	-	-
Motors, generators, motor generator sets.....	11	73		-	-	-	-	-	-	-	-
Fractional horsepower motors and generators.....	11	7303	06/83	214.218	214.003	214.533	215.629	216.758	0.2	0.5	0.5
Integral horsepower motors and generators (excluding land transportation types).....	11	7304	06/83	-	-	-	-	-	-	-	-
Parts and supplies for motors and generators.....			06/83	-	-	-	-	-	-	-	-
Other motors and generators.....	11	7311	06/06	-	-	-	-	-	-	-	-
Transformers and power regulators.....	11	74		-	-	-	-	-	-	-	-
Power and distribution transformers, except parts.....			12/99	-	-	-	-	-	-	-	-
Other transformers and parts for transformers.....			12/99	-	-	-	-	-	-	-	-
Switchgear, switchboard, industrial controls equipment.....	11	75		-	-	-	-	-	-	-	-
Industrial controls and related parts and accessories.....	11	7507		-	-	-	-	-	-	-	-
Switchgear and switchboard apparatus.....			06/05	-	-	-	-	-	-	-	-
Communications and related equipment and miscellaneous electronic systems & equipment.....	11	76	12/85	129.998	130.354	130.834	130.884	131.597	0.4	0.0	0.5
Telephone and wireline data networking equipment.....	11	7601	12/85	-	-	-	-	-	-	-	-
Other communications and related equipment, including broadcast and wireless.....	11	7603	06/13	108.499	108.435	109.457	109.544	109.690	0.9	0.1	0.1
Electronic systems and equipment, n.e.c.....			12/03	-	-	-	-	-	-	-	-
Search, detection, navigation & guidance systems and equipment.....	11	7606	06/04	160.006	161.023	160.754	160.994	162.097	-0.2	0.1	0.7
Electric lamp bulbs, tubes, and components.....	11	77		-	-	-	-	-	-	-	-
Electric lamp bulbs, tubes, and components.....			12/04	-	-	-	-	-	-	-	-
Electronic components and accessories.....	11	78		68.170	68.194	67.917	67.105	67.274	-0.4	-1.2	0.3
Relays for electronic circuitry, industrial control overload, and switchgear type.....	11	7821		-	-	-	-	-	-	-	-
Switches, mechanical, for electronic circuitry.....	11	7822	06/82	-	-	-	-	-	-	-	-
Connectors for electronic circuitry.....	11	7824		245.036	248.834	244.561	243.496	244.548	-1.7	-0.4	0.4
Filters, crystals, and transducers.....			06/82	-	-	-	-	-	-	-	-

See footnotes at end of table.

Table 8. Producer price indexes and percentage changes for selected commodity and service groupings and individual items, seasonally adjusted — Continued
 [June 2023, Index base 1982=100, unless otherwise indicated]

Title	Commodity code		Other index base	Seasonally adjusted index ¹					Seasonally adjusted 1-month percent change ¹		
	Group code	Item code		Feb. 2023	Mar. 2023 ^P	Apr. 2023 ^P	May 2023 ^P	June 2023 ^P	Mar. to Apr. ^P	Apr. to May ^P	May to June ^P
Integrated microcircuits.....			06/05	-	-	-	-	-	-	-	-
Other semiconductor and related devices.....	11	7847	06/05	75.986	75.781	76.046	75.985	75.941	0.3	-0.1	-0.1
Bare printed circuit boards.....			12/00	-	-	-	-	-	-	-	-
Electronic coils, transformers, and other inductors.....	11	7853	06/82	-	-	-	-	-	-	-	-
Capacitors and resistors for electronic circuitry.....			12/22	-	-	-	-	-	-	-	-
Microwave components, electron tubes, and other electronic components, n.e.c.....			06/00	-	-	-	-	-	-	-	-
Printed circuit assemblies, loaded boards, modules and consumer external modems.....	11	7861	06/82	-	-	-	-	-	-	-	-
Miscellaneous electrical machinery and equipment.....				-	-	-	-	-	-	-	-
Storage batteries.....				-	-	-	-	-	-	-	-
Primary batteries.....				-	-	-	-	-	-	-	-
Carbon and graphite products.....	11	7903		-	-	-	-	-	-	-	-
X-ray and electromedical equipment.....	11	7905		-	-	-	-	-	-	-	-
Miscellaneous electrical industrial apparatus.....			12/85	-	-	-	-	-	-	-	-
All other electrical equipment and components, except industrial.....			12/06	-	-	-	-	-	-	-	-
Miscellaneous instruments.....	11	8		243.130	244.242	245.321	246.333	247.293	0.4	0.4	0.4
Automatic environmental controls for monitoring residential, commercial, and appliance use.....	11	81		-	-	-	-	-	-	-	-
Automatic environmental controls for monitoring residential, commercial, and appliance use.....	11	8105	12/03	-	-	-	-	-	-	-	-
Industrial process control instruments.....	11	82	06/83	283.925	284.043	284.427	285.178	287.796	0.1	0.3	0.9
Industrial process control instruments.....	11	8201	06/83	283.925	284.043	284.427	285.178	287.796	0.1	0.3	0.9
Fluid meters and counting devices.....	11	84	12/85	-	-	-	-	-	-	-	-
Fluid meters and counting devices.....	11	8401	12/85	-	-	-	-	-	-	-	-
Engineering and scientific instruments.....	11	85	12/85	276.381	277.257	279.219	279.516	280.360	0.7	0.1	0.3
Aeronautical, nautical, and navigational instruments.....	11	8501	12/85	308.773	310.333	313.358	312.721	314.226	1.0	-0.2	0.5
Hospital beds and specialized hospital furniture.....			12/11	-	-	-	-	-	-	-	-
Measuring instruments and lenses.....	11	86	12/85	168.745	169.319	169.754	171.019	171.378	0.3	0.7	0.2
Sighting, tracking, and fire-control equipment, optical type.....	11	8601	12/85	-	-	-	-	-	-	-	-
All other miscellaneous optical instruments and lenses.....	11	8602	12/85	-	-	-	-	-	-	-	-
Laboratory analytical instruments.....	11	8603	12/85	179.753	180.109	180.389	182.011	182.605	0.2	0.9	0.3
Measuring & controlling devices, n.e.c.....	11	89	06/85	196.722	197.245	197.559	197.725	198.255	0.2	0.1	0.3
Aircraft engine instruments.....			06/85	-	-	-	-	-	-	-	-
Nuclear radiation detection & monitoring instruments.....	11	8904	06/85	244.685	245.793	246.439	248.075	249.953	0.3	0.7	0.8
Physical properties and kinematic testing equipment.....			06/04	-	-	-	-	-	-	-	-
Commercial, geophysical, meteorological, surveying, drafting & general-purpose instruments.....			06/04	-	-	-	-	-	-	-	-
Miscellaneous machinery.....	11	9		-	-	-	-	-	-	-	-
Oil field and gas field machinery.....	11	91		-	-	-	-	-	-	-	-
Oil and gas field drilling, surveying, and cementing machinery (except parts sold separately).....	11	9102		-	-	-	-	-	-	-	-
Oil field and gas field production machinery (except pumps and parts sold separately).....				-	-	-	-	-	-	-	-
Parts and attachments for oil and gas field machinery and equipment.....			12/10	-	-	-	-	-	-	-	-
Mining machinery and equipment.....	11	92		-	-	-	-	-	-	-	-
Mining machinery and equipment (except parts sold separately).....			09/19	-	-	-	-	-	-	-	-
Parts and attachments for mining machinery and equipment (sold separately).....	11	9253		318.879	316.536	323.673	323.803	325.616	2.3	0.0	0.6
Internal combustion engines.....	11	94		-	-	-	-	-	-	-	-
Diesel, semidiesel, and dual-fuel engines (except automotive).....	11	9407	12/82	-	-	-	-	-	-	-	-
Diesel, semidiesel, and dual-fuel engines for automobiles, trucks, and buses.....	11	9408	12/82	-	-	-	-	-	-	-	-
Parts & accessories for internal combustion engines, ex. aircraft & gasoline automotive engines.....	11	9413		244.770	245.633	245.947	245.134	245.620	0.1	-0.3	0.2
Machine shop products.....	11	95		-	-	-	-	-	-	-	-
Machine shop products.....			06/84	-	-	-	-	-	-	-	-
Turbines and turbine generator sets.....			06/87	-	-	-	-	-	-	-	-
Turbines and turbine generator sets (excluding parts).....			06/87	-	-	-	-	-	-	-	-
Parts & accessories for turbines, turbine generators, and turbine generator sets.....			09/15	-	-	-	-	-	-	-	-
Parts & accessories for turbines, turbine generators, and turbine generator sets.....			09/15	-	-	-	-	-	-	-	-
Household furniture.....	12	1		-	-	-	-	-	-	-	-
Metal household furniture.....	12	11		-	-	-	-	-	-	-	-
Metal household furniture.....				-	-	-	-	-	-	-	-
Wood household furniture (nonupholstered).....	12	12		-	-	-	-	-	-	-	-
Wood household furniture (nonupholstered).....			12/22	-	-	-	-	-	-	-	-
Upholstered household furniture.....	12	13		-	-	-	-	-	-	-	-
Upholstered household furniture.....	12	1301		-	-	-	-	-	-	-	-

See footnotes at end of table.

Table 8. Producer price indexes and percentage changes for selected commodity and service groupings and individual items, seasonally adjusted — Continued
 [June 2023, Index base 1982=100, unless otherwise indicated]

Title	Commodity code		Other index base	Seasonally adjusted index ¹					Seasonally adjusted 1-month percent change ¹		
	Group code	Item code		Feb. 2023	Mar. 2023 ^P	Apr. 2023 ^P	May 2023 ^P	June 2023 ^P	Mar. to Apr. ^P	Apr. to May ^P	May to June ^P
Bedding.....	12	14		-	-	-	-	-	-	-	-
Bedding.....				-	-	-	-	-	-	-	-
Metal porch, lawn, outdoor & casual furniture.....	12	15		372.993	372.398	372.019	374.746	369.745	-0.1	0.7	-1.3
Porch and lawn furniture.....	12	1501		372.993	372.398	372.019	374.746	369.745	-0.1	0.7	-1.3
Nonupholstered household furniture, except wood and metal.....			12/85	-	-	-	-	-	-	-	-
Nonupholstered household furniture, except wood and metal.....			12/85	-	-	-	-	-	-	-	-
Commercial furniture.....	12	2		-	-	-	-	-	-	-	-
Wood office furniture and store fixtures.....	12	21		-	-	-	-	-	-	-	-
Wood office furniture and store fixtures.....				-	-	-	-	-	-	-	-
Nonwood furniture and store fixtures.....	12	22		-	-	-	-	-	-	-	-
Nonwood commercial storage units, files, and tables.....				-	-	-	-	-	-	-	-
Nonwood commercial furniture.....				-	-	-	-	-	-	-	-
Nonwood partitions and fixtures.....			12/83	-	-	-	-	-	-	-	-
Public building furniture.....			12/84	-	-	-	-	-	-	-	-
Public building furniture.....			12/84	-	-	-	-	-	-	-	-
Commercial furniture and fixtures, n.e.c.....	12	24	12/85	282.845	282.300	282.936	283.862	283.588	0.2	0.3	-0.1
Commercial furniture and fixtures, n.e.c.....	12	2401	12/85	282.845	282.300	282.936	283.862	283.588	0.2	0.3	-0.1
Floor coverings.....	12	3		-	-	-	-	-	-	-	-
Carpets and rugs.....	12	31		-	-	-	-	-	-	-	-
Carpet and rugs.....				-	-	-	-	-	-	-	-
Resilient floor coverings.....	12	32		-	-	-	-	-	-	-	-
Resilient floor coverings.....	12	3201		-	-	-	-	-	-	-	-
Household appliances.....	12	4		-	-	-	-	-	-	-	-
Major appliances.....	12	41		-	-	-	-	-	-	-	-
Household cooking appliances.....				-	-	-	-	-	-	-	-
Household refrigeration equipment.....				-	-	-	-	-	-	-	-
Other major household appliances including room air-conditioners.....	12	4104		-	-	-	-	-	-	-	-
Household vacuum cleaners, including parts and attachments.....	12	43		-	-	-	-	-	-	-	-
Household vacuum cleaners and other floor care machines (including parts and attachments).....	12	4301		-	-	-	-	-	-	-	-
Electric housewares and fans.....	12	44		-	-	-	-	-	-	-	-
Parts and attachments for small electric household appliances, including fan parts.....			12/82	-	-	-	-	-	-	-	-
Small electric household appliances, including fans.....			05/21	-	-	-	-	-	-	-	-
Portable residential lighting fixtures, including parts and accessories.....	12	45		-	-	-	-	-	-	-	-
Portable residential lighting fixtures, including parts and accessories.....				-	-	-	-	-	-	-	-
Home electronic equipment.....	12	5		-	-	-	-	-	-	-	-
Speakers and commercial sound equipment.....	12	57	12/03	-	-	-	-	-	-	-	-
Speakers and commercial sound equipment.....	12	5707	12/03	-	-	-	-	-	-	-	-
Other home electronic equipment.....			06/04	-	-	-	-	-	-	-	-
Other home electronic equipment, including television receivers and automotive A/V equipment.....			01/17	-	-	-	-	-	-	-	-
Other household durable goods.....	12	6		-	-	-	-	-	-	-	-
Vitreous china, fine earthenware, and other pottery products.....	12	61		-	-	-	-	-	-	-	-
Vitreous china, porcelain, and earthenware table and kitchenware and other pottery products.....	12	6101		-	-	-	-	-	-	-	-
Mirrors (decorated and undecorated).....				-	-	-	-	-	-	-	-
Mirrors (decorated and undecorated), made from purchased glass.....				-	-	-	-	-	-	-	-
Lawn/garden equipment.....	12	66		-	-	-	-	-	-	-	-
Parts and attachments for consumer lawn, garden, and snow equipment....			12/82	-	-	-	-	-	-	-	-
Consumer lawn, garden, and snow equipment.....			05/18	-	-	-	-	-	-	-	-
Cutlery, flatware (except precious), razors and razor blades.....	12	67		-	-	-	-	-	-	-	-
Cutlery, flatware (except precious), razors and razor blades.....	12	6701		-	-	-	-	-	-	-	-
Metal kitchen utensil, pots, and pans.....				-	-	-	-	-	-	-	-
Metal kitchen utensil, pots, and pans.....				-	-	-	-	-	-	-	-
Window shades, blinds, and accessories.....	12	69	06/84	-	-	-	-	-	-	-	-
Window shades, blinds, and accessories.....	12	6901	06/84	-	-	-	-	-	-	-	-
Glass.....				-	-	-	-	-	-	-	-
Flat glass.....	13	11		-	-	-	-	-	-	-	-
Specialty glass.....	13	1107		-	-	-	-	-	-	-	-
Flat glass (float, sheet, and plate process).....			12/22	-	-	-	-	-	-	-	-
Other finished glassware.....	13	13	06/83	-	-	-	-	-	-	-	-
Pressed and blown glassware.....	13	1301	06/83	-	-	-	-	-	-	-	-
Concrete ingredients and related products.....	13	2		399.664	400.259	399.034	400.236	401.369	-0.3	0.3	0.3
Construction sand, gravel, and crushed stone.....	13	21		452.307	451.964	452.215	452.999	454.717	0.1	0.2	0.4
Construction sand, gravel and crushed stone.....	13	2101		452.307	451.964	452.215	452.999	454.717	0.1	0.2	0.4
Cement, hydraulic.....	13	22		329.425	331.848	327.724	329.810	329.915	-1.2	0.6	0.0

See footnotes at end of table.

Table 8. Producer price indexes and percentage changes for selected commodity and service groupings and individual items, seasonally adjusted — Continued
 [June 2023, Index base 1982=100, unless otherwise indicated]

Title	Commodity code		Other index base	Seasonally adjusted index ¹					Seasonally adjusted 1-month percent change ¹		
	Group code	Item code		Feb. 2023	Mar. 2023 ^P	Apr. 2023 ^P	May 2023 ^P	June 2023 ^P	Mar. to Apr. ^P	Apr. to May ^P	May to June ^P
Cement, hydraulic.....	13	2201		329.425	331.848	327.724	329.810	329.915	-1.2	0.6	0.0
Concrete products.....	13	3		357.020	359.534	359.817	363.129	365.197	0.1	0.9	0.6
Concrete block and brick.....	13	31		354.075	354.521	356.460	357.296	358.365	0.5	0.2	0.3
Structural concrete block.....	13	3111		369.484	369.795	372.989	374.073	376.525	0.9	0.3	0.7
Decorative concrete block.....	13	3121		310.522	309.740	312.010	312.658	312.403	0.7	0.2	-0.1
Concrete brick.....				-	-	-	-	-	-	-	-
Concrete pavers.....	13	3141		300.254	299.908	299.455	300.441	300.087	-0.2	0.3	-0.1
Concrete pipe.....				-	-	-	-	-	-	-	-
Concrete pipe.....				-	-	-	-	-	-	-	-
Ready-mix concrete.....	13	33		351.645	354.749	355.183	359.740	361.708	0.1	1.3	0.5
Ready-mix concrete.....	13	3301		351.645	354.749	355.183	359.740	361.708	0.1	1.3	0.5
Precast concrete products.....	13	34		374.146	378.903	377.154	379.057	382.075	-0.5	0.5	0.8
Precast concrete products.....	13	3401		374.146	378.903	377.154	379.057	382.075	-0.5	0.5	0.8
Prestressed concrete products.....				-	-	-	-	-	-	-	-
Prestressed concrete products.....				-	-	-	-	-	-	-	-
Clay construction products ex. refractories.....	13	4		-	-	-	-	-	-	-	-
Brick and structural clay tile.....	13	42	12/84	-	-	-	-	-	-	-	-
Building or common brick.....	13	4201	12/84	-	-	-	-	-	-	-	-
Glazed brick and other brick (paving, floor, and sewer).....	13	4202	12/84	-	-	-	-	-	-	-	-
Clay floor and wall tile, glazed and unglazed.....	13	44		-	-	-	-	-	-	-	-
Clay floor and wall tile, glazed and unglazed (including quarry tile and ceramic mosaic tile).....				-	-	-	-	-	-	-	-
Structural clay products, n.e.c.....	13	45		-	-	-	-	-	-	-	-
Structural clay products, n.e.c.....	13	4501		-	-	-	-	-	-	-	-
Refractories.....	13	5		-	-	-	-	-	-	-	-
Clay refractories.....	13	52		-	-	-	-	-	-	-	-
Clay refractories.....	13	5201		-	-	-	-	-	-	-	-
Nonclay refractories.....	13	53		-	-	-	-	-	-	-	-
Nonclay refractories (excluding dead-burned magnesia).....	13	5301		-	-	-	-	-	-	-	-
Asphalt felts and coatings.....	13	6		-	-	-	-	-	-	-	-
Prepared asphalt and tar roofing and siding products.....	13	61		-	-	-	-	-	-	-	-
Prepared asphalt and tar roofing and siding products.....	13	6101		-	-	-	-	-	-	-	-
Roofing asphalts, pitches, coatings, and cement.....	13	62		-	-	-	-	-	-	-	-
Roofing asphalts, pitches, coatings, and cement.....	13	6201		-	-	-	-	-	-	-	-
Gypsum products.....	13	7		467.659	469.796	464.499	457.998	454.802	-1.1	-1.4	-0.7
Gypsum products.....	13	71		467.659	469.796	464.499	457.998	454.802	-1.1	-1.4	-0.7
Gypsum products.....	13	7101		467.659	469.796	464.499	457.998	454.802	-1.1	-1.4	-0.7
Glass containers.....	13	8		276.525	276.662	277.404	280.864	282.034	0.3	1.2	0.4
Glass containers.....	13	81		276.525	276.662	277.404	280.864	282.034	0.3	1.2	0.4
Glass containers (including value of packaging).....	13	8101		276.525	276.662	277.404	280.864	282.034	0.3	1.2	0.4
Other nonmetallic minerals.....	13	9		317.446	320.158	319.044	317.886	316.722	-0.3	-0.4	-0.4
Insulation materials.....	13	92		-	-	-	-	-	-	-	-
Mineral wool for thermal and acoustical envelope insulation.....	13	9201		-	-	-	-	-	-	-	-
Mineral wool for industrial, equipment, and appliance insulation.....				-	-	-	-	-	-	-	-
Paving mixtures and blocks.....	13	94		399.496	404.240	400.264	392.594	388.446	-1.0	-1.9	-1.1
Paving mixtures and blocks.....	13	9401		399.496	404.240	400.264	392.594	388.446	-1.0	-1.9	-1.1
Cut stone and stone products.....			12/84	-	-	-	-	-	-	-	-
Cut stone and stone products.....			12/84	-	-	-	-	-	-	-	-
Gaskets, packing, and sealing devices.....	13	98	12/85	-	-	-	-	-	-	-	-
Gaskets and gasketing material.....	13	9801	12/85	-	-	-	-	-	-	-	-
Packing and sealing.....	13	9802	12/85	-	-	-	-	-	-	-	-
Nonmetallic minerals and products, n.e.c.....	13	99	06/82	-	-	-	-	-	-	-	-
Clay and stone mining and quarrying.....	13	9902	06/84	-	-	-	-	-	-	-	-
All other nonmetallic mineral products.....	13	9903	12/85	236.507	235.501	235.853	235.597	236.101	0.1	-0.1	0.2
Motor vehicles and equipment.....	14	1		168.706	169.190	169.037	169.150	169.034	-0.1	0.1	-0.1
Motor vehicles.....	14	11		170.983	171.590	170.884	170.986	170.751	-0.4	0.1	-0.1
Passenger cars and chassis.....	14	1101		143.121	142.550	141.414	141.025	140.022	-0.8	-0.3	-0.7
Motorcycles, including three-wheel motorbikes, motorscooters, mopeds, and parts.....	14	1104		-	-	-	-	-	-	-	-
Trucks, truck tractors, & bus chassis 14,000 lb or less, incl. minivans & suvs.....	14	1105		198.465	199.496	198.710	198.966	198.812	-0.4	0.1	-0.1
Trucks, over 14,000 lbs GVW.....	14	1106		-	-	-	-	-	-	-	-
Motor vehicles parts.....	14	12		-	-	-	-	-	-	-	-
Motor vehicles parts.....			12/03	-	-	-	-	-	-	-	-
Truck and bus bodies.....	14	13	12/82	-	-	-	-	-	-	-	-
Truck and bus bodies sold separately.....	14	1301	12/82	-	-	-	-	-	-	-	-

See footnotes at end of table.

Table 8. Producer price indexes and percentage changes for selected commodity and service groupings and individual items, seasonally adjusted — Continued
 [June 2023, Index base 1982=100, unless otherwise indicated]

Title	Commodity code		Other index base	Seasonally adjusted index ¹					Seasonally adjusted 1-month percent change ¹		
	Group code	Item code		Feb. 2023	Mar. 2023 ^P	Apr. 2023 ^P	May 2023 ^P	June 2023 ^P	Mar. to Apr. ^P	Apr. to May ^P	May to June ^P
Complete vehicles on purchased chassis.....			12/82	-	-	-	-	-	-	-	-
Truck trailers.....	14	14		-	-	-	-	-	-	-	-
Truck trailers.....	14	1406	12/86	-	-	-	-	-	-	-	-
Motor homes, built on purchased chassis.....	14	15	06/84	-	-	-	-	-	-	-	-
Motor homes, built on purchased chassis.....	14	1501	06/84	-	-	-	-	-	-	-	-
Travel trailers and campers.....	14	16	06/84	-	-	-	-	-	-	-	-
Travel trailers.....	14	1601	06/84	-	-	-	-	-	-	-	-
Camping trailers, campers, pick-up covers, and parts.....	14	1602	06/84	-	-	-	-	-	-	-	-
Aircraft and aircraft equipment.....	14	2		302.516	304.217	305.373	306.507	307.111	0.4	0.4	0.2
Aircraft.....	14	21		335.940	337.826	339.568	341.325	342.392	0.5	0.5	0.3
Civilian aircraft.....	14	2102	12/85	324.488	327.047	329.345	331.728	333.176	0.7	0.7	0.4
Military aircraft.....			06/13	-	-	-	-	-	-	-	-
Aircraft engine and engine parts.....	14	23	12/85	249.668	249.803	250.510	250.883	250.796	0.3	0.1	0.0
Aircraft engine and engine parts.....	14	2301	12/85	249.668	249.803	250.510	250.883	250.796	0.3	0.1	0.0
Other aircraft parts and equipment.....	14	25	06/85	205.851	207.975	208.022	208.209	208.260	0.0	0.1	0.0
Other aircraft parts and equipment.....	14	2501	06/85	205.851	207.975	208.022	208.209	208.260	0.0	0.1	0.0
Ships and boats.....	14	3		301.696	303.160	303.875	305.390	305.832	0.2	0.5	0.1
Ships.....	14	31	12/85	-	-	-	-	-	-	-	-
Military self-propelled ships, new construction.....			06/96	-	-	-	-	-	-	-	-
Nonmilitary self-propelled ships, new construction.....			06/96	-	-	-	-	-	-	-	-
Boats.....	14	32		348.705	349.900	350.418	352.321	352.480	0.1	0.5	0.0
Outboard motorboats, including commercial and military (except sailboats and lifeboats).....	14	3201		399.040	400.470	401.663	403.769	403.483	0.3	0.5	-0.1
Inboard motorboats, including commercial and military (except sailboats and lifeboats).....	14	3202		354.226	355.885	355.797	356.350	359.128	0.0	0.2	0.8
Inboard-outdrive boats, including commercial and military (except sailboats and lifeboats).....	14	3203		-	-	-	-	-	-	-	-
All other boats (excluding military and commercial).....				-	-	-	-	-	-	-	-
Railroad equipment.....	14	4		-	-	-	-	-	-	-	-
Railroad cars and locomotives.....			05/22	-	-	-	-	-	-	-	-
Railroad cars and locomotives.....			05/22	-	-	-	-	-	-	-	-
Railway maintenance of way equipment and parts.....			05/22	-	-	-	-	-	-	-	-
Railway maintenance of way equipment and parts.....				-	-	-	-	-	-	-	-
Transportation equipment, n.e.c.....			06/85	-	-	-	-	-	-	-	-
Transportation equipment, n.e.c.....			06/85	-	-	-	-	-	-	-	-
Other transportation equipment, incl. golf carts, vehicle trailers, and all-terrain vehicles.....			06/85	-	-	-	-	-	-	-	-
Toys, sporting goods, small arms, etc.....	15	1		208.512	208.352	208.049	208.372	207.516	-0.1	0.2	-0.4
Toys, games, and children's vehicles.....	15	11		-	-	-	-	-	-	-	-
Toys, games, and children's vehicles.....	15	1101		-	-	-	-	-	-	-	-
Sporting and athletic goods.....	15	12		-	-	-	-	-	-	-	-
Sporting and athletic goods.....	15	1201		-	-	-	-	-	-	-	-
Small arms and ammunition.....	15	13		313.399	313.781	313.607	313.222	313.196	-0.1	-0.1	0.0
Small arms.....	15	1301		-	-	-	-	-	-	-	-
Small arms ammunition.....	15	1302		420.797	422.212	419.405	419.596	419.016	-0.7	0.0	-0.1
Tobacco products, incl. stemmed & redried.....	15	2		-	-	-	-	-	-	-	-
Cigarettes, excluding electronic.....	15	21		-	-	-	-	-	-	-	-
Cigarettes, excluding electronic.....	15	2101		-	-	-	-	-	-	-	-
Stemmed and redried tobacco.....	15	24	06/84	-	-	-	-	-	-	-	-
Stemmed and redried tobacco.....	15		06/84	-	-	-	-	-	-	-	-
Other tobacco products.....	15	25	12/05	-	-	-	-	-	-	-	-
Other tobacco products.....	15	2501	12/05	-	-	-	-	-	-	-	-
Notions.....	15	3		-	-	-	-	-	-	-	-
Fasteners, zippers, buttons, needles, pins, and buckles.....	15	32		-	-	-	-	-	-	-	-
Fasteners, zippers, buttons, needles, pins, and buckles.....				-	-	-	-	-	-	-	-
Photographic equipment and supplies.....	15	4		-	-	-	-	-	-	-	-
Photographic supplies.....	15	42		-	-	-	-	-	-	-	-
Photographic supplies.....			12/83	-	-	-	-	-	-	-	-
Mobile homes.....	15	5		-	-	-	-	-	-	-	-
Manufactured homes (mobile homes), all sizes (incl. multisection).....	15	53		-	-	-	-	-	-	-	-
Manufactured mobile homes and nonresidential mobile buildings.....	15	5303	12/86	-	-	-	-	-	-	-	-
Medical, surgical & personal aid devices.....	15	6		198.129	198.799	198.489	199.294	200.825	-0.2	0.4	0.8
Surgical and medical instruments.....	15	62	06/82	150.064	150.459	150.256	151.041	151.344	-0.1	0.5	0.2
Surgical and medical instruments.....	15	6201	06/82	150.064	150.459	150.256	151.041	151.344	-0.1	0.5	0.2
Medical and surgical appliances and supplies.....	15	63	06/83	-	-	-	-	-	-	-	-
Medical and surgical appliances and supplies.....	15	6301	06/83	-	-	-	-	-	-	-	-

See footnotes at end of table.

Table 8. Producer price indexes and percentage changes for selected commodity and service groupings and individual items, seasonally adjusted — Continued
 [June 2023, Index base 1982=100, unless otherwise indicated]

Title	Commodity code		Other index base	Seasonally adjusted index ¹					Seasonally adjusted 1-month percent change ¹		
	Group code	Item code		Feb. 2023	Mar. 2023 ^P	Apr. 2023 ^P	May 2023 ^P	June 2023 ^P	Mar. to Apr. ^P	Apr. to May ^P	May to June ^P
Ophthalmic goods.....	15	64	12/83	-	-	-	-	-	-	-	-
Ophthalmic goods.....	15	6401	12/83	-	-	-	-	-	-	-	-
Dental equipment and supplies.....	15	65	06/85	-	-	-	-	-	-	-	-
Dental equipment and supplies.....	15	6501	06/85	-	-	-	-	-	-	-	-
Other industrial safety equipment.....	15	7	-	-	-	-	-	-	-	-	-
Personal safety equipment and clothing.....	15	71	-	-	-	-	-	-	-	-	-
Personal safety equipment and clothing.....			06/04	-	-	-	-	-	-	-	-
Other miscellaneous products.....	15	9	-	-	-	-	-	-	-	-	-
Burial caskets.....	15	91	519.192	519.764	544.114	545.421	547.745	4.7	0.2	0.4	
Burial caskets.....	15	9101	519.192	519.764	544.114	545.421	547.745	4.7	0.2	0.4	
Musical instruments.....	15	93	-	-	-	-	-	-	-	-	-
Musical instruments.....	15	9301	-	-	-	-	-	-	-	-	-
Jewelry and jewelry products.....			-	-	-	-	-	-	-	-	-
Jewelry (gold and platinum) and silverware.....			-	-	-	-	-	-	-	-	-
Costume jewelry and novelties.....			-	-	-	-	-	-	-	-	-
All other jewelry and personal goods (excluding costume).....			06/07	-	-	-	-	-	-	-	-
Jewelers' material and lapidary work.....			12/08	-	-	-	-	-	-	-	-
Pens, pencils, and marking devices.....	15	95	222.457	226.360	226.093	226.190	226.160	-0.1	0.0	0.0	
Pens, markers, mechanical pencils, and associated parts.....	15	9502	-	-	-	-	-	-	-	-	-
Lead pencils, art goods, office supplies and small office equipment, excluding paper.....	15	9503	213.101	214.203	214.045	214.664	214.088	-0.1	0.3	-0.3	
Marking devices.....			12/85	-	-	-	-	-	-	-	-
Brooms and brushes.....	15	97	-	-	-	-	-	-	-	-	-
Brooms, brushes and mops.....	15	9705	12/85	-	-	-	-	-	-	-	-
Miscellaneous products, n.e.c.....	15	9A	12/85	-	-	-	-	-	-	-	-
Candles.....			12/85	-	-	-	-	-	-	-	-
Signs and advertising displays.....			12/85	-	-	-	-	-	-	-	-
All other miscellaneous fabricated products and recyclable materials.....			12/85	-	-	-	-	-	-	-	-
Reproduction of audio and video media and software.....			12/03	-	-	-	-	-	-	-	-
Reproduction of audio and video media and software.....			12/03	-	-	-	-	-	-	-	-
Services²											
Transportation of freight and mail.....	30	1	06/09	167.471	165.628	162.896	162.458	160.456	-1.6	-0.3	-1.2
Rail transportation of freight and mail.....	30	11	12/08	-	-	-	-	-	-	-	-
Rail transportation of freight and mail.....	30	1101	12/08	-	-	-	-	-	-	-	-
Truck transportation of freight.....	30	12	06/09	-	-	-	-	-	-	-	-
Local motor carrying.....	30	1201	06/09	-	-	-	-	-	-	-	-
Long-distance motor carrying.....	30	1202	06/09	-	-	-	-	-	-	-	-
Water transportation of freight.....			06/09	-	-	-	-	-	-	-	-
Deep sea water transportation of freight.....			12/08	-	-	-	-	-	-	-	-
Coastal and intercoastal water transportation of freight.....			12/08	-	-	-	-	-	-	-	-
Great Lakes-St Lawrence Seaway water transportation of freight.....	30	1303	12/08	-	-	-	-	-	-	-	-
Inland waterways transportation of freight.....			12/08	-	-	-	-	-	-	-	-
Air transportation of freight.....			12/08	-	-	-	-	-	-	-	-
Air transportation of freight.....			12/08	-	-	-	-	-	-	-	-
Courier, messenger, and U.S. postal services.....	30	16	06/09	182.729	181.951	182.062	182.246	182.179	0.1	0.1	0.0
U.S. Postal Service.....	30	1601	06/89	-	-	-	-	-	-	-	-
Courier and messenger services, except air.....	30	1602	04/09	201.350	201.016	201.279	202.677	202.971	0.1	0.7	0.1
Air mail and package delivery services, excluding by USPS.....	30	1603	04/09	237.642	234.241	234.303	232.521	231.594	0.0	-0.8	-0.4
Pipeline transportation.....			05/22	-	-	-	-	-	-	-	-
Pipeline transportation of petroleum products.....	30	1701	12/08	184.272	185.005	181.989	181.763	182.439	-1.6	-0.1	0.4
Pipeline transportation of natural gas.....			05/22	-	-	-	-	-	-	-	-
Transportation of passengers (partial).....	30	2	06/09	147.169	149.116	144.592	143.421	144.953	-3.0	-0.8	1.1
Rail transportation of passengers.....	30	21	12/08	133.497	133.644	133.507	133.585	133.331	-0.1	0.1	-0.2
Rail transportation of passengers.....	30	2101	12/08	133.497	133.644	133.507	133.585	133.331	-0.1	0.1	-0.2
Airline passenger services.....	30	22	12/08	135.752	137.566	133.349	132.256	133.687	-3.1	-0.8	1.1
Airline passenger services.....	30	2201	12/08	135.752	137.566	133.349	132.256	133.687	-3.1	-0.8	1.1
Services related to water transportation.....	31	1	06/09	138.193	136.702	136.588	138.501	138.107	-0.1	1.4	-0.3
Towing, tugging, docking, and related services.....	31	11	03/09	-	-	-	-	-	-	-	-
Towing, tugging, docking, and related services.....	31	1101	03/09	-	-	-	-	-	-	-	-
Operation of port waterfront terminals.....			12/08	-	-	-	-	-	-	-	-
Operation of port waterfront terminals.....			12/08	-	-	-	-	-	-	-	-
Marine cargo handling.....	31	13	12/08	127.511	127.711	127.884	128.103	128.272	0.1	0.2	0.1
Marine cargo handling.....	31	1301	12/08	127.511	127.711	127.884	128.103	128.272	0.1	0.2	0.1
Services related to air transportation.....	31	2	04/09	135.784	135.990	136.523	136.627	134.976	0.4	0.1	-1.2
Other airport operations, excluding aircraft maintenance and repair.....	31	21	04/09	135.784	135.990	136.523	136.627	134.976	0.4	0.1	-1.2
Other airport operations, excluding aircraft maintenance and repair.....	31	2101	04/09	135.784	135.990	136.523	136.627	134.976	0.4	0.1	-1.2

See footnotes at end of table.

Table 8. Producer price indexes and percentage changes for selected commodity and service groupings and individual items, seasonally adjusted — Continued
 [June 2023, Index base 1982=100, unless otherwise indicated]

Title	Commodity code		Other index base	Seasonally adjusted index ¹					Seasonally adjusted 1-month percent change ¹		
	Group code	Item code		Feb. 2023	Mar. 2023 ^P	Apr. 2023 ^P	May 2023 ^P	June 2023 ^P	Mar. to Apr. ^P	Apr. to May ^P	May to June ^P
Other services related to transportation activities (partial).....			06/09	-	-	-	-	-	-	-	-
Arrangement of freight and cargo.....			12/08	-	-	-	-	-	-	-	-
Arrangement of freight and cargo.....			12/08	-	-	-	-	-	-	-	-
Freight forwarding.....			12/08	-	-	-	-	-	-	-	-
Freight forwarding.....			12/08	-	-	-	-	-	-	-	-
Warehousing, storage, and related services.....			12/08	-	-	-	-	-	-	-	-
Warehousing, storage, and related services.....			12/08	-	-	-	-	-	-	-	-
Warehousing, storage, and related services.....			12/08	-	-	-	-	-	-	-	-
Book, periodical, and newspaper publishing sales and subscriptions.....	33	1	06/09	149.391	149.172	149.961	150.388	150.536	0.5	0.3	0.1
Sales of books.....	33	11		466.562	467.670	472.911	474.203	476.620	1.1	0.3	0.5
Sales of textbooks.....	33	1101		-	-	-	-	-	-	-	-
Sales of technical, scientific, and professional books.....	33	1102		767.096	759.003	769.481	774.743	775.145	1.4	0.7	0.1
Sales of religious books.....				-	-	-	-	-	-	-	-
Sales of general adult and juvenile books.....				-	-	-	-	-	-	-	-
Sales of general reference books.....				-	-	-	-	-	-	-	-
Sales and subscriptions of periodicals and newspapers.....	33	12	06/09	148.444	147.732	147.750	148.185	147.793	0.0	0.3	-0.3
Sales and subscriptions of periodicals.....			06/07	-	-	-	-	-	-	-	-
Newspaper subscription and single copy sales.....	33	1202		593.243	587.632	587.753	590.713	588.046	0.0	0.5	-0.5
Greeting card publishing sales.....			12/85	-	-	-	-	-	-	-	-
Greeting card publishing sales.....			12/85	-	-	-	-	-	-	-	-
Greeting card publishing sales.....			12/85	-	-	-	-	-	-	-	-
Calendars, yearbooks, and other miscellaneous publishing sales.....			12/89	-	-	-	-	-	-	-	-
Calendars, yearbooks, and other miscellaneous publishing sales.....			12/89	-	-	-	-	-	-	-	-
Calendars, yearbooks, and other miscellaneous publishing sales.....			12/89	-	-	-	-	-	-	-	-
Directory, mailing list, and related compilations publishing sales.....			12/22	-	-	-	-	-	-	-	-
Directory, mailing list, and related compilations publishing sales.....			12/22	-	-	-	-	-	-	-	-
Directory, mailing list, and related compilations publishing sales.....			12/22	-	-	-	-	-	-	-	-
System software publishing.....			05/22	-	-	-	-	-	-	-	-
System software publishing.....			05/22	-	-	-	-	-	-	-	-
System software publishing.....			05/22	-	-	-	-	-	-	-	-
Application software publishing.....			06/09	-	-	-	-	-	-	-	-
Application software publishing.....			06/09	-	-	-	-	-	-	-	-
Desktop and portable device application software publishing.....			12/08	-	-	-	-	-	-	-	-
Application software publishing, cross-industry, vertical market, utilities, and other.....			12/08	-	-	-	-	-	-	-	-
Application software publishing, game software.....	34	2104	12/13	-	-	-	-	-	-	-	-
Affiliate agreements, programming sales, and retransmission fees for cable and broadcast tv.....	35	1	06/09	157.603	157.968	158.414	159.347	159.403	0.3	0.6	0.0
Affiliate agreements, programming sales, and retransmission fees for cable and broadcast tv.....	35	11	06/09	157.603	157.968	158.414	159.347	159.403	0.3	0.6	0.0
Affiliate agreements, programming sales, and retransmission fees for cable and broadcast tv.....	35	1101	12/08	160.473	160.795	161.276	162.277	162.389	0.3	0.6	0.1
Affiliate agreements, programming sales, and retransmission fees for radio.....			06/09	-	-	-	-	-	-	-	-
Affiliate agreements, programming sales, and retransmission fees for radio.....			06/09	-	-	-	-	-	-	-	-
Affiliate agreements, programming sales, and network compensation for radio.....			12/08	-	-	-	-	-	-	-	-
Advertising space sales in periodicals, newspapers, directories, and mailing lists.....	36	1	06/09	-	-	-	-	-	-	-	-
Advertising space sales in periodicals and newspapers.....	36	11	06/09	-	-	-	-	-	-	-	-
Advertising space sales in periodicals.....	36	1101		-	-	-	-	-	-	-	-
Advertising space sales in newspapers.....	36	1102		-	-	-	-	-	-	-	-
Advertising space sales in directories and mailing lists.....	36	12	12/08	-	-	-	-	-	-	-	-
Print advertising space sales in directories and mailing lists.....	36	1201	12/08	-	-	-	-	-	-	-	-
Television advertising time sales.....	36	2	06/09	88.400	85.878	88.285	87.217	86.434	2.8	-1.2	-0.9
Television advertising time sales.....	36	21	06/09	88.400	85.878	88.285	87.217	86.434	2.8	-1.2	-0.9
Broadcast and network television advertising time sales.....	36	2101	12/08	81.935	80.316	80.616	76.621	78.370	0.4	-5.0	2.3
Cable network advertising time sales.....	36	2102	12/08	-	-	-	-	-	-	-	-
Local cable system advertising time sales.....			12/08	-	-	-	-	-	-	-	-
Radio advertising time sales.....	36	3	03/09	98.952	96.128	95.003	100.790	97.985	-1.2	6.1	-2.8
Radio advertising time sales.....	36	31	03/09	98.952	96.128	95.003	100.790	97.985	-1.2	6.1	-2.8
Radio advertising time sales.....	36	3101	03/09	98.952	96.128	95.003	100.790	97.985	-1.2	6.1	-2.8
Internet advertising sales.....			12/22	-	-	-	-	-	-	-	-
Internet advertising sales.....			12/22	-	-	-	-	-	-	-	-
Internet advertising sales.....			12/22	-	-	-	-	-	-	-	-
Wired telephone services.....	37	1	06/09	-	-	-	-	-	-	-	-

See footnotes at end of table.

Table 8. Producer price indexes and percentage changes for selected commodity and service groupings and individual items, seasonally adjusted — Continued
 [June 2023, Index base 1982=100, unless otherwise indicated]

Title	Commodity code		Other index base	Seasonally adjusted index ¹					Seasonally adjusted 1-month percent change ¹		
	Group code	Item code		Feb. 2023	Mar. 2023 ^P	Apr. 2023 ^P	May 2023 ^P	June 2023 ^P	Mar. to Apr. ^P	Apr. to May ^P	May to June ^P
Residential wired telephone services.....	37	11	06/09	-	-	-	-	-	-	-	-
Local residential wired telephone service.....	37	1101	12/08	-	-	-	-	-	-	-	-
Long distance residential wired telephone service.....	37	1102	03/09	-	-	-	-	-	-	-	-
All-distance residential wired telephone service.....	37	1103	12/11	-	-	-	-	-	-	-	-
Business wired telephone services.....			06/09	-	-	-	-	-	-	-	-
Local business wired telephone service.....			12/08	-	-	-	-	-	-	-	-
Long distance business wired telephone and other toll service.....	37	1202	04/09	100.576	99.025	100.634	99.298	97.780	1.6	-1.3	-1.5
Private line wired telephone service.....	37	1204	12/11	-	-	-	-	-	-	-	-
All-distance business wired telephone service (partial).....			05/22	-	-	-	-	-	-	-	-
Other telephone services.....			12/08	-	-	-	-	-	-	-	-
Other wired telephone services.....			12/08	-	-	-	-	-	-	-	-
Wireless telecommunication services.....	37	2	06/09	66.074	66.123	66.219	66.054	66.159	0.1	-0.2	0.2
Cellular phone and other wireless telecommunication services.....	37	21	03/09	64.564	64.590	64.651	64.547	64.663	0.1	-0.2	0.2
Cellular phone and other wireless telecommunication services.....	37	2101	03/09	64.564	64.590	64.651	64.547	64.663	0.1	-0.2	0.2
Cable and satellite subscriber services.....	37	3	12/08	161.461	163.856	164.995	165.388	168.426	0.7	0.2	1.8
Cable and satellite subscriber services.....	37	31	12/08	161.461	163.856	164.995	165.388	168.426	0.7	0.2	1.8
Cable and satellite subscriber services.....	37	3101	12/08	161.461	163.856	164.995	165.388	168.426	0.7	0.2	1.8
Internet access services.....			03/09	-	-	-	-	-	-	-	-
Internet access services.....			03/09	-	-	-	-	-	-	-	-
Residential Internet access services.....			12/11	-	-	-	-	-	-	-	-
Business Internet access services.....	37	4103	12/11	-	-	-	-	-	-	-	-
Bundled wired telecommunications access services.....			12/11	-	-	-	-	-	-	-	-
Bundled wired telecommunications access services.....			12/11	-	-	-	-	-	-	-	-
Bundled wired telecommunications access services.....			12/11	-	-	-	-	-	-	-	-
Data processing and related services.....			06/09	-	-	-	-	-	-	-	-
Data processing and related services.....			06/09	-	-	-	-	-	-	-	-
Hosting, ASP and other IT infrastructure provisioning services.....			12/08	-	-	-	-	-	-	-	-
Business process management services (partial).....			12/08	-	-	-	-	-	-	-	-
Data management, information transformation and other services.....			12/08	-	-	-	-	-	-	-	-
Loan services (partial).....	39	1	06/09	208.294	197.116	202.692	206.912	202.345	2.8	2.1	-2.2
Business loans (partial).....	39	11	04/09	410.003	386.147	396.418	409.773	400.320	2.7	3.4	-2.3
Business loans (partial).....	39	1101	04/09	410.003	386.147	396.418	409.773	400.320	2.7	3.4	-2.3
Consumer loans (partial).....	39	12	06/09	124.623	118.765	122.341	121.840	118.510	3.0	-0.4	-2.7
Residential real estate loans (partial).....			04/09	-	-	-	-	-	-	-	-
Vehicle loans (partial).....	39	1202	04/09	61.343	54.739	55.770	57.972	52.951	1.9	3.9	-8.7
Credit cards, overdraft credit, and related plans (partial).....	39	1203	04/09	191.323	186.648	193.541	197.719	198.080	3.7	2.2	0.2
Other loans and loan services (partial).....			04/09	-	-	-	-	-	-	-	-
Other loans and loan services (partial).....			04/09	-	-	-	-	-	-	-	-
Deposit services (partial).....			04/09	-	-	-	-	-	-	-	-
Deposit services (partial).....			04/09	-	-	-	-	-	-	-	-
Deposit services (partial).....			04/09	-	-	-	-	-	-	-	-
Other credit intermediation services, including trust services (partial).....			04/09	-	-	-	-	-	-	-	-
Other credit intermediation services, including trust services (partial).....			04/09	-	-	-	-	-	-	-	-
Other credit intermediation services, including trust services (partial).....			04/09	-	-	-	-	-	-	-	-
Securities brokerage, dealing, investment advice, and related services.....			06/09	-	-	-	-	-	-	-	-
Securities brokerage, dealing, investment advice, and related services.....			06/09	-	-	-	-	-	-	-	-
Securities brokerage, dealing, and investment advice.....			12/08	-	-	-	-	-	-	-	-
Securities brokerage and dealing related services (partial).....			12/08	-	-	-	-	-	-	-	-
Portfolio management.....			12/08	-	-	-	-	-	-	-	-
Portfolio management.....			12/08	-	-	-	-	-	-	-	-
Portfolio management.....			12/08	-	-	-	-	-	-	-	-
Investment banking.....			12/08	-	-	-	-	-	-	-	-
Investment banking.....			12/08	-	-	-	-	-	-	-	-
Investment banking.....			12/08	-	-	-	-	-	-	-	-
Insurance.....	41	1	06/09	131.568	131.833	132.246	132.502	133.739	0.3	0.2	0.9
Insurance.....	41	11	06/09	131.568	131.833	132.246	132.502	133.739	0.3	0.2	0.9
Life insurance.....	41	1101	03/09	-	-	-	-	-	-	-	-
Disability insurance, including accidental death.....	41	1102	03/09	-	-	-	-	-	-	-	-
Health and medical insurance.....	41	1103	03/09	147.440	147.680	147.929	148.024	148.307	0.2	0.1	0.2
Property and casualty insurance.....	41	1104	03/09	-	-	-	-	-	-	-	-
Annuities.....			03/09	-	-	-	-	-	-	-	-
Annuities.....			03/09	-	-	-	-	-	-	-	-
Annuities.....			03/09	-	-	-	-	-	-	-	-

See footnotes at end of table.

Table 8. Producer price indexes and percentage changes for selected commodity and service groupings and individual items, seasonally adjusted — Continued
 [June 2023, Index base 1982=100, unless otherwise indicated]

Title	Commodity code		Other index base	Seasonally adjusted index ¹					Seasonally adjusted 1-month percent change ¹		
	Group code	Item code		Feb. 2023	Mar. 2023 ^P	Apr. 2023 ^P	May 2023 ^P	June 2023 ^P	Mar. to Apr. ^P	Apr. to May ^P	May to June ^P
Commissions from sales of insurance.....	42	1	06/09	-	-	-	-	-	-	-	-
Commissions from sales of insurance.....	42	11	06/09	-	-	-	-	-	-	-	-
Commissions from sales of life insurance and annuities.....	42	1101	06/09	-	-	-	-	-	-	-	-
Commissions from sales of health and medical insurance.....			06/09	-	-	-	-	-	-	-	-
Commissions from sales of property and casualty insurance.....	42	1103	06/09	-	-	-	-	-	-	-	-
Commissions from sales of other insurance.....			06/09	-	-	-	-	-	-	-	-
Nonresidential real estate services.....			06/09	-	-	-	-	-	-	-	-
Nonresidential real estate rents.....	43	11	06/09	-	-	-	-	-	-	-	-
Office buildings, gross rents.....			12/08	-	-	-	-	-	-	-	-
Retail properties, gross rents.....			04/09	-	-	-	-	-	-	-	-
Industrial buildings, gross rents.....			04/09	-	-	-	-	-	-	-	-
Self-service storage and miniwarehouses, gross rents.....	43	1104	12/08	-	-	-	-	-	-	-	-
Other nonresidential buildings, gross rents.....			12/08	-	-	-	-	-	-	-	-
Nonresidential property sales and leases including land, brokerage fees and commissions.....			12/08	-	-	-	-	-	-	-	-
Nonresidential property sales and leases including land, brokerage fees and commissions.....			12/08	-	-	-	-	-	-	-	-
Nonresidential property management fees.....			12/08	-	-	-	-	-	-	-	-
Nonresidential property management fees.....			12/08	-	-	-	-	-	-	-	-
Residential real estate services (partial).....	43	2	06/09	170.731	171.324	171.815	173.572	174.413	0.3	1.0	0.5
Residential property sales and rental, brokerage fees and commissions.....	43	21	12/08	189.774	190.701	191.221	193.370	194.691	0.3	1.1	0.7
Residential property sales and rental, brokerage fees and commissions.....	43	2101	12/08	189.774	190.701	191.221	193.370	194.691	0.3	1.1	0.7
Residential property management fees.....			12/08	-	-	-	-	-	-	-	-
Residential property management fees.....			12/08	-	-	-	-	-	-	-	-
Real estate appraisal fees.....			12/08	-	-	-	-	-	-	-	-
Real estate appraisal fees.....			12/08	-	-	-	-	-	-	-	-
Real estate appraisal fees.....			12/08	-	-	-	-	-	-	-	-
Passenger car rental.....	44	1	03/09	107.677	106.640	109.263	104.582	101.443	2.5	-4.3	-3.0
Passenger car rental.....	44	11	03/09	107.677	106.640	109.263	104.582	101.443	2.5	-4.3	-3.0
Passenger car rental.....	44	1101	03/09	107.677	106.640	109.263	104.582	101.443	2.5	-4.3	-3.0
Truck, trailer, and RV rental and leasing.....			06/09	-	-	-	-	-	-	-	-
Truck, trailer, and RV rental and leasing.....			06/09	-	-	-	-	-	-	-	-
Truck, truck trailer and RV rental.....			12/08	-	-	-	-	-	-	-	-
Truck, truck trailer and RV leasing.....			12/08	-	-	-	-	-	-	-	-
Construction, mining, and forestry machinery and equipment rental and leasing.....			03/09	-	-	-	-	-	-	-	-
Construction, mining, and forestry machinery and equipment rental and leasing.....			03/09	-	-	-	-	-	-	-	-
Construction, mining, and forestry machinery and equipment rental and leasing.....			03/09	-	-	-	-	-	-	-	-
Legal services.....	45	1	03/09	161.384	161.869	162.181	161.864	162.292	0.2	-0.2	0.3
Legal services.....	45	11	03/09	161.384	161.869	162.181	161.864	162.292	0.2	-0.2	0.3
Legal services.....	45	1101	03/09	161.384	161.869	162.181	161.864	162.292	0.2	-0.2	0.3
Accounting services (partial).....	45	2	06/09	124.721	125.960	126.840	127.410	127.035	0.7	0.4	-0.3
Accounting services, excluding payroll.....	45	21	06/09	124.721	125.960	126.840	127.410	127.035	0.7	0.4	-0.3
Financial auditing.....	45	2101	12/08	-	-	-	-	-	-	-	-
Tax preparation and planning.....	45	2102	04/09	127.769	128.135	128.563	129.300	128.181	0.3	0.6	-0.9
Bookkeeping and compilation.....			12/08	-	-	-	-	-	-	-	-
Other accounting services, including billing and review (partial).....			12/08	-	-	-	-	-	-	-	-
Architectural and engineering services.....	45	3	06/09	130.624	130.575	131.488	131.806	132.019	0.7	0.2	0.2
Architectural services.....			03/09	-	-	-	-	-	-	-	-
Architectural services.....			03/09	-	-	-	-	-	-	-	-
Engineering services.....	45	32	03/09	134.034	133.944	134.912	135.336	135.534	0.7	0.3	0.1
Engineering services.....	45	3201	03/09	134.034	133.944	134.912	135.336	135.534	0.7	0.3	0.1
Management, scientific, and technical consulting services.....	45	4	06/09	116.528	114.011	116.869	117.157	117.280	2.5	0.2	0.1
Management consulting services.....	45	41	06/09	116.528	114.011	116.869	117.157	117.280	2.5	0.2	0.1
Administrative and general management consulting services.....	45	4101	12/08	138.705	133.625	138.980	139.143	139.279	4.0	0.1	0.1
Human resources consulting services.....			12/08	-	-	-	-	-	-	-	-
Marketing consulting services.....			12/08	-	-	-	-	-	-	-	-
Process, physical distribution, and logistics consulting services.....			12/08	-	-	-	-	-	-	-	-
Advertising and related services (partial).....			12/08	-	-	-	-	-	-	-	-
Advertising agency services.....			12/08	-	-	-	-	-	-	-	-
Advertising agency services.....			12/08	-	-	-	-	-	-	-	-
Information technology (IT) technical support and consulting services (partial).....	45	6	12/08	-	-	-	-	-	-	-	-
Information technology (IT) technical support and consulting services (partial).....	45	61	12/08	-	-	-	-	-	-	-	-

See footnotes at end of table.

Table 8. Producer price indexes and percentage changes for selected commodity and service groupings and individual items, seasonally adjusted — Continued
 [June 2023, Index base 1982=100, unless otherwise indicated]

Title	Commodity code		Other index base	Seasonally adjusted index ¹					Seasonally adjusted 1-month percent change ¹		
	Group code	Item code		Feb. 2023	Mar. 2023 ^P	Apr. 2023 ^P	May 2023 ^P	June 2023 ^P	Mar. to Apr. ^P	Apr. to May ^P	May to June ^P
Information technology (IT) technical support and consulting services (partial).....	45	6101	12/08	-	-	-	-	-	-	-	-
Permanent placement services.....			03/09	-	-	-	-	-	-	-	-
Permanent placement services.....			03/09	-	-	-	-	-	-	-	-
Employment placement services.....			03/09	-	-	-	-	-	-	-	-
Executive search services.....			12/08	-	-	-	-	-	-	-	-
Executive search services.....			12/08	-	-	-	-	-	-	-	-
Executive search services.....			12/08	-	-	-	-	-	-	-	-
Staffing services.....	46	3	06/09	128.995	129.613	130.635	130.815	130.422	0.8	0.1	-0.3
Temporary help services.....			03/09	-	-	-	-	-	-	-	-
Temporary help services.....			03/09	-	-	-	-	-	-	-	-
Co-employment staffing services.....	46	32	12/08	119.417	119.407	120.373	120.595	120.432	0.8	0.2	-0.1
Co-employment staffing services.....	46	3201	12/08	119.417	119.407	120.373	120.595	120.432	0.8	0.2	-0.1
Arrangement of flights (partial).....	47	1	06/09	103.656	104.387	104.606	104.689	103.771	0.2	0.1	-0.9
Arrangement of international flights.....	47	11	12/08	109.085	109.865	109.916	109.925	108.431	0.0	0.0	-1.4
Arrangement of international flights.....	47	1101	12/08	109.085	109.865	109.916	109.925	108.431	0.0	0.0	-1.4
Arrangement of domestic flights.....			12/08	-	-	-	-	-	-	-	-
Arrangement of domestic flights (partial).....			12/08	-	-	-	-	-	-	-	-
Arrangement of vehicle rentals and lodging.....	47	2	12/08	-	-	-	-	-	-	-	-
Arrangement of vehicle rentals and lodging.....	47	21	12/08	-	-	-	-	-	-	-	-
Arrangement of vehicle rentals and lodging (partial).....	47	2101	12/08	-	-	-	-	-	-	-	-
Arrangement of cruises and tours.....			12/08	-	-	-	-	-	-	-	-
Arrangement of cruises and tours.....			12/08	-	-	-	-	-	-	-	-
Arrangement of cruises and tours.....			12/08	-	-	-	-	-	-	-	-
Other travel arrangements (partial).....			12/08	-	-	-	-	-	-	-	-
Other travel arrangements (partial).....			12/08	-	-	-	-	-	-	-	-
Other travel arrangements (partial).....			12/08	-	-	-	-	-	-	-	-
Security guard services.....			03/09	-	-	-	-	-	-	-	-
Security guard services.....			03/09	-	-	-	-	-	-	-	-
Security guard services.....			03/09	-	-	-	-	-	-	-	-
Janitorial services.....			03/09	-	-	-	-	-	-	-	-
Janitorial services.....			03/09	-	-	-	-	-	-	-	-
Janitorial services.....			03/09	-	-	-	-	-	-	-	-
Waste collection.....	50	1	12/08	162.829	164.622	166.416	167.649	168.420	1.1	0.7	0.5
Solid waste collection.....	50	11	12/08	162.829	164.622	166.416	167.649	168.420	1.1	0.7	0.5
Solid waste collection.....	50	1101	12/08	162.829	164.622	166.416	167.649	168.420	1.1	0.7	0.5
Outpatient care (partial).....	51	1	06/09	126.949	127.191	127.689	127.860	127.945	0.4	0.1	0.1
Outpatient care (partial).....	51	11	06/09	126.949	127.191	127.689	127.860	127.945	0.4	0.1	0.1
Physician care.....	51	1101	03/09	116.187	116.346	116.465	116.615	116.721	0.1	0.1	0.1
Medical laboratory and diagnostic imaging center care.....			03/09	-	-	-	-	-	-	-	-
Home health and hospice care.....	51	1103	12/08	123.310	123.774	124.977	125.076	125.233	1.0	0.1	0.1
Hospital outpatient care.....	51	1104	12/08	-	-	-	-	-	-	-	-
Dental care.....	51	1105	06/10	130.851	131.044	131.022	131.083	131.148	0.0	0.0	0.0
Inpatient care.....	51	2	06/09	145.217	146.039	146.460	146.846	147.411	0.3	0.3	0.4
Inpatient care.....	51	21	06/09	145.217	146.039	146.460	146.846	147.411	0.3	0.3	0.4
Hospital inpatient care.....	51	2101	12/08	146.400	147.261	147.768	148.235	149.133	0.3	0.3	0.6
Nursing home care.....	51	2102	12/08	144.738	145.469	145.747	145.950	145.370	0.2	0.1	-0.4
Intellectual and developmental disability center care.....	51	2103	12/08	183.953	184.848	184.456	184.399	184.867	-0.2	0.0	0.3
Sales of blood and blood products, organs, and tissues.....			03/09	-	-	-	-	-	-	-	-
Sales of blood and blood products, organs, and tissues.....			03/09	-	-	-	-	-	-	-	-
Sales of blood and blood products, organs, and tissues.....			03/09	-	-	-	-	-	-	-	-
Traveler accommodation services.....	53	1	06/09	133.977	142.316	143.697	139.561	142.742	1.0	-2.9	2.3
Traveler accommodation services.....	53	11	06/09	133.977	142.316	143.697	139.561	142.742	1.0	-2.9	2.3
Guestroom or unit rental.....	53	1101	03/09	137.858	147.155	148.760	144.169	147.588	1.1	-3.1	2.4
Other traveler accommodation services.....			03/09	-	-	-	-	-	-	-	-
Food and beverage for immediate consumption services (partial).....	54	1	06/09	-	-	-	-	-	-	-	-
Food and nonalcoholic beverages for immediate consumption (partial).....	54	11	04/09	-	-	-	-	-	-	-	-
Food and nonalcoholic beverages for immediate consumption (partial).....	54	1101	04/09	-	-	-	-	-	-	-	-
Alcoholic beverages for immediate consumption (partial).....			12/08	-	-	-	-	-	-	-	-
Alcoholic beverages for immediate consumption (partial).....			12/08	-	-	-	-	-	-	-	-
Commercial and industrial machinery and equipment repair and maintenance. ..	55	1	03/09	150.505	152.130	154.973	154.335	154.529	1.9	-0.4	0.1
Commercial and industrial machinery and equipment repair and maintenance.....	55	11	03/09	150.505	152.130	154.973	154.335	154.529	1.9	-0.4	0.1

See footnotes at end of table.

Table 8. Producer price indexes and percentage changes for selected commodity and service groupings and individual items, seasonally adjusted — Continued
 [June 2023, Index base 1982=100, unless otherwise indicated]

Title	Commodity code		Other index base	Seasonally adjusted index ¹					Seasonally adjusted 1-month percent change ¹		
	Group code	Item code		Feb. 2023	Mar. 2023 ^P	Apr. 2023 ^P	May 2023 ^P	June 2023 ^P	Mar. to Apr. ^P	Apr. to May ^P	May to June ^P
Commercial machinery repair and maintenance.....	55	1101	03/09	150.505	152.130	154.973	154.335	154.529	1.9	-0.4	0.1
Motor vehicle repair and maintenance (partial).....	55	2	12/08	156.182	157.666	158.337	158.993	159.052	0.4	0.4	0.0
Motor vehicle repair and maintenance (partial).....	55	21	12/08	156.182	157.666	158.337	158.993	159.052	0.4	0.4	0.0
Motor vehicle repair and maintenance (partial).....	55	2101	12/08	156.182	157.666	158.337	158.993	159.052	0.4	0.4	0.0
Ship repair and maintenance.....			06/09	-	-	-	-	-	-	-	-
Ship repair and maintenance.....			06/09	-	-	-	-	-	-	-	-
Ship repair, military.....			12/08	-	-	-	-	-	-	-	-
Ship repair, nonmilitary.....	55	3102	12/08	-	-	-	-	-	-	-	-
Aircraft repair and maintenance.....	55	4	04/09	140.422	141.463	141.975	142.326	142.631	0.4	0.2	0.2
Aircraft repair and maintenance.....	55	41	04/09	140.422	141.463	141.975	142.326	142.631	0.4	0.2	0.2
Aircraft repair and maintenance.....	55	4101	04/09	140.422	141.463	141.975	142.326	142.631	0.4	0.2	0.2
Membership dues and admissions and recreation facility use fees (partial).....	56	1	06/09	-	-	-	-	-	-	-	-
Membership dues and admissions and recreation facility use fees (partial).....	56	11	06/09	-	-	-	-	-	-	-	-
Membership dues.....	56	1101	04/09	-	-	-	-	-	-	-	-
Admissions and recreational facilities use fees (partial).....	56	1102	12/08	-	-	-	-	-	-	-	-
Recreational activity instruction fees (partial).....	56	2	12/08	-	-	-	-	-	-	-	-
Recreational activity instruction fees (partial).....	56	21	12/08	-	-	-	-	-	-	-	-
Recreational activity instruction fees (partial).....	56	2101	12/08	-	-	-	-	-	-	-	-
Gaming receipts (partial).....			12/08	-	-	-	-	-	-	-	-
Gaming receipts (partial).....			12/08	-	-	-	-	-	-	-	-
Gaming receipts (partial).....			12/08	-	-	-	-	-	-	-	-
Machinery and equipment and parts and supplies wholesaling.....			06/09	-	-	-	-	-	-	-	-
Machinery and equipment and parts and supplies wholesaling.....			06/09	-	-	-	-	-	-	-	-
Parts and supplies for machinery and equipment wholesaling.....			03/09	-	-	-	-	-	-	-	-
Machinery and vehicle wholesaling.....			05/19	-	-	-	-	-	-	-	-
Professional and commercial equipment wholesaling.....			05/19	-	-	-	-	-	-	-	-
Furnishings wholesaling.....			03/09	-	-	-	-	-	-	-	-
Furnishings wholesaling.....			03/09	-	-	-	-	-	-	-	-
Furnishings wholesaling.....			03/09	-	-	-	-	-	-	-	-
Building materials, paint, and hardware wholesaling.....	57	3	03/09	136.726	134.650	134.949	132.861	133.717	0.2	-1.5	0.6
Building materials, paint, and hardware wholesaling.....	57	31	03/09	136.726	134.650	134.949	132.861	133.717	0.2	-1.5	0.6
Building materials, paint, and hardware wholesaling.....	57	3101	03/09	136.726	134.650	134.949	132.861	133.717	0.2	-1.5	0.6
Metals, minerals, and ores wholesaling.....			03/09	-	-	-	-	-	-	-	-
Metals, minerals, and ores wholesaling.....			03/09	-	-	-	-	-	-	-	-
Metals, minerals, and ores wholesaling.....			03/09	-	-	-	-	-	-	-	-
Chemicals and allied products wholesaling.....	57	5	03/09	-	-	-	-	-	-	-	-
Chemicals and allied products wholesaling.....	57	51	03/09	-	-	-	-	-	-	-	-
Chemicals and allied products wholesaling.....	57	5101	03/09	-	-	-	-	-	-	-	-
Paper and plastics products wholesaling.....			03/09	-	-	-	-	-	-	-	-
Paper and plastics products wholesaling.....			03/09	-	-	-	-	-	-	-	-
Paper and plastics products wholesaling.....			03/09	-	-	-	-	-	-	-	-
Apparel wholesaling.....			03/09	-	-	-	-	-	-	-	-
Apparel wholesaling.....			03/09	-	-	-	-	-	-	-	-
Apparel wholesaling.....			03/09	-	-	-	-	-	-	-	-
Food and alcohol wholesaling.....			06/09	-	-	-	-	-	-	-	-
Food and alcohol wholesaling.....			06/09	-	-	-	-	-	-	-	-
Food wholesaling.....			03/09	-	-	-	-	-	-	-	-
Alcohol wholesaling.....			02/09	-	-	-	-	-	-	-	-
Other commodities wholesaling.....			03/09	-	-	-	-	-	-	-	-
Other commodities wholesaling.....			03/09	-	-	-	-	-	-	-	-
Other commodities wholesaling.....			03/09	-	-	-	-	-	-	-	-
Food and alcohol retailing.....	58	1	03/09	175.310	177.276	175.540	178.224	182.352	-1.0	1.5	2.3
Food and alcohol retailing.....	58	11	03/09	175.310	177.276	175.540	178.224	182.352	-1.0	1.5	2.3
Food retailing.....	58	1102	09/15	140.204	142.504	140.751	143.467	147.212	-1.2	1.9	2.6
Alcohol retailing.....			09/15	-	-	-	-	-	-	-	-
Health and beauty care retailing, including optical goods.....			03/09	-	-	-	-	-	-	-	-
Health and beauty care retailing, including optical goods.....			03/09	-	-	-	-	-	-	-	-
Health and beauty care retailing, including optical goods.....			03/09	-	-	-	-	-	-	-	-
Apparel, jewelry, footwear, and accessories retailing.....	58	3	06/09	127.558	128.542	123.215	128.743	128.536	-4.1	4.5	-0.2
Apparel, jewelry, footwear, and accessories retailing.....	58	31	06/09	127.558	128.542	123.215	128.743	128.536	-4.1	4.5	-0.2
Apparel, footwear, and accessories retailing.....	58	3101	03/09	122.569	123.619	117.752	124.037	123.828	-4.7	5.3	-0.2
Jewelry retailing.....	58	3102	03/09	-	-	-	-	-	-	-	-

See footnotes at end of table.

Table 8. Producer price indexes and percentage changes for selected commodity and service groupings and individual items, seasonally adjusted — Continued
 [June 2023, Index base 1982=100, unless otherwise indicated]

Title	Commodity code		Other index base	Seasonally adjusted index ¹					Seasonally adjusted 1-month percent change ¹		
	Group code	Item code		Feb. 2023	Mar. 2023 ^P	Apr. 2023 ^P	May 2023 ^P	June 2023 ^P	Mar. to Apr. ^P	Apr. to May ^P	May to June ^P
Computer hardware, software, and supplies retailing.....			03/09	-	-	-	-	-	-	-	-
Computer hardware, software, and supplies retailing.....			03/09	-	-	-	-	-	-	-	-
Computer hardware, software, and supplies retailing.....			03/09	-	-	-	-	-	-	-	-
TV, video, and photographic equipment and supplies retailing.....	58	5	03/09	50.562	53.975	54.674	49.901	49.777	1.3	-8.7	-0.2
TV, video, and photographic equipment and supplies retailing.....	58	51	03/09	50.562	53.975	54.674	49.901	49.777	1.3	-8.7	-0.2
TV, video, and photographic equipment and supplies retailing.....	58	5101	03/09	50.562	53.975	54.674	49.901	49.777	1.3	-8.7	-0.2
Automobiles and automobile parts retailing.....	58	6	06/09	183.915	181.867	176.944	175.717	177.329	-2.7	-0.7	0.9
Automobiles and automobile parts retailing.....	58	61	06/09	183.915	181.867	176.944	175.717	177.329	-2.7	-0.7	0.9
Automobile retailing (Partial).....	58	6101	03/09	200.162	198.473	193.803	191.553	193.782	-2.4	-1.2	1.2
Automotive parts, including tires, retailing.....			03/09	-	-	-	-	-	-	-	-
RVs, trailers, and campers retailing.....			03/09	-	-	-	-	-	-	-	-
RVs, trailers, and campers retailing.....			03/09	-	-	-	-	-	-	-	-
RVs, trailers, and campers retailing.....			03/09	-	-	-	-	-	-	-	-
Sporting goods, including boats, retailing.....	58	9	03/09	122.514	121.993	125.833	122.188	118.590	3.1	-2.9	-2.9
Sporting goods, including boats, retailing.....	58	91	03/09	122.514	121.993	125.833	122.188	118.590	3.1	-2.9	-2.9
Sporting goods, including boats, retailing.....	58	9101	03/09	122.514	121.993	125.833	122.188	118.590	3.1	-2.9	-2.9
Lawn, garden, and farm equipment and supplies retailing.....			03/09	-	-	-	-	-	-	-	-
Lawn, garden, and farm equipment and supplies retailing.....			03/09	-	-	-	-	-	-	-	-
Lawn, garden, and farm equipment and supplies retailing.....			03/09	-	-	-	-	-	-	-	-
Furniture retailing.....			03/09	-	-	-	-	-	-	-	-
Furniture retailing.....			03/09	-	-	-	-	-	-	-	-
Furniture retailing.....			03/09	-	-	-	-	-	-	-	-
Flooring and floor coverings retailing.....			03/09	-	-	-	-	-	-	-	-
Flooring and floor coverings retailing.....			03/09	-	-	-	-	-	-	-	-
Flooring and floor coverings retailing.....			03/09	-	-	-	-	-	-	-	-
Hardware and building materials and supplies retailing.....	58	D	03/09	154.524	155.311	151.409	152.192	157.736	-2.5	0.5	3.6
Hardware and building materials and supplies retailing.....	58	D1	03/09	154.524	155.311	151.409	152.192	157.736	-2.5	0.5	3.6
Hardware and building materials and supplies retailing.....	58	D101	03/09	154.524	155.311	151.409	152.192	157.736	-2.5	0.5	3.6
Major household appliance retailing.....	58	E	03/09	139.287	127.583	131.831	126.532	124.843	3.3	-4.0	-1.3
Major household appliance retailing.....	58	E1	03/09	139.287	127.583	131.831	126.532	124.843	3.3	-4.0	-1.3
Major household appliance retailing.....	58	E101	03/09	139.287	127.583	131.831	126.532	124.843	3.3	-4.0	-1.3
Fuels and lubricants retailing.....	58	F	06/09	287.114	249.989	247.292	277.543	275.081	-1.1	12.2	-0.9
Fuels and lubricants retailing.....	58	F1	06/09	287.114	249.989	247.292	277.543	275.081	-1.1	12.2	-0.9
Automotive fuels and lubricants retailing.....			03/09	-	-	-	-	-	-	-	-
Household fuels retailing.....	58	F102	03/09	181.139	176.113	159.711	179.744	190.381	-9.3	12.5	5.9
Cleaning supplies and paper products retailing.....			03/09	-	-	-	-	-	-	-	-
Cleaning supplies and paper products retailing.....			03/09	-	-	-	-	-	-	-	-
Cleaning supplies and paper products retailing.....			03/09	-	-	-	-	-	-	-	-
Book retailing.....			03/09	-	-	-	-	-	-	-	-
Book retailing.....			03/09	-	-	-	-	-	-	-	-
Book retailing.....			03/09	-	-	-	-	-	-	-	-
Other merchandise retailing (partial).....	58	I	03/09	136.055	139.065	140.135	138.338	139.641	0.8	-1.3	0.9
Other merchandise retailing (partial).....	58	I1	03/09	136.055	139.065	140.135	138.338	139.641	0.8	-1.3	0.9
Other merchandise retailing (partial).....	58	I101	03/09	136.055	139.065	140.135	138.338	139.641	0.8	-1.3	0.9
Metal treatment services.....			12/84	-	-	-	-	-	-	-	-
Metal treatment services.....			12/84	-	-	-	-	-	-	-	-
Metal plating and polishing.....	59	1101	12/84	251.182	250.209	249.011	249.087	253.732	-0.5	0.0	1.9
Metal coating and allied services.....			12/84	-	-	-	-	-	-	-	-
Metal heat treating.....			06/85	-	-	-	-	-	-	-	-
Mining services.....	60	1	06/85	-	-	-	-	-	-	-	-
Mining services.....	60	11	06/85	-	-	-	-	-	-	-	-
Support activities for coal mining.....	60	1102	06/85	-	-	-	-	-	-	-	-
Drilling oil and gas wells services.....	60	1103	12/85	-	-	-	-	-	-	-	-
Support activities for oil and gas operations.....			12/85	-	-	-	-	-	-	-	-
Metal and nonmetallic minerals mining services.....			05/23	-	-	-	-	-	-	-	-
Contract work on textile products and apparel.....			06/10	-	-	-	-	-	-	-	-
Contract work on textile products and apparel.....			06/10	-	-	-	-	-	-	-	-
Contract work on textile products.....	61	1102	06/87	-	-	-	-	-	-	-	-
Contract work on apparel.....			06/87	-	-	-	-	-	-	-	-
Contract & commission receipts for tanning or finishing leather owned by others.....			06/11	-	-	-	-	-	-	-	-
Contract & commission receipts for tanning or finishing leather owned by others.....			06/11	-	-	-	-	-	-	-	-

See footnotes at end of table.

Table 8. Producer price indexes and percentage changes for selected commodity and service groupings and individual items, seasonally adjusted — Continued
 [June 2023, Index base 1982=100, unless otherwise indicated]

Title	Commodity code		Other index base	Seasonally adjusted index ¹					Seasonally adjusted 1-month percent change ¹		
	Group code	Item code		Feb. 2023	Mar. 2023 ^p	Apr. 2023 ^p	May 2023 ^p	June 2023 ^p	Mar. to Apr. ^p	Apr. to May ^p	May to June ^p
Contract and commission receipts for tanning or finishing leather owned by others.....			12/97	-	-	-	-	-	-	-	-
New nonresidential building construction.....			06/09	-	-	-	-	-	-	-	-
New nonresidential building construction.....			06/09	-	-	-	-	-	-	-	-
New warehouse building construction.....			12/04	-	-	-	-	-	-	-	-
New school building construction.....			12/05	-	-	-	-	-	-	-	-
New office building construction.....			06/06	-	-	-	-	-	-	-	-
New industrial building construction.....			06/07	-	-	-	-	-	-	-	-
New health care building construction.....			06/12	-	-	-	-	-	-	-	-
Maintenance and repair of nonresidential buildings (partial).....	80	2	04/09	-	-	-	-	-	-	-	-
Maintenance and repair of nonresidential buildings (partial).....	80	21	04/09	-	-	-	-	-	-	-	-
Maintenance and repair of nonresidential buildings (partial).....	80	2101	04/09	-	-	-	-	-	-	-	-

¹ All indexes are subject to revision for 4 months after their originally scheduled publication to incorporate late reports and corrections by survey respondents. In addition, seasonally adjusted indexes are subject to change for up to 5 years due to the recalculation of seasonal factors published each January.

² Due to incomplete coverage of the services sector, some services indexes in this table reflect only a portion of their wherever-provided output. These indexes are flagged using the term "partial" at the end of their titles. For more information regarding wherever-provided services indexes, go to <https://www.bls.gov/ppi/wepnotice.htm>. This webpage includes methodology documentation, a table identifying missing coverage areas for those indexes with incomplete coverage, and a concordance table between wherever-provided services indexes and Census product codes.

p Preliminary

"-" Seasonal tests did not indicate the presence of seasonality.

Table 9. Producer price indexes for commodity and service groupings and individual items, not seasonally adjusted

[June 2023, Index base 1982=100, unless otherwise indicated]

Title	Commodity code		Other index base	Unadjusted index ¹				
	Group code	Item code		Feb. 2023	Mar. 2023 ^P	Apr. 2023 ^P	May 2023 ^P	June 2023 ^P
Goods								
All commodities.....	00	000000		258.669	257.045	257.009	253.804	253.704
Industrial commodities.....	IND	THRU15		259.210	257.027	256.875	254.003	253.656
Farm products, processed foods and feeds.....	PFF	PLUS02		253.536	254.392	254.868	250.228	251.223
Farm products.....	01	–		242.129	241.473	245.397	232.018	235.491
Fruits & melons, fresh/dry vegs. & nuts.....	01	1		247.469	236.193	272.992	249.477	249.734
Fresh fruits and melons.....	01	11		176.905	171.311	175.440	171.077	174.682
Citrus fruits.....	01	1101		312.636	303.036	315.926	339.302	335.036
Grapefruits.....	01	110101		634.109	651.887	650.837	634.806	616.926
Lemons.....	01	110104		254.290	253.682	278.107	297.869	312.494
Valencia oranges.....	01	110105		243.091	239.956	236.590	–	201.451
Navel oranges.....	01	110106		207.483	197.079	212.073	248.780	272.141
Tangerines.....	01	110108	12/91	592.387	543.831	–	530.663	–
Tangelos.....	01	110110	12/17	109.109	–	–	–	–
Other fruits and berries.....	01	1102		159.778	154.381	158.745	152.375	156.142
Nectarines.....	01	110202	12/91	–	–	–	–	249.474
Cherries.....	01	110203	12/91	–	–	–	–	20.444
Avocados.....	01	110205	12/91	–	–	163.394	144.195	145.242
Granny Smith apples.....	01	110208	12/91	220.864	208.125	217.475	216.180	248.309
Golden delicious apples.....	01	110211	12/91	233.348	227.541	227.583	219.630	224.404
Red delicious apples.....	01	110215		339.720	329.171	309.403	297.114	301.529
McIntosh apples.....	01	110216		234.690	230.520	264.038	264.038	264.038
Peaches.....	01	110219		–	–	–	–	528.662
Gala apples.....	01	110220	03/15	140.089	129.526	122.860	116.279	115.252
Pears.....	01	110221		169.017	158.370	144.573	149.305	176.014
Strawberries.....	01	110222		171.170	159.657	189.592	94.796	84.818
Blackberries.....	01	110225	12/91	–	–	–	–	49.241
Blueberries.....	01	110227	12/91	–	–	–	59.445	56.225
Grapes.....	01	110228		144.152	145.532	145.532	145.532	179.534
Table grapes.....	01	1102281	12/11	–	–	–	–	279.304
Wine grapes.....	01	1102283	12/11	114.955	116.074	116.074	116.074	116.074
Juice grapes.....	01	1102284	01/16	174.071	174.071	174.071	174.071	174.071
Fuji apples.....	01	110229	03/15	176.190	158.718	151.293	146.051	143.576
Empire apples.....	01	110230	10/15	137.466	137.466	129.535	129.535	129.535
Melons.....	01	1103	12/91	242.200	242.200	221.692	212.772	226.371
Cantaloupes.....	01	110301		293.046	293.046	–	–	280.594
Honeydews.....	01	110302	12/91	–	–	–	–	391.627
Watermelons.....	01	110303	12/91	–	–	333.838	320.406	313.439
Fresh and dry vegetables.....	01	13		307.388	284.280	384.116	323.302	320.752
Dry vegetables.....	01	1301		236.844	232.467	235.634	231.677	227.822
Dry beans.....	01	13011	09/15	162.640	161.965	162.967	162.686	159.300
Dry pinto beans.....	01	130110	12/91	388.778	388.778	388.778	388.778	388.279
Dry great northern beans.....	01	130111	12/91	439.002	439.002	439.002	439.002	439.002
Dry pea beans.....	01	130113		238.669	234.023	–	231.768	218.892
Dry kidney beans.....	01	130114	12/11	117.293	117.293	118.788	118.788	111.236
Dry garbanzo beans.....	01	130116	12/11	83.257	83.257	85.529	85.318	85.318
Dry black beans.....	01	130117	09/15	189.422	187.707	187.707	188.623	178.546
Dry peas and lentils.....	01	13012	09/15	141.561	136.002	139.375	133.934	132.564
Dry peas.....	01	130120	12/91	338.330	317.647	327.842	309.220	300.890
Dry lentils.....	01	130121	12/91	298.255	301.634	304.386	304.386	311.810
Fresh vegetables, except potatoes.....	01	1302		277.492	239.683	384.243	284.649	274.940
Cabbage.....	01	130211		333.281	261.694	244.863	249.170	298.100
Carrots.....	01	130212		269.351	269.675	249.208	245.293	245.293
Celery.....	01	130213		318.403	325.154	213.290	744.481	662.734
Sweet corn.....	01	130214		326.794	111.963	162.306	173.645	195.277
Lettuce.....	01	130215		279.184	232.698	677.842	342.016	266.892
Dry onions.....	01	130216		188.933	176.069	165.660	194.329	270.491
Tomatoes.....	01	130217		233.320	214.756	151.041	335.973	337.769
Snap beans.....	01	130218		300.713	–	–	–	203.739
Asparagus.....	01	130221	12/91	–	–	–	560.143	401.596
Broccoli.....	01	130222	12/91	248.606	337.532	631.671	187.653	221.944
Cauliflower.....	01	130223	12/91	165.142	88.493	317.497	76.335	62.526
Spinach.....	01	130224	12/91	–	–	–	475.032	481.345
Greens.....	01	130225	12/91	248.668	252.294	245.148	243.786	259.887
Endive.....	01	130226	12/91	949.595	704.098	–	638.723	638.723
Green peppers.....	01	130228	12/91	439.894	565.094	373.596	478.223	358.395

See footnotes at end of table.

Table 9. Producer price indexes for commodity and service groupings and individual items, not seasonally adjusted — Continued
 [June 2023, Index base 1982=100, unless otherwise indicated]

Title	Commodity code		Other index base	Unadjusted index ¹				
	Group code	Item code		Feb. 2023	Mar. 2023 ^P	Apr. 2023 ^P	May 2023 ^P	June 2023 ^P
Eggplant.....	01	130229	12/91	341.557	—	369.213	452.182	—
Squash.....	01	130231	12/91	191.607	263.633	201.994	72.190	205.550
Beets.....	01	130232	12/91	136.637	174.284	121.799	120.471	122.242
Cucumbers.....	01	130234	12/91	—	133.853	243.163	203.856	165.619
Artichokes.....	01	130235	12/11	253.888	157.620	176.116	155.789	149.168
Sweet potatoes.....	01	1303		154.567	154.567	154.567	148.835	155.320
Sweet potatoes.....	01	130301	12/91	99.933	99.933	99.933	96.227	100.420
Potatoes.....	01	1306	12/11	201.770	202.623	222.644	224.360	230.633
Long white potatoes.....	01	130601	12/91	—	—	—	—	368.974
Round white potatoes.....	01	130602	12/91	—	—	289.322	209.272	—
Russet potatoes.....	01	130603	12/91	365.330	370.182	397.595	416.841	416.413
Round red potatoes.....	01	130604	12/91	238.572	223.298	206.325	200.884	354.849
Round yellow potatoes.....	01	130605	09/15	—	115.473	—	—	—
Tree nuts.....	01	19		1,266.015	1,266.015	1,266.015	1,266.015	1,231.002
Tree nuts.....	01	1901		1,266.015	1,266.015	1,266.015	1,266.015	1,231.002
Pecans.....	01	190101		732.203	732.203	732.203	732.203	732.203
Almonds.....	01	190102	12/91	361.015	361.015	361.015	361.015	346.280
Filberts.....	01	190103	12/91	281.736	281.736	281.736	281.736	278.766
Walnuts.....	01	190104	12/91	174.891	174.891	174.891	174.891	174.891
Macadamias.....	01	190105	12/91	506.013	506.013	506.013	506.013	506.013
Pistachios.....	01	190106	12/91	257.201	257.201	257.201	257.201	257.201
Grains.....	01	2		279.648	257.021	270.260	257.526	257.380
Wheat.....	01	21		252.844	229.384	238.528	230.669	221.709
Wheat.....	01	2101		252.844	229.384	238.528	230.669	221.709
Hard red winter wheat.....	01	210101		262.367	234.918	249.884	247.926	226.292
Hard red spring wheat.....	01	210102		275.923	262.088	275.161	254.108	259.682
Soft white wheat.....	01	210103		188.911	176.243	173.979	161.786	175.555
Soft red winter wheat.....	01	210104		236.326	206.689	203.824	194.305	193.665
Hard amber durum wheat.....	01	210105	12/84	269.204	261.867	260.696	246.869	237.698
Other grains.....	01	22		292.804	268.463	282.885	268.504	270.043
Barley.....	01	2201		313.230	314.134	313.400	290.854	267.705
Barley.....	01	220101		313.230	314.134	313.400	290.854	267.705
Corn.....	01	2202		286.310	262.233	276.677	262.913	264.737
Corn.....	01	220205		286.310	262.233	276.677	262.913	264.737
Oats.....	01	2203		259.499	264.823	238.567	246.858	259.744
Oats.....	01	220311		259.499	264.823	238.567	246.858	259.744
Sorghum.....	01	2205	12/91	323.039	291.163	305.064	281.454	283.765
Sorghum.....	01	220501	12/91	323.039	291.163	305.064	281.454	283.765
Rough rice.....	01	23	12/91	147.355	149.965	156.752	154.122	154.122
Rough rice.....	01	2301	12/91	147.355	149.965	156.752	154.122	154.122
Rough rice.....	01	230103	12/04	250.548	254.986	266.527	262.055	262.055
Long grain rough rice.....	01	2301031	09/15	158.716	157.798	158.716	155.963	155.963
Medium/short grain rough rice.....	01	2301032	09/15	168.153	179.618	201.911	198.726	198.726
Livestock.....	01	3		201.422	209.654	215.309	215.524	238.138
Slaughter cattle.....	01	31		237.110	245.307	264.656	257.894	275.123
Slaughter steers and heifers.....	01	3101		244.347	250.412	273.560	264.404	281.925
Slaughter steers and heifers.....	01	310199	12/91	231.529	237.275	259.209	250.533	267.136
Slaughter cows and bulls.....	01	3102		186.738	201.937	208.387	209.541	225.246
Slaughter cows and bulls.....	01	310299	12/91	167.934	181.603	187.403	188.441	202.564
Slaughter vealers.....	01	3103		98.065	97.816	93.447	96.289	95.650
Slaughter vealers.....	01	310399	12/91	84.719	84.504	80.729	83.184	82.632
Slaughter hogs.....	01	32		100.244	103.139	91.455	96.786	118.532
Slaughter barrows and gilts.....	01	3201		99.157	101.689	91.030	97.490	119.435
Slaughter barrows and gilts.....	01	320199	12/91	149.919	153.748	137.631	147.399	180.578
Slaughter sows.....	01	3202		123.442	140.899	88.799	45.505	54.053
Slaughter sows.....	01	320299	12/91	214.344	244.656	154.189	79.015	93.858
Slaughter lambs.....	01	33		382.378	371.572	420.229	354.714	349.876
Slaughter lambs.....	01	3301		382.378	371.572	420.229	354.714	349.876
Slaughter lambs.....	01	330199	12/91	440.993	428.530	484.646	409.088	403.508
Feeder and replacement cattle.....	01	34	09/21	126.531	133.776	139.731	140.968	153.716
Feeder and replacement cattle.....	01	3401	09/21	126.531	133.776	139.731	140.968	153.716
Feeder and replacement cattle.....	01	340199	09/21	126.531	133.776	139.731	140.968	153.716
Slaughter poultry.....	01	4		343.034	363.432	387.651	392.140	373.100
Slaughter chickens.....	01	41		344.122	369.923	400.468	408.070	391.627
Broilers and other meat type chickens.....	01	4102		348.910	375.070	406.040	413.748	397.076

See footnotes at end of table.

Table 9. Producer price indexes for commodity and service groupings and individual items, not seasonally adjusted — Continued
 [June 2023, Index base 1982=100, unless otherwise indicated]

Title	Commodity code		Other index base	Unadjusted index ¹				
	Group code	Item code		Feb. 2023	Mar. 2023 ^P	Apr. 2023 ^P	May 2023 ^P	June 2023 ^P
Slaughter chickens.....	01	410299	12/91	335.985	361.177	390.999	398.422	382.367
Slaughter turkeys.....	01	42		352.774	349.643	346.084	336.290	301.459
Slaughter turkeys.....	01	4201		352.774	349.643	346.084	336.290	301.459
Slaughter turkeys.....	01	420199	12/91	321.030	318.181	314.941	306.029	274.333
Slaughter ducks.....	01	43	12/91	301.244	301.244	303.477	300.288	300.288
Slaughter ducks.....	01	4301	12/91	301.244	301.244	303.477	300.288	300.288
Slaughter ducks.....	01	430199	12/91	301.244	301.244	303.477	300.288	300.288
Raw cotton.....	01	5		137.683	130.683	130.258	126.060	126.722
Raw cotton.....	01	51		136.278	129.350	128.928	124.773	125.429
Raw cotton.....	01	5101		136.278	129.350	128.928	124.773	125.429
Raw cotton.....	01	510101		136.278	129.350	128.928	124.773	125.429
Upland cotton.....	01	5101011	09/15	135.607	128.415	130.158	125.845	126.551
Pima cotton.....	01	5101012	09/15	137.444	134.096	107.310	105.301	105.301
Raw milk.....	01	6		164.787	160.972	157.921	147.240	135.503
Raw milk.....	01	61		165.453	161.623	158.559	147.836	136.051
Raw milk.....	01	6101		165.453	161.623	158.559	147.836	136.051
Raw milk.....	01	610102		165.453	161.623	158.559	147.836	136.051
Chicken eggs.....	01	7		399.430	549.467	341.179	128.022	189.415
Chicken eggs.....	01	71		399.430	549.467	341.179	128.022	189.415
Eggs for fresh use.....	01	7107	12/91	297.502	396.216	254.232	118.445	158.528
Eggs, jumbo.....	01	710701	12/84	323.511	434.211	287.942	142.977	184.504
Eggs, extra large.....	01	710702	12/84	340.437	453.945	298.669	144.687	188.112
Eggs, large.....	01	710703		355.337	480.675	310.967	141.195	189.346
Eggs, medium.....	01	710704	12/84	357.401	449.738	269.315	129.614	181.028
Eggs, small.....	01	710705	12/84	282.594	291.813	148.922	102.173	127.412
Breaker stock and checks and undergrades.....	01	7108	12/91	454.506	654.742	387.959	93.400	176.032
Breaker stock.....	01	710801	12/91	439.274	633.146	372.177	91.806	172.435
Checks and undergrades.....	01	710802	12/91	619.196	888.547	556.227	111.945	216.894
Hay, hayseeds, and oilseeds.....	01	8		323.575	312.477	305.814	296.215	285.709
Hay and hayseeds.....	01	81		537.949	510.944	432.806	447.564	466.112
Hay and hayseeds.....	01	8101		537.949	510.944	432.806	447.564	466.112
Alfalfa hay.....	01	810101		613.824	521.546	477.099	488.145	440.306
All other hay.....	01	810102	09/15	156.157	172.676	132.275	138.855	171.585
Oilseeds.....	01	83		285.199	276.234	276.764	265.371	252.673
Oilseeds.....	01	8301		285.199	276.234	276.764	265.371	252.673
Peanuts.....	01	830111		133.195	130.072	125.371	127.592	141.091
Cottonseed.....	01	830121		296.649	276.061	270.901	263.511	220.982
Soybeans.....	01	830131		264.510	256.264	257.331	245.881	233.451
Flaxseed.....	01	830151	12/91	308.700	273.275	-	-	-
Sunflower.....	01	830161	12/91	336.732	352.167	331.760	322.499	295.403
Canola.....	01	830171	12/11	129.535	117.944	118.999	117.353	113.155
Miscellaneous oil crops.....	01	830181	09/15	171.073	172.062	172.020	171.074	171.074
Processed foods and feeds.....	02	-		259.661	261.267	260.036	259.714	259.484
Cereal and bakery products.....	02	1		332.368	331.551	330.180	332.235	331.705
Bakery products.....	02	11		349.368	350.986	351.260	352.025	353.887
Bread (white, wheat, rye, etc.), including frozen.....	02	1102	06/06	170.415	173.851	172.639	171.641	174.303
Bread (white, wheat, rye, etc.), including frozen.....	02	110201	06/06	170.415	173.851	172.639	171.641	174.303
White pan bread.....	02	11020111	12/11	140.789	140.564	140.376	140.765	141.534
White hearth bread (French, Italian, etc.).....	02	11020112	12/11	143.516	143.516	143.516	143.825	143.825
Dark wheat breads (whole wheat, cracked wheat, multigrain, etc.).....	02	11020113	12/11	132.502	136.674	134.327	136.449	138.702
Other variety breads (rye, unleavened, raisin, potato, self-rising, salt-free, canned, etc.).....	02	11020114	12/11	123.076	131.163	129.489	123.681	129.123
Rolls (bread-type), muffins, bagels, and croissants.....	02	1105		369.816	367.369	371.227	364.523	365.158
Rolls (bread-type), muffins, bagels, and croissants.....	02	110505	06/06	180.424	179.230	181.112	177.841	178.151
Rolls, hamburger and wiener.....	02	11050501	12/11	136.831	133.127	136.401	134.795	130.783
All other rolls, bread-type (incl. muffins, bagels, and croissants).....	02	11050502	12/11	146.256	147.965	147.725	144.237	148.552
Other sweet goods, excluding frozen.....	02	1107		380.129	381.552	383.143	389.593	389.593
Other sweet goods, excluding frozen.....	02	110703	06/99	236.321	237.206	238.195	242.205	242.205
Soft cakes, excluding frozen.....	02	1108		417.454	418.009	415.788	424.061	429.060
Soft cakes, excluding frozen.....	02	110803	06/99	214.122	214.406	213.267	217.511	220.075
Cookies, crackers, and related products.....	02	1121		262.988	262.988	263.034	269.085	269.085
Cookies, wafers, and ice cream cones and cups (excluding frozen).....	02	112103	06/83	259.111	259.111	259.111	268.396	268.396
Crackers, biscuits, and related products.....	02	112104	06/83	250.991	250.991	251.115	251.115	251.115
Saltines and all other crackers, cracker meal and crumbs, and biscuits.....	02	1121042	12/11	101.485	101.485	101.535	101.535	101.535

See footnotes at end of table.

Table 9. Producer price indexes for commodity and service groupings and individual items, not seasonally adjusted — Continued
 [June 2023, Index base 1982=100, unless otherwise indicated]

Title	Commodity code		Other index base	Unadjusted index ¹				
	Group code	Item code		Feb. 2023	Mar. 2023 ^P	Apr. 2023 ^P	May 2023 ^P	June 2023 ^P
Retail bakery products, excluding retail trade.....	02	1130	06/14	157.205	158.454	158.447	158.997	158.998
Retail bakery products, excluding retail trade.....	02	113001	06/14	157.205	158.454	158.447	158.997	158.998
Flour and flour base mixes and doughs.....	02	12		276.410	270.852	271.239	272.858	267.905
Wheat flour.....	02	1203		292.334	276.467	281.380	285.032	271.043
Wheat flour.....	02	120301	06/83	285.401	269.911	274.708	278.273	264.615
Flour base mixes and doughs.....	02	1204		263.327	263.302	261.294	261.814	261.711
Flour base mixes and doughs.....	02	120401	06/83	276.698	276.671	274.562	275.108	274.999
Prepared flour mixes, including refrigerated and frozen doughs and batters, made in flour mills.....	02	1204011	12/11	136.282	136.282	135.160	135.890	135.548
Flour mixes, excluding cake mixes, made from purchased flour.....	02	1204013	12/11	142.914	142.897	141.774	141.975	141.975
Milled rice and byproducts.....	02	13		304.442	305.568	304.604	302.088	300.457
Head rice.....	02	1301		322.364	322.656	321.936	318.661	316.574
Head rice.....	02	130106	06/03	312.155	312.437	311.740	308.569	306.547
Head rice not packaged with other ingredients.....	02	1301066	12/11	144.486	144.650	144.245	142.400	141.467
Milled rice (incl second heads, screenings, brewers, bran, sharps, rice flour, and byproducts).....	02	1302	06/84	179.010	180.275	179.506	178.436	177.719
Milled rice (incl second heads, screenings, brewers, bran, sharps, rice flour, and byproducts).....	02	130201	06/84	179.010	180.275	179.506	178.436	177.719
Cereal and pasta products.....	02	14		321.283	319.812	313.854	319.446	318.654
Dry macaroni, spaghetti, and egg noodle products, made from purchased flour.....	02	1402	06/85	313.705	313.705	287.205	287.205	287.205
Dry macaroni, spaghetti, and egg noodle products, made from purchased flour.....	02	140203	12/02	258.170	258.170	236.361	236.361	236.361
Dry macaroni, spaghetti, and egg noodle products, made from purchased flour.....	02	14020303	06/09	173.984	173.984	159.287	159.287	159.287
Cereal and mill products, other than flour.....	02	1409	06/85	298.430	296.748	295.749	302.140	301.235
Manufactured starch, made by wet milling.....	02	140907	06/85	388.234	390.739	389.681	389.542	388.827
Wheat mill products, corn mill products, and other grain mill products except flour.....	02	140908	06/98	273.767	269.154	266.907	267.386	260.983
Wheat mill products, except flour.....	02	1409081	12/09	169.276	170.746	165.261	164.740	156.715
Corn mill products.....	02	1409082	12/09	168.945	163.615	163.755	164.981	164.911
Other grain mill products.....	02	1409083	12/09	180.553	176.504	178.052	177.404	170.243
Breakfast cereal.....	02	140909	12/11	128.885	128.569	128.569	134.406	135.898
Meats, poultry, and fish.....	02	2		221.891	227.589	225.830	226.380	230.912
Meats.....	02	21		218.836	226.204	223.869	227.240	235.593
Beef and veal products, fresh or frozen.....	02	2101		259.299	271.281	273.564	282.285	300.055
Beef, fresh/frozen variety meats, not canned or made into sausage, made in slaughtering plants.....	02	210126	06/08	215.544	229.668	227.552	243.171	243.267
Beef, fresh/frozen whole/half carcass, not canned or made into sausage, misp.....	02	210131	06/08	171.729	173.494	182.354	175.295	200.188
Beef, fresh/frozen, primal and subprimal cuts, made in slaughtering plants.....	02	210133	12/95	223.565	234.410	235.775	244.302	259.465
Lamb/mutton, fresh or frozen, not canned or made into sausage, made in slaughtering plants.....	02	2103		481.584	484.129	477.266	477.266	473.009
Lamb/mutton, fresh or frozen, not canned or made into sausage, made in slaughtering plants.....	02	210321	12/88	385.201	387.236	381.747	381.747	378.342
Pork products, fresh, frozen, or processed, except sausage.....	02	2104		156.604	161.242	150.525	150.114	154.923
Pork, fresh/frozen, unprocessed, all cuts, except sausage, made in slaughtering plants.....	02	210444	06/01	100.795	102.321	89.749	89.372	94.813
Pork, processed or cured, not canned or made into sausage.....	02	210447	06/01	168.427	176.104	175.040	174.806	175.654
Pork, processed or cured, not canned or made into sausage, made in slaughtering plants.....	02	2104471	06/08	159.703	184.320	183.385	185.042	193.618
Pork, processed or cured, not canned or made into sausage, mfpc.....	02	2104472	06/08	153.331	155.562	154.573	153.845	152.483
Pork, sweet-pickled, dry-cured, or dry salt, not canned or made into sausage, mfpc.....	02	21044721	09/16	127.041	126.823	126.777	126.893	-
Smoked hams and picnics, excluding canned, made from purchased carcasses.....	02	21044722	12/11	127.264	144.879	144.352	143.191	143.758
Smoked slab bacon, made from purchased carcasses.....	02	21044723	09/16	147.356	138.838	127.758	131.470	129.733
Smoked sliced bacon, made from purchased carcasses.....	02	21044724	12/11	125.860	124.383	123.982	121.924	119.312
Other smoked pork, not canned or made into sausage, made from purchased carcasses.....	02	21044725	12/11	131.054	125.669	125.327	128.695	126.809
Boiled ham, barbecue pork, and other cooked pork, excluding canned meats and sausage, mfpc.....	02	21044726	12/11	124.761	120.344	121.301	121.542	121.562
Other meats, fresh, frozen, or canned.....	02	2105		216.005	220.742	222.584	224.091	225.767
Fresh/processed sausage, deli & cooked meats, etc.....	02	210503	06/01	202.048	206.024	205.324	199.981	200.763
Fresh and processed sausage, deli, and cooked meats, made in slaughtering plants.....	02	2105031	06/08	229.017	226.107	224.638	212.218	220.086
Fresh and processed sausage, deli, and cooked meats, mfpc.....	02	2105032	06/08	171.643	175.791	175.267	171.388	171.328
Fresh sausage (pork sausage, breakfast links, etc.), excluding canned, mfpc.....	02	21050321	12/11	147.522	156.445	152.760	143.733	144.662
Dry or semidry sausage (salami, cervelat, pepperoni, summer sausage, pork roll, etc), mfpc.....	02	21050322	12/11	137.630	139.315	140.705	139.221	138.756

See footnotes at end of table.

Table 9. Producer price indexes for commodity and service groupings and individual items, not seasonally adjusted — Continued
 [June 2023, Index base 1982=100, unless otherwise indicated]

Title	Commodity code		Other index base	Unadjusted index ¹				
	Group code	Item code		Feb. 2023	Mar. 2023 ^P	Apr. 2023 ^P	May 2023 ^P	June 2023 ^P
Frankfurters, including wieners, excluding canned, made from purchased carcasses.....	02	21050323	12/11	139.394	138.722	139.319	141.542	141.471
Other sausage (smoked or cooked) & jellied goods & similar preparations, excluding canned, mfpc.....	02	21050324	12/11	136.564	137.727	138.379	136.872	136.040
Boxed meat (beef, pork, lamb, etc.), made from purchased carcasses...	02	210504	06/08	132.399	132.661	136.145	137.001	135.490
Canned meats, excluding dog, cat, and baby food.....	02	210579	12/88	281.167	280.826	283.177	286.831	291.679
Frozen ground meat patties and other processed, frozen, or cooked meats, mfpc.....	02	210586	12/01	154.797	160.271	162.357	168.480	171.234
Processed poultry.....	02	22		179.964	182.266	181.753	178.455	177.849
Young chickens, including bulk, chilled, frozen, whole, and in parts.....	02	2203		186.766	191.912	195.205	196.945	195.960
Young chickens, including bulk, chilled, frozen, whole, and in parts.....	02	220333	12/90	184.504	189.587	192.840	194.559	193.586
Turkeys, including frozen, whole, and in parts.....	02	2206		276.599	246.883	230.042	209.658	192.403
Turkeys, including frozen, whole, and in parts.....	02	220611	12/90	274.542	245.407	228.331	208.099	190.972
Canned, cooked, smoked or prepared poultry.....	02	2208		136.298	145.494	145.008	139.963	145.202
Canned, cooked, smoked or prepared poultry.....	02	220811	12/90	112.000	119.557	119.158	115.012	119.317
Chicken hens and other poultry/small game.....	02	2209	12/90	113.908	113.930	113.947	113.611	113.677
Other poultry/small game (duck, goose, rabbit, etc.).....	02	220911	12/90	312.197	312.382	312.529	309.705	310.257
Unprocessed and prepared seafood.....	02	23		434.967	440.938	438.418	431.025	422.116
Unprocessed finfish.....	02	2301		750.009	832.762	723.908	865.261	713.036
Haddock.....	02	230101		249.501	267.835	222.462	438.144	261.215
Halibut.....	02	230102		873.394	1,212.204	1,084.181	630.982	652.816
Salmon.....	02	230103		603.847	630.189	593.552	-	-
Flounder.....	02	230131	12/91	112.096	197.057	161.164	185.865	191.720
Cod.....	02	230132	12/91	90.634	85.110	94.145	122.132	103.077
Pollock.....	02	230133	12/91	206.052	198.922	228.892	306.353	227.904
Tuna.....	02	230136	01/16	89.772	-	93.479	92.560	95.664
Other finfish.....	02	230199	12/91	582.704	697.655	457.745	572.383	461.277
Unprocessed shellfish.....	02	2305	12/91	301.599	301.638	319.643	266.363	281.840
Shrimp.....	02	230501	12/91	95.523	94.649	94.730	90.244	86.144
Crabs.....	02	230502	12/91	-	-	-	437.805	604.845
Lobsters.....	02	230503	12/91	261.494	262.876	317.237	219.994	175.640
Clams.....	02	230504	12/91	273.027	273.027	272.090	273.027	273.027
Oysters.....	02	230505	01/16	138.725	138.725	138.725	138.725	138.725
Sea scallops.....	02	230506	01/16	116.047	116.047	112.503	108.921	108.921
Mussels.....	02	230507	01/16	134.483	134.483	134.483	134.483	134.483
Prepared fresh and frozen seafood.....	02	2306	12/11	130.872	131.758	130.859	129.658	128.548
Prepared fresh fish/seafood, inc. surimi/surimi-based products.....	02	230601	12/11	142.817	141.757	138.157	136.999	136.774
Prepared frozen fish.....	02	230602	12/11	124.452	124.462	125.297	125.558	121.586
Prepared frozen shellfish.....	02	230603	12/11	134.960	134.854	132.315	124.513	122.460
Other prepared fresh and frozen seafood.....	02	230604	12/11	118.178	126.222	126.453	127.214	134.418
Dairy products.....	02	3		234.275	230.288	229.998	227.338	222.957
Fluid milk products.....	02	31		287.223	281.165	281.323	285.798	281.850
Packaged fluid milk and related products.....	02	3103	12/82	295.923	285.480	286.443	290.345	282.871
Fluid whole milk.....	02	310301		274.137	262.049	265.547	269.787	261.860
Reduced fat and lowfat milk (1/2-2).....	02	310302	12/82	309.994	300.006	299.741	306.756	296.152
Fat free or skim milk.....	02	310303	12/82	310.887	305.792	307.789	309.076	297.194
Other fluid milk related products, packaged, incl. cartons, bottles, cans, and dispenser cans.....	02	310304	12/82	318.564	307.651	305.662	305.545	305.086
Cottage cheese.....	02	3104	12/82	310.316	306.462	305.289	303.642	306.481
Cottage cheese.....	02	310401	12/82	310.316	306.462	305.289	303.642	306.481
Other milk products.....	02	3105	12/82	238.279	236.393	236.431	242.758	241.725
Other milk products.....	02	310501	12/82	238.279	236.393	236.431	242.758	241.725
Yogurt, excluding frozen.....	02	3105011	12/11	117.347	117.183	117.398	121.761	121.734
Other packaged milk products.....	02	3105012	12/11	146.306	143.652	143.293	144.741	143.166
Bulk fluid milk and cream.....	02	3106	12/91	215.305	214.465	213.260	215.025	215.010
Bulk fluid milk and cream.....	02	310601	12/91	215.305	214.465	213.260	215.025	215.010
Butter.....	02	32		174.770	171.041	169.443	173.883	171.203
Butter.....	02	3201		174.770	171.041	169.443	173.883	171.203
Butter.....	02	320114	06/84	174.428	170.707	169.111	173.543	170.868
Natural, processed, and imitation cheese.....	02	33		190.553	189.422	189.130	182.879	178.938
Natural cheese, except cottage cheese.....	02	3302		182.340	181.193	180.788	174.167	169.977
Natural cheese, except cottage cheese.....	02	330212	06/88	200.003	198.745	198.301	191.039	186.443
Natural cheese, except lowfat, shipped in consumer packages or containers (3 lbs or less).....	02	3302121	12/07	135.100	134.309	133.966	133.551	133.106
Natural cheese, except lowfat, shipped in packages or containers (more than 3 lbs) or bulk.....	02	3302122	12/07	99.355	98.918	98.889	92.735	88.708
Lowfat natural cheese, except cottage cheese, shipped in consumer packages (3 lbs. or less).....	02	3302123	06/10	120.560	120.450	120.552	120.186	120.091

See footnotes at end of table.

Table 9. Producer price indexes for commodity and service groupings and individual items, not seasonally adjusted — Continued
 [June 2023, Index base 1982=100, unless otherwise indicated]

Title	Commodity code		Other index base	Unadjusted index ¹				
	Group code	Item code		Feb. 2023	Mar. 2023 ^P	Apr. 2023 ^P	May 2023 ^P	June 2023 ^P
Lowfat natural cheese, except cottage cheese, shipped in packages (more than 3 lbs.) or in bulk.....	02	3302124	06/10	138.338	136.449	135.536	122.870	115.818
Processed cheese and related products.....	02	3303		185.655	185.825	185.985	182.531	180.693
Process cheese and related products.....	02	330312	06/88	197.335	197.515	197.684	194.014	192.060
Process cheese, shipped in consumer packages or containers (3 lbs. or less).....	02	3303121	06/10	125.111	126.974	128.406	125.039	124.674
All other process cheese and related products.....	02	3303122	06/10	142.818	141.349	140.260	138.555	136.342
Process cheese shipped in packages or containers (more than 3 lbs.) or in bulk.....	02	33031221	06/10	146.746	139.494	131.447	138.297	133.167
Cheese food, spread, and other related products.....	02	33031225	12/11	109.657	113.141	117.869	109.651	110.245
Cheese substitutes and imitations.....	02	3304	06/88	352.397	332.977	332.977	332.977	332.977
Cheese substitutes and imitations.....	02	330401	06/88	352.397	332.977	332.977	332.977	332.977
Raw liquid whey.....	02	3307	12/04	211.117	201.970	205.866	203.235	195.197
Raw liquid whey.....	02	330701	12/04	211.117	201.970	205.866	203.235	195.197
Ice cream and frozen desserts.....	02	34		282.466	282.651	284.914	284.785	284.975
Ice cream and frozen desserts.....	02	3402	06/83	278.662	278.845	281.077	280.950	281.138
Ice cream and frozen desserts.....	02	340201	06/83	278.662	278.845	281.077	280.950	281.138
Ice cream, excl. lowfat and nonfat (incl. custards), shipped in bulk (containers 3 gal or more).....	02	3402011	12/11	134.470	135.919	135.871	135.699	135.664
Ice cream, incl. custards (excl. lowfat and nonfat) shipped in sizes less than 3 gallons.....	02	3402012	12/11	127.468	127.412	129.136	129.075	128.946
Ice cream, including custards (excluding lowfat and nonfat), novelty forms.....	02	3402013	12/11	137.550	137.869	137.906	137.969	138.470
Ice cream, including custards, lowfat and nonfat.....	02	3402014	12/11	119.685	119.693	119.965	119.993	119.959
Frozen desserts containing fats other than butterfat (incl. soy, rice, almond, oats, etc.).....	02	3402016	12/22	104.136	104.253	104.180	104.440	105.433
Other frozen desserts (yogurt, sherbet, water ices, mellorine, frozen pudding, gelato, etc.).....	02	3402019	12/11	139.908	139.589	140.640	140.128	140.371
Dry, condensed, and evaporated milk products.....	02	35		194.619	186.415	185.207	179.304	172.713
Dry milk products, including feed grade.....	02	3502	12/83	170.705	161.435	161.390	154.318	146.799
Dry milk products, including feed grade.....	02	350201	12/83	170.705	161.435	161.390	154.318	146.799
Liquid milk products.....	02	3503	12/83	221.612	219.389	212.302	212.335	210.106
Consumer-type canned milk products.....	02	350301	12/83	280.392	279.930	280.000	279.904	279.490
Bulk liquid milk products, including feed grade.....	02	350303	12/83	146.132	142.140	127.751	127.921	123.864
Ice cream mixes and related products.....	02	3505	06/02	168.875	166.694	166.584	165.597	165.050
Ice cream mixes and related products.....	02	350502	06/02	168.875	166.694	166.584	165.597	165.050
Processed fruits and vegetables.....	02	4		271.096	273.060	273.640	277.438	277.613
Canned fruits and juices.....	02	41		279.847	285.562	286.046	288.308	288.703
Canned fruits, excluding baby foods.....	02	4101		294.053	296.963	295.668	301.212	301.894
Canned fruits, excluding baby foods.....	02	410105	12/87	259.026	261.589	260.449	265.332	265.933
Canned and fresh fruit juices, nectars, and concentrates.....	02	4102		278.108	285.600	287.138	287.530	287.766
Canned and fresh fruit juices, nectars, and concentrates.....	02	410239	12/87	228.936	235.103	236.370	236.692	236.886
Frozen fruits, juices and ades.....	02	42		245.027	244.574	257.095	250.797	248.122
Frozen fruits.....	02	4202		291.646	290.544	288.617	276.397	269.884
Frozen fruits.....	02	420209	12/90	275.259	274.219	272.400	260.866	254.720
Canned vegetables and juices.....	02	44		241.086	244.632	243.478	251.053	251.053
Canned vegetables and juices.....	02	4401		241.086	244.632	243.478	251.053	251.053
Canned vegetables.....	02	440102	12/87	272.671	280.120	277.169	281.038	281.162
Canned catsup and other tomato based sauces.....	02	440127	12/87	208.374	209.603	209.484	219.754	219.722
Frozen vegetables.....	02	45		289.054	289.412	290.232	291.520	292.710
Frozen potato products (French-fried, patties, puffs, etc.).....	02	4502	12/90	296.705	297.419	298.561	300.078	302.624
Frozen potato products (French-fried, patties, puffs, etc.).....	02	450202		373.684	374.583	376.022	377.932	381.138
Frozen vegetables, other than potato products.....	02	4505	12/90	193.153	193.095	193.385	194.080	193.742
Frozen vegetables, other than potato products.....	02	450509	06/97	189.690	189.633	189.918	190.600	190.268
Dried and dehydrated food.....	02	48	12/03	212.743	209.176	207.917	212.327	212.327
Dried and dehydrated food.....	02	4801	12/03	212.743	209.176	207.917	212.327	212.327
Dried and dehydrated food.....	02	480101	12/03	212.743	209.176	207.917	212.327	212.327
Soup mixes (including dried/dehydrated/freeze-dried) and bouillon.....	02	48010101	12/11	130.949	124.248	124.248	130.949	130.949
Dried and dehydrated fruits and vegetables, including freeze-dried.....	02	48010102	12/11	142.546	142.252	141.063	142.154	142.154
Sugar and confectionery.....	02	5		259.254	260.493	261.376	263.240	267.625
Raw cane sugar and sugar cane mill products and byproducts.....	02	52		226.548	231.686	231.119	225.399	240.827
Raw cane sugar and sugarcane mill products and byproducts.....	02	5201		226.548	231.686	231.119	225.399	240.827
Raw cane sugar and sugarcane mill products and byproducts.....	02	520106	12/03	209.119	213.862	213.338	208.059	222.299
Refined sugar products and byproducts.....	02	53		222.088	222.866	223.065	225.961	227.963
Refined sugar products and byproducts.....	02	5307	12/02	184.914	185.562	185.728	188.139	189.806
Refined granulated cane sugar and byproducts.....	02	530701	12/02	206.097	206.836	206.325	206.025	208.032
Beet sugar.....	02	530702	12/02	169.577	170.157	170.903	175.662	177.064

See footnotes at end of table.

Table 9. Producer price indexes for commodity and service groupings and individual items, not seasonally adjusted — Continued
 [June 2023, Index base 1982=100, unless otherwise indicated]

Title	Commodity code		Other index base	Unadjusted index ¹				
	Group code	Item code		Feb. 2023	Mar. 2023 ^P	Apr. 2023 ^P	May 2023 ^P	June 2023 ^P
Confectionery materials.....	02	54		247.178	249.378	251.575	257.767	260.360
Confectionery materials.....	02	5401		247.178	249.378	251.575	257.767	260.360
Corn sweeteners, made by wet milling.....	02	540107	06/85	277.405	278.153	278.187	287.692	290.828
Chocolate coatings, made from cacao beans.....	02	540108	06/83	213.753	217.654	220.748	221.191	223.110
Other chocolate and cocoa products, made from cacao beans.....	02	540109	06/83	306.247	312.649	321.080	323.906	326.655
Confectionery end products.....	02	55		300.677	301.396	302.264	303.203	308.176
Candy and nuts.....	02	5503	06/83	270.174	270.868	271.705	272.611	277.408
Chocolate and chocolate-type confectionery products.....	02	550301	06/83	272.191	272.472	272.961	273.376	277.802
Chocolate/chocolate-type confectionery prods, cacao beans.....	02	5503011	12/11	133.600	134.745	134.745	134.745	134.745
Chocolate/confectionery products, made from purchased chocolate, not retailed.....	02	5503014	12/11	116.949	116.898	117.149	117.362	119.634
Nonchocolate-type confectioneries.....	02	550302	06/83	272.929	275.566	275.752	275.836	277.601
Nuts and seeds (salted, roasted, cooked or blanched).....	02	550304	06/91	186.789	186.425	187.725	189.300	194.948
Nuts (salted, roasted, cooked, or blanched), sold in bulk.....	02	5503041	06/08	112.102	111.956	112.927	113.814	117.561
Canned nuts (salted, roasted, cooked, or blanched).....	02	5503042	06/08	128.943	131.730	127.964	130.991	130.991
All other packaged nuts, including all types of seeds (salted, roasted, cooked, or blanched).....	02	5503043	06/08	174.388	170.553	170.567	172.077	172.077
Other confectionery-type products.....	02	550305	06/91	220.790	222.675	222.675	222.675	222.675
Beverages and beverage materials.....	02	6		249.922	250.130	249.477	253.380	253.959
Alcoholic beverages.....	02	61		218.192	218.796	218.966	220.190	220.150
Malt beverages.....	02	6101		230.699	230.350	230.230	230.048	229.704
Bottled beer and ale.....	02	610101		201.540	200.821	200.682	200.722	200.420
Canned beer and ale.....	02	610103		241.468	241.041	240.497	240.369	240.471
Beer and ale in barrels and kegs.....	02	610105	06/82	313.745	313.541	314.031	313.464	312.315
All other malt beverages and brewing products.....	02	610108	12/03	109.473	109.647	109.333	109.459	109.562
Distilled and bottled liquor, excluding brandy.....	02	6102		200.294	202.738	202.433	207.073	207.073
Distilled liquor, excluding brandy.....	02	610202	12/11	107.099	109.838	109.838	109.838	109.838
Distilled whiskey, all other distilled liquor, excluding brandy.....	02	6102022	12/11	123.491	126.650	126.650	126.650	126.650
Bottled liquor, excluding brandy.....	02	610204	12/11	104.678	104.678	104.372	109.010	109.010
Bottled whiskey.....	02	6102041	06/12	102.604	102.604	102.604	109.408	109.408
Bottled gin, vodka, rum, cordials, cocktails, and similar compounds.....	02	6102042	06/12	105.658	105.658	104.849	106.334	106.334
Wines, brandy, and brandy spirits.....	02	6104	12/83	204.916	205.499	206.270	207.040	207.323
Wines, brandy, and brandy spirits.....	02	610441	06/06	130.687	131.059	131.551	132.042	132.223
Wines, white, red & rose grape, and other fruit, 14 percent or less alcohol.....	02	6104411	12/11	114.971	115.341	115.774	116.219	116.329
Wines, white grape, 14 percent or less alcohol content.....	02	61044111	12/11	115.642	116.162	116.488	116.897	116.847
Wines, red grape, 14 percent or less alcohol content.....	02	61044112	12/11	111.693	111.915	112.471	112.967	113.239
Wines, rose grape & other fruits & berries, 14 percent or less alcohol.....	02	61044113	12/11	142.981	143.268	143.268	143.271	143.271
Wines, dessert, effervescent, and wine coolers.....	02	6104412	12/11	123.158	123.688	124.016	124.293	124.293
Other wines, brandy, and brandy spirits.....	02	6104413	12/11	149.547	149.169	149.817	150.313	151.411
Soft drinks.....	02	62		281.191	281.169	278.545	287.831	289.463
Soft drinks, non-carbonated and bottled water.....	02	6206		244.310	245.039	240.031	258.744	258.898
Bottled water, non-carb, processed or pasteurized.....	02	620608	12/03	116.970	118.426	117.985	119.752	117.381
Soft drinks, non-carbonated.....	02	620609		268.544	267.985	260.075	289.486	292.658
Soft drinks, non-carbonated, all other types.....	02	6206093	12/07	132.161	131.868	132.045	130.721	131.614
Soft drinks, non-carbonated, fruit drinks, cocktails, ades.....	02	6206094	12/11	143.353	143.065	136.391	161.610	163.705
Soft drinks, bottle/can, carbonated, all types.....	02	6210	12/11	163.905	163.524	163.336	163.509	165.083
Soft drinks, bottle/can, carbonated, all types.....	02	621001	12/11	163.905	163.524	163.336	163.509	165.083
Packaged beverage materials.....	02	63		236.345	235.649	236.207	236.792	236.574
Coffee (whole bean, ground, & instant).....	02	6301		240.702	239.662	240.495	241.075	240.862
Coffee, concentrated, including coffee substitutes.....	02	630103		196.130	196.130	196.130	196.130	196.130
Roasted coffee.....	02	630104	06/88	212.185	211.242	211.997	212.523	212.330
Tea in consumer packages, exc. canned ice tea.....	02	6303		212.681	214.619	213.075	213.716	213.452
Tea in consumer packages, exc. canned ice tea.....	02	630313	12/85	180.344	181.987	180.678	181.221	180.998
Other beverage materials.....	02	64		326.085	326.123	328.868	327.425	328.262
Other beverage materials.....	02	6401		326.085	326.123	328.868	327.425	328.262
Malt and malt byproducts.....	02	640101		165.276	165.413	165.413	170.121	168.990
Liquid beverage bases, excluding use by soft drink bottlers.....	02	640109	12/85	313.173	313.173	321.976	313.173	316.862
Fats and oils.....	02	7		395.537	378.230	358.921	345.701	325.041
Shortening, cooking oil, and margarine.....	02	78		380.247	371.805	368.956	358.554	351.126
Shortening, cooking oil, and margarine.....	02	7801		380.247	371.805	368.956	358.554	351.126
Margarine, butter blends, and butter substitutes.....	02	780109		420.432	420.051	422.806	-	-
Shortening and cooking oils.....	02	780115	12/11	124.197	120.802	119.451	115.234	112.223
Other oilseed processing.....	02	7A	12/04	352.289	332.992	299.842	293.525	277.350
Other oilseed processing.....	02	7A01	12/04	352.289	332.992	299.842	293.525	277.350
Cotton linters.....	02	7A0104	12/11	66.610	66.510	63.689	60.504	59.866

See footnotes at end of table.

Table 9. Producer price indexes for commodity and service groupings and individual items, not seasonally adjusted — Continued

[June 2023, Index base 1982=100, unless otherwise indicated]

Title	Commodity code		Other index base	Unadjusted index ¹				
	Group code	Item code		Feb. 2023	Mar. 2023 ^P	Apr. 2023 ^P	May 2023 ^P	June 2023 ^P
Cottonseed cake, meal, hulls, and other byproducts.....	02	7A0105	12/11	126.657	125.593	125.042	118.818	113.688
Cottonseed cake and meal.....	02	7A01051	12/11	136.793	136.237	134.777	129.002	127.128
Other crude and refined vegetable oils and other vegetable mill products.....	02	7A0106	12/11	195.929	196.102	197.115	195.138	194.225
Other crude vegetable oils, including linseed, peanut, sunflower, safflower, etc.....	02	7A01061	12/11	237.979	234.209	238.218	237.182	237.182
Other vegetable oil mill products, including all oil seed cake and meal.....	02	7A01063	12/11	116.799	119.194	118.584	117.013	115.919
Corn oil, crude and refined.....	02	7B	01/16	238.370	220.135	214.018	189.130	—
Corn oil, made by wet milling.....	02	7B01	01/16	238.370	220.135	214.018	189.130	—
Corn oil, made by wet milling.....	02	7B0101	01/16	238.370	220.135	214.018	189.130	—
Miscellaneous processed foods.....	02	8		289.360	293.204	294.676	291.407	288.156
Canned jams, jellies, and preserves.....	02	81		243.148	243.291	243.071	243.160	243.589
Canned jams, jellies, and preserves.....	02	8101		243.148	243.291	243.071	243.160	243.589
Canned jams, jellies, and preserves.....	02	810102	12/87	215.207	215.334	215.139	215.217	215.597
Pickles and other pickled products, including horseradish.....	02	82		311.851	311.851	311.851	311.851	308.899
Pickles and other pickled products.....	02	8201		311.851	311.851	311.851	311.851	308.899
Pickles and other pickled products, including horseradish.....	02	820106	12/86	278.727	278.727	278.727	278.727	276.088
Specialty canning.....	02	84		323.531	327.130	330.745	330.778	330.778
Specialty canning.....	02	8401		323.531	327.130	330.745	330.778	330.778
Canned dry beans.....	02	840102	12/82	203.919	222.906	222.420	222.602	222.602
Canned soups and stews, excluding frozen and seafood.....	02	840104	12/82	447.149	447.493	447.493	447.493	447.493
Canned baby foods and other canned specialties/nationality foods.....	02	840105	06/08	147.564	147.574	154.673	154.673	154.673
Frozen specialty food.....	02	85		227.261	229.614	230.138	231.990	231.905
Frozen specialty food.....	02	8501		227.261	229.614	230.138	231.990	231.905
Frozen cakes, pies, and other pastries.....	02	850109	12/82	332.404	342.520	343.473	343.326	343.326
Frozen dinners (beef, pork, and poultry pies) and nationality foods, incl. frozen pizza.....	02	850111	12/82	183.716	183.521	183.997	186.471	186.360
Other frozen specialties, incl. all whipped topping, waffles, soups, etc., excluding seafood.....	02	850113	12/82	277.766	284.807	284.885	284.881	284.881
Prepared sauces, except tomato.....	02	86		235.643	235.640	240.978	240.981	239.520
Prepared sauces, excluding tomato-based sauces and sauces comprised of 20 percent or more meat.....	02	8601		235.643	235.640	240.978	240.981	239.520
Prepared sauces, excluding tomato-based sauces and sauces comprised of 20 percent or more meat.....	02	860103	12/86	195.431	195.428	199.856	199.858	198.646
Other miscellaneous processed foods.....	02	89		306.602	309.251	309.410	316.006	315.042
Other miscellaneous processed foods.....	02	8901		306.602	309.251	309.410	316.006	315.042
Mayonnaise, salad dressings, and sandwich spreads.....	02	890102	12/86	295.725	300.118	300.118	299.280	298.079
Dry mix food preparations.....	02	890148	06/91	161.087	161.087	161.162	161.162	161.203
Perishable non-frozen prepared food, including tortillas.....	02	890149	06/91	187.832	185.011	185.095	191.279	189.961
Perishable prepared foods.....	02	8901492	12/07	133.883	131.079	131.062	136.494	135.336
Flavoring extracts, emulsions, liquid flavors, and food colorings.....	02	890151	12/85	345.695	345.695	346.001	346.001	346.001
Other flavoring agents, except chocolate syrup.....	02	890154	12/00	163.233	171.112	171.112	171.112	171.112
Soft drink flavoring syrup, sold in bulk.....	02	89015411	12/11	155.620	155.620	155.620	155.620	155.620
Other flavoring agents (except chocolate syrups).....	02	89015412	12/11	131.267	131.146	131.146	131.146	131.146
Table salt (evaporated), pepper (white and black), and other spices.....	02	890156	06/91	279.957	280.136	280.119	280.119	280.944
Pepper and other spices in commercial sizes (1 lb or more).....	02	8901566	05/17	110.315	110.315	110.315	110.315	111.511
Peanut butter.....	02	890158	06/91	158.976	159.693	159.904	160.214	166.379
Ice.....	02	890161	12/85	291.943	294.756	295.053	302.007	302.007
Dairy product substitutes.....	02	890162	06/92	191.978	192.002	192.002	191.986	196.980
Dry, condensed, and evaporated dairy product substitutes.....	02	8901621	12/09	127.527	127.504	127.497	127.473	134.721
Liquid dairy product substitutes.....	02	8901622	12/09	126.877	126.925	126.931	126.931	126.931
Chips (potato, corn, etc.).....	02	890172	12/85	278.937	285.207	285.238	298.058	297.914
Potato chips and sticks, plain and flavored.....	02	8901721	12/07	155.025	155.508	155.508	166.224	165.678
Corn chips and related products.....	02	8901722	12/07	196.954	206.365	206.430	206.430	206.430
Other chips, sticks (hard pretzels, bacon rinds, popcorn (except candied), etc.).....	02	8901723	12/07	173.208	176.220	176.220	188.480	188.958
Vinegar and cider.....	02	890174	12/85	195.158	195.158	203.233	203.233	203.233
Other food preparations.....	02	890175	12/85	315.466	310.480	310.688	311.290	296.136
Prepared animal feeds.....	02	9		258.394	260.616	257.451	253.847	250.752
Soybean cake, meal, and other byproducts.....	02	92		159.176	158.391	154.520	152.665	148.793
Soybean cake, meal, and byproducts.....	02	9201		159.176	158.391	154.520	152.665	148.793
Soybean cake, meal, and byproducts.....	02	920112	12/04	194.155	193.197	188.475	186.214	181.490
Soybean cake and meal.....	02	9201121	12/09	106.153	106.551	103.818	102.547	100.714
Other soybean products, including isolates and concentrates.....	02	9201122	12/09	216.678	202.154	199.094	197.072	180.853
Formula feeds.....	02	93		295.272	292.850	289.747	284.488	278.510
Formula feeds.....	02	9301		295.272	292.850	289.747	284.488	278.510

See footnotes at end of table.

Table 9. Producer price indexes for commodity and service groupings and individual items, not seasonally adjusted — Continued
 [June 2023, Index base 1982=100, unless otherwise indicated]

Title	Commodity code		Other index base	Unadjusted index ¹				
	Group code	Item code		Feb. 2023	Mar. 2023 ^P	Apr. 2023 ^P	May 2023 ^P	June 2023 ^P
Chicken and turkey feed, supplements, concentrates, and premixes.	02	930102	12/86	301.282	301.270	299.435	293.048	285.247
Dairy cattle feed, supplements, concentrates, and premixes.	02	930110	12/11	142.500	138.191	135.399	130.690	125.082
Swine feed, supplements, concentrates, and premixes.	02	930115	12/11	125.476	125.703	125.059	124.419	124.538
Beef cattle feed, supplements, concentrates, and premixes.	02	930117	12/11	133.885	131.986	129.791	128.343	126.495
Poultry, exc. chicken and turkey, and livestock, exc. cattle and swine, feed.	02	930118	12/86	359.967	358.858	355.400	354.481	354.515
Miscellaneous feedstuffs.	02	94		337.767	345.541	342.179	338.075	336.965
Pet food.	02	9402		340.023	359.524	359.495	359.456	359.340
Dog and cat food.	02	940202	12/85	291.301	309.644	309.645	309.646	309.642
Dog food.	02	9402021	12/10	149.808	157.295	157.296	157.297	157.294
Canned dog food.	02	94020211	12/10	159.923	182.565	182.565	182.565	182.565
Dry and semi moist dog food.	02	94020214	12/11	139.972	144.251	144.252	144.253	144.250
Cat food.	02	9402022	12/10	150.231	164.337	164.337	164.337	164.337
Canned cat food.	02	94020224	12/11	157.498	166.326	166.326	166.326	166.326
Dry and semi moist cat food.	02	94020225	12/10	137.638	151.926	151.926	151.926	151.926
Pet (excluding dog and cat), laboratory, and fur animal feed.	02	940203	12/85	286.278	281.359	280.990	280.509	279.173
Miscellaneous feedstuffs other than pet food.	02	9403		325.007	321.514	315.127	307.330	305.322
Meat meal and meat and bone meal.	02	940301		214.331	219.444	234.101	231.750	228.621
Wet process corn byproducts.	02	940317	06/85	234.782	244.347	243.560	229.308	224.479
Other animal feeds, including fertilizer byproducts and feather.	02	940325	12/97	224.341	226.806	227.276	223.951	221.188
Animal and marine feed and fertilizer byproducts, except meat and bone meal.	02	9403252	06/09	112.938	119.225	118.883	118.491	116.095
Other prepared animal feeds, including feeding materials and adjuncts.	02	9403253	06/09	137.898	135.302	136.063	132.974	132.095
Miscellaneous byproducts of slaughtering plants.	02	940333	06/01	568.540	542.491	512.826	500.493	502.783
Distillers' dried grains (dark and light) and dried solubles.	02	940334	12/22	100.029	100.366	99.946	99.668	98.359
Textile products and apparel.	03	—		185.049	184.694	184.528	183.912	183.726
Synthetic fibers.	03	1		164.698	164.259	164.290	162.324	160.966
Unprocessed filament yarns.	03	15		170.659	170.204	170.236	168.198	166.792
Noncellulosic and cellulosic organic fibers.	03	1504	05/22	105.227	104.947	104.967	103.710	102.843
Noncellulosic fibers.	03	150401		156.091	156.052	155.358	153.098	151.988
Noncellulosic organic fibers.	03	1504014	06/05	138.852	138.807	138.011	135.420	134.147
Polyester manufactured fibers.	03	15040147	06/11	127.267	125.948	124.904	123.460	121.569
Other noncellulosic organic fibers, incl. polyamide, polyolefin, and producer-textured.	03	15040149	06/11	127.354	127.967	127.397	124.545	123.747
Processed yarns and threads.	03	2		180.360	179.964	178.182	176.375	176.906
Yarns.	03	26		174.048	173.630	171.869	170.083	170.608
Spun cotton yarns.	03	2601		152.629	152.354	152.297	151.963	152.733
Spun cotton yarns.	03	260115	05/22	80.981	80.835	80.805	80.628	81.037
Spun synthetic yarns.	03	2603		160.048	161.431	161.431	161.431	161.676
Spun synthetic yarns.	03	260304	12/94	143.456	144.696	144.696	144.696	144.915
Textured and twisted yarns.	03	2604	12/88	185.286	184.373	180.493	177.346	178.163
Textured and twisted yarns.	03	260405	05/22	98.097	97.613	95.559	93.893	94.325
Other spun noncellulosic and natural fiber (excluding cotton and wool) yarns.	03	2607	06/08	138.537	138.537	139.289	137.477	135.843
Other spun noncellulosic and natural fiber (excluding cotton and wool) yarns.	03	260701	06/08	138.537	138.537	139.289	137.477	135.843
Greige fabrics.	03	3		168.762	170.246	171.249	170.729	170.868
Greige broadwoven fabrics.	03	37		169.450	171.697	173.971	174.129	174.279
Greige manmade, silk, and other natural fiber (exc cotton/wool) broadwoven fabrics.	03	3703		168.537	169.027	169.004	168.654	168.678
Greige manmade, silk, and other natural fiber (exc cotton/wool) broadwoven fabrics.	03	370304	12/94	148.095	148.525	148.505	148.198	148.219
Greige knit fabrics.	03	38		197.051	197.325	197.325	195.890	196.255
Weft (circular) knit fabrics, greige goods (excluding hosiery).	03	3803		177.319	177.319	177.319	175.692	175.113
Weft (circular) knit fabrics, greige goods (excluding hosiery).	03	380301		177.319	177.319	177.319	175.692	175.113
Warp knit fabrics, greige goods (excluding hosiery).	03	3804		225.257	225.815	225.815	224.510	225.830
Warp knit fabrics, greige goods (excluding hosiery).	03	380401		225.257	225.815	225.815	224.510	225.830
Tire cord and tire fabric.	03	39	06/84	152.407	152.407	150.468	148.565	148.565
Tire cord and tire fabrics.	03	3901	06/84	152.407	152.407	150.468	148.565	148.565
Tire cord and tire fabrics.	03	390101	06/84	152.407	152.407	150.468	148.565	148.565
Finished fabrics.	03	4		204.265	204.324	204.158	203.689	203.386
Finished broadwoven fabrics.	03	42		224.586	225.277	225.578	222.479	219.706
Finished cotton broadwoven fabrics.	03	4201		220.645	221.078	218.134	217.403	216.582
Finished cotton broadwoven fabrics.	03	420104	12/94	195.377	195.761	193.153	192.506	191.779
Finished manmade, silk, and other natural fiber (exc. cotton and wool) broadwoven fabrics.	03	4203		229.751	230.630	232.833	228.182	224.116

See footnotes at end of table.

Table 9. Producer price indexes for commodity and service groupings and individual items, not seasonally adjusted — Continued

[June 2023, Index base 1982=100, unless otherwise indicated]

Title	Commodity code		Other index base	Unadjusted index ¹				
	Group code	Item code		Feb. 2023	Mar. 2023 ^P	Apr. 2023 ^P	May 2023 ^P	June 2023 ^P
Finished manmade, silk, and other natural fiber (exc. cotton and wool) broadwoven fabrics.....	03	420306	12/94	189.154	189.878	191.691	187.862	184.515
Finished manmade, silk, & natural fiber (exc cotton/wool) broadwoven, finished in weaving mills.....	03	4203061	06/10	123.407	123.478	123.483	123.690	123.690
Finished manmade fiber, silk and other natural fiber broadwoven fabrics, finishing mill.....	03	4203062	06/10	179.219	180.239	182.939	177.057	172.066
Woven and braided narrow fabrics.....	03	44		262.062	262.393	260.319	260.319	260.319
Woven and braided narrow fabrics.....	03	4402	06/84	262.062	262.394	260.320	260.320	260.320
Woven narrow fabrics (12 inches or less in width).....	03	440204	12/89	222.625	223.033	220.955	220.955	220.955
Braided narrow fabrics (12 inches or less in width).....	03	440205	12/08	225.497	225.066	225.066	225.066	225.066
Nonwoven fabrics and felts.....	03	45		208.597	207.814	207.229	206.789	206.410
Nonwoven fabrics and felts.....	03	4503		208.597	207.814	207.229	206.789	206.410
Nonwoven fabrics.....	03	450321		207.230	206.049	205.795	205.584	205.625
Pressed, punched, or needled felts, excluding hats.....	03	450333	12/01	141.829	145.658	141.726	138.974	134.217
Coated fabrics, not rubberized.....	03	46	06/85	257.786	259.086	258.326	257.956	260.143
Coated fabrics, not rubberized.....	03	4601	06/85	257.786	259.086	258.326	257.956	260.143
Vinyl coated fabrics, including expanded vinyl coated.....	03	460102	06/85	245.972	245.976	245.924	244.983	245.208
Coated or laminated fabrics and coated yarns, incl. impregnated fabrics.....	03	460103	06/85	266.636	268.498	267.431	267.293	270.332
Screen printed textile materials, embroideries, and lace goods.....	03	47	06/85	220.458	220.484	220.740	221.190	221.190
Screen printed textile and apparel materials and embroideries.....	03	4701	06/85	220.735	220.762	221.019	221.472	221.472
Embroideries (excluding Schiffli machine products) and embroidery contractors.....	03	470103	12/11	129.277	129.277	129.369	129.369	129.369
Screen printing on garments, apparel accessories, and other fabric articles, excluding labels.....	03	470108	12/85	221.126	221.159	221.441	221.900	221.900
Knit fabrics, finished in knitting mills.....	03	48	12/03	171.037	171.673	171.925	171.861	171.799
Weft (circular) knit fabrics, knit and finished in the same establishment (excluding hosiery).....	03	4801	12/03	198.555	198.555	199.988	198.801	198.801
Weft (circular) knit fabrics, knit and finished in the same establishment (excluding hosiery).....	03	480101	12/03	198.555	198.555	199.988	198.801	198.801
Warp knit goods, knit and finished in the same establishment.....	03	4802	12/03	149.275	150.501	149.685	150.641	150.522
Warp knit goods, knit and finished in the same establishment.....	03	480201	12/03	149.275	150.501	149.685	150.641	150.522
Warp knit fabrics, knit and finished in same establishment.....	03	4802011	06/08	166.439	167.833	166.905	167.992	167.856
Apparel & other fabricated textile prods.....	03	8		176.471	176.667	176.683	177.074	177.353
Apparel.....	03	81		155.750	155.790	155.818	156.773	157.030
Miscellaneous apparel and accessories.....	03	8104	12/83	223.364	223.382	223.533	223.840	224.031
Men's and boys' fabric, straw, and felt hats, made from purchased materials.....	03	810414	12/09	168.253	168.253	168.253	168.253	168.253
Hat bodies and fabric caps, made from purchased materials.....	03	810416	12/09	183.434	183.434	183.434	186.260	186.260
Gloves and mittens, made from purchased materials.....	03	810424	12/11	146.705	146.705	147.693	147.693	149.502
Leather and sheep-lined apparel, made from purchased materials.....	03	810428	12/03	197.556	197.853	198.676	198.676	198.676
Apparel and accessories, n.e.c.....	03	810441	12/85	189.250	189.250	189.250	189.250	189.250
All other cut and sew apparel, made from purchased materials.....	03	81044118	12/22	-	-	-	-	103.196
Fabricated apparel accessories.....	03	8104412	06/09	144.971	144.971	144.971	144.971	144.971
All other apparel accessories, made from purchased materials.....	03	81044125	12/11	138.157	138.157	138.157	138.157	138.157
Women's, girls', and infants' cut and sew apparel.....	03	8106	12/03	106.823	106.824	106.824	107.081	107.461
Women's and girls' blouses and shirts, made from purchased fabrics.....	03	810603	12/22	100.000	100.000	100.000	100.000	100.000
Women's and girls' dresses, made from purchased fabrics.....	03	810611	12/03	98.763	98.763	98.763	98.827	98.827
Women's and girls' lingerie and nightwear, made from purchased fabrics.....	03	810647		160.365	160.365	160.365	162.121	162.121
Women's and girls' other outerwear, made from purchased fabrics.....	03	810661	12/22	100.063	100.066	100.066	100.659	100.852
Men's and boys' cut and sew apparel.....	03	8107	12/03	135.733	135.886	135.878	139.063	139.125
Men's and boys' pants, except work pants, made from purchased fabrics.....	03	810703	12/22	100.000	100.000	100.000	100.000	-
Men's and boys' work clothing, made from purchased fabrics.....	03	810713	12/22	100.675	100.675	100.675	102.918	102.918
Men's and boys' shirts, except work shirts, made from purchased fabrics.....	03	810723	12/22	100.000	100.000	100.000	100.000	100.000
Men's and boys' suits, coats, and overcoats, made from purchased fabrics.....	03	810735	12/13	118.405	118.754	118.754	124.565	124.565
Men's and boys' other outerwear, made from purchased fabrics.....	03	810744	12/22	101.191	101.191	101.135	101.167	101.167
Men's and boys' nightwear, robes, and underwear, made from purchased fabrics.....	03	810761	12/03	161.145	161.145	161.145	161.145	161.145
Apparel made in knitting mills.....	03	8108	12/03	123.832	123.832	123.842	123.869	123.869
Knit outerwear, underwear, and nightwear, made in knitting mills.....	03	810808	05/16	112.457	112.457	112.457	112.457	-
Hosiery and socks.....	03	810831	05/20	106.766	106.766	106.777	106.809	106.809
Textile house furnishings.....	03	82		182.368	182.661	182.500	182.454	182.547
Textile house furnishings.....	03	8203	06/83	196.433	196.749	196.575	196.526	196.626
Curtains and draperies, made from purchased materials.....	03	820304	12/05	150.908	150.908	150.908	150.908	150.908
Other textiles, including towels and bed textiles.....	03	820312	06/05	145.901	146.223	146.046	145.996	146.098
Fabricated textile products, made in weaving mills.....	03	8203121	06/11	105.524	104.769	101.695	101.310	102.096

See footnotes at end of table.

Table 9. Producer price indexes for commodity and service groupings and individual items, not seasonally adjusted — Continued

[June 2023, Index base 1982=100, unless otherwise indicated]

Title	Commodity code		Other index base	Unadjusted index ¹				
	Group code	Item code		Feb. 2023	Mar. 2023 ^P	Apr. 2023 ^P	May 2023 ^P	June 2023 ^P
Other household textile products.....	03	8203122	06/11	131.193	131.609	131.828	131.828	131.828
Bedspreads, made from purchased materials.....	03	82031221	12/11	139.542	139.542	139.542	139.542	139.542
Sheets and pillowcases, made from purchased materials.....	03	82031223	12/11	157.610	157.610	157.610	157.610	157.610
Other household furnishings, made from purchased materials.....	03	82031226	12/11	126.084	126.555	126.803	126.803	126.803
Industrial and other fabricated products.....	03	83		216.263	216.617	216.695	216.663	217.071
Industrial and other fabricated products.....	03	8303		215.418	215.770	215.847	215.816	216.222
Rope, cordage, and twine.....	03	830321	06/12	135.373	135.205	135.285	135.480	135.214
All other textile bags.....	03	830334	06/10	153.009	153.009	153.011	152.001	160.358
Canvas and related products.....	03	830345	06/03	180.663	180.663	180.754	180.754	180.754
All other fabricated textile products, excluding trimming and findings.....	03	830351	12/85	169.447	169.600	169.635	169.635	169.635
All other miscellaneous fabricated textile products.....	03	8303516	09/18	126.590	126.762	126.802	126.802	126.802
Trimming and findings, excluding automobile and apparel.....	03	830361	12/06	195.251	210.713	210.713	210.713	210.713
Miscellaneous textile products/services.....	03	9	06/85	200.626	193.448	193.702	193.702	193.538
Miscellaneous textile products/services.....	03	94	09/18	137.090	132.185	132.359	132.359	132.247
Miscellaneous textile products/services.....	03	9401	09/18	137.090	132.185	132.359	132.359	132.247
Textile and fabric finishing, except broadwoven.....	03	940103	12/01	166.108	166.636	167.165	167.165	166.824
Hides, skins, leather, and related products.....	04	—		177.599	178.179	178.321	178.472	177.332
Hides and skins, incl. cattle.....	04	1		110.604	112.038	111.506	112.396	107.927
Hides and skins, incl. cattle.....	04	19	06/01	50.637	51.293	51.050	51.457	49.411
Hides, skins, and pelts, made in slaughtering plants.....	04	1901	06/01	50.637	51.293	51.050	51.457	49.411
Hides, skins, and pelts, made in slaughtering plants.....	04	190108	06/01	50.637	51.293	51.050	51.457	49.411
Leather.....	04	2		199.366	200.963	200.889	200.306	199.321
Finished and unfinished leather.....	04	27	12/97	109.293	110.168	110.128	109.808	109.268
Finished and unfinished leather.....	04	2701	12/97	109.293	110.168	110.128	109.808	109.268
Finished and unfinished leather.....	04	270102	12/03	91.169	91.899	91.865	91.599	91.148
Footwear.....	04	3		250.007	249.393	250.779	250.779	250.779
Men's nonathletic footwear.....	04	31		291.951	290.825	292.929	292.929	292.929
Men's footwear (size 6 and larger), excluding athletic.....	04	3105	12/93	203.598	202.813	204.280	204.280	204.280
Men's footwear (size 6 and larger), excluding athletic.....	04	310501	12/93	203.751	202.966	204.434	204.434	204.434
Women's nonathletic footwear.....	04	32		192.136	192.097	193.027	193.027	193.027
Women's footwear (size 4 and larger), excluding athletic.....	04	3205	12/93	150.217	150.187	150.914	150.914	150.914
Women's footwear (size 4 and larger), excluding athletic.....	04	320501	12/93	150.135	150.105	150.831	150.831	150.831
Other footwear including slippers.....	04	39	12/02	172.660	172.660	172.660	172.660	172.660
Other footwear, excluding rubber and plastic soled footwear.....	04	3901	12/02	172.660	172.660	172.660	172.660	172.660
Other footwear, excluding rubber and plastic soled footwear.....	04	390104	12/11	153.462	153.462	153.462	153.462	153.462
Other leather and related products.....	04	4		215.993	216.070	216.116	216.134	217.219
Luggage and small leather goods.....	04	41		192.617	192.733	192.810	192.841	194.664
Luggage and small leather goods.....	04	4101		192.617	192.733	192.810	192.841	194.664
Luggage (including suitcases, travel bags, backpacks, and other types).....	04	410112	12/84	146.524	146.524	146.524	146.524	149.122
Women's and children's handbags and purses.....	04	410128	06/82	196.367	196.544	196.628	196.628	196.865
Personal leather goods (excluding women's handbags and purses).....	04	410132	06/82	200.625	201.322	202.053	202.595	202.595
Leather and leather-like goods, n.e.c.....	04	45	06/85	230.472	230.489	230.489	230.489	230.479
Leather and leather-like goods, n.e.c.....	04	4501	06/85	230.472	230.489	230.489	230.489	230.479
All other leather goods.....	04	450101	06/85	256.271	256.291	256.291	256.291	256.278
Boot and shoe cut stock and findings.....	04	4501011	12/11	118.639	118.726	118.726	118.726	122.744
All other miscellaneous leather goods.....	04	4501014	12/11	156.252	156.252	156.252	156.252	155.597
Leather belts, made from purchased materials.....	04	450111	06/85	176.127	176.127	176.127	176.127	176.127
Fuels and related products and power.....	05	—		244.528	236.204	234.156	223.852	225.294
Coal.....	05	1		291.332	279.698	291.519	296.224	300.211
Coal.....	05	13		291.332	279.698	291.519	296.224	300.211
Coal.....	05	1301		291.332	279.698	291.519	296.224	300.211
Unprepared bituminous coal and lignite (utility sold).....	05	130101		177.963	176.944	174.459	179.626	175.052
Unprepared bituminous coal and lignite from surface mine (utility sold).....	05	1301011	06/08	147.119	142.352	143.147	143.941	141.673
Unprepared bituminous coal and lignite from underground mine (utility sold).....	05	1301012	12/22	104.521	107.558	103.459	109.716	105.628
Prepared bituminous coal and lignite (utility sold).....	05	130102	12/01	328.884	311.672	330.796	337.162	346.863
Prepared bituminous coal & lignite, from surface mine (utility sold).....	05	1301021	06/08	184.963	163.291	173.558	176.887	179.455
Prepared bituminous coal & lignite, from underground mine (utility sold).....	05	1301022	06/08	187.476	184.326	195.499	199.267	206.401
Coal exports.....	05	130103	12/22	99.323	96.333	95.919	95.939	96.511
Coal non-utility sold (including anthracite).....	05	130104	12/86	354.190	356.914	368.616	364.404	342.566

See footnotes at end of table.

Table 9. Producer price indexes for commodity and service groupings and individual items, not seasonally adjusted — Continued

[June 2023, Index base 1982=100, unless otherwise indicated]

Title	Commodity code		Other index base	Unadjusted index ¹				
	Group code	Item code		Feb. 2023	Mar. 2023 ^P	Apr. 2023 ^P	May 2023 ^P	June 2023 ^P
Gas fuels.....	05	3		150.266	119.299	104.944	99.474	93.227
Natural gas.....	05	31		118.188	88.073	76.308	77.543	73.439
Natural gas.....	05	3101		118.188	88.073	76.308	77.543	73.439
Natural gas.....	05	310105	06/96	149.793	111.624	96.714	98.279	93.077
Natural gas from the wellhead.....	05	3101051	06/09	80.679	61.147	53.885	55.565	52.112
Natural gas from processing facilities.....	05	3101052	06/09	102.041	69.274	54.048	49.598	50.349
Liquefied petroleum gas.....	05	32		181.676	161.025	145.049	122.294	112.383
Liquefied petroleum gas.....	05	3201		181.676	161.025	145.049	122.294	112.383
Isopentane and natural gasoline.....	05	320102	06/09	100.017	94.247	96.867	87.879	80.610
Propane.....	05	320104		178.489	171.652	149.091	115.944	97.950
Butane.....	05	320105		187.964	137.244	116.208	86.614	66.444
Plant condensate, ethane, gas mixtures, and other natural gas liquids...	05	320108	06/09	57.638	51.332	45.522	39.231	37.899
Electric power.....	05	4		262.051	259.521	255.472	258.953	275.403
Residential electric power.....	05	41	12/90	221.781	220.307	218.568	220.451	230.258
Residential electric power.....	05	4121	12/90	221.781	220.307	218.568	220.451	230.258
Residential electric power.....	05	412101	12/90	221.781	220.307	218.568	220.451	230.258
Residential electric power, New England.....	05	4121011	12/07	217.157	217.157	210.638	210.629	210.629
Residential electric power, Middle Atlantic.....	05	4121012	12/07	144.635	139.477	137.795	137.815	138.841
Residential electric power, East North Central.....	05	4121013	12/07	159.703	165.832	165.717	165.405	177.151
Residential electric power, West North Central.....	05	4121014	12/07	137.923	138.084	138.708	138.907	154.384
Residential electric power, South Atlantic.....	05	4121015	12/07	147.245	146.011	145.879	146.467	156.624
Residential electric power, East South Central.....	05	4121016	12/07	161.567	156.016	151.920	154.445	160.546
Residential electric power, West South Central.....	05	4121017	12/07	145.793	140.256	137.086	142.010	144.049
Residential electric power, Mountain.....	05	4121018	12/07	128.084	129.548	130.351	134.868	137.613
Residential electric power, Pacific.....	05	4121019	12/07	219.371	221.895	221.749	221.705	232.097
Commercial electric power.....	05	42		246.956	244.615	240.001	243.191	263.282
Commercial electric power.....	05	4221	12/90	216.153	214.105	210.066	212.858	230.443
Commercial electric power.....	05	422101	12/90	216.153	214.105	210.066	212.858	230.443
Commercial electric power, New England.....	05	4221011	12/07	206.073	206.073	202.547	202.090	202.090
Commercial electric power, Middle Atlantic.....	05	4221012	12/07	150.962	140.434	132.309	125.244	135.211
Commercial electric power, East North Central.....	05	4221013	12/07	143.176	146.953	146.311	146.132	163.510
Commercial electric power, West North Central.....	05	4221014	12/07	137.829	137.472	138.911	136.009	147.781
Commercial electric power, South Atlantic.....	05	4221015	12/07	127.568	127.637	125.846	125.949	130.144
Commercial electric power, East South Central.....	05	4221016	12/07	151.884	148.695	142.474	141.306	148.824
Commercial electric power, West South Central.....	05	4221017	12/07	137.308	131.331	127.142	129.597	141.715
Commercial electric power, Mountain.....	05	4221018	12/07	133.318	135.710	137.457	140.894	143.161
Commercial electric power, Pacific.....	05	4221019	12/07	189.259	193.142	191.956	211.073	244.240
Industrial electric power.....	05	43		296.017	290.643	282.063	290.058	311.448
Industrial electric power.....	05	4321	12/90	248.906	244.387	237.173	243.896	261.881
Industrial electric power.....	05	432101	12/90	248.906	244.387	237.173	243.896	261.881
Industrial electric power, New England.....	05	4321011	12/07	246.566	216.560	166.277	165.511	167.077
Industrial electric power, Middle Atlantic.....	05	4321012	12/07	160.828	153.145	141.486	141.434	138.863
Industrial electric power, East North Central.....	05	4321013	12/07	165.568	196.427	197.445	197.088	242.272
Industrial electric power, West North Central.....	05	4321014	12/07	145.313	147.930	143.942	150.260	165.509
Industrial electric power, South Atlantic.....	05	4321015	12/07	120.134	119.552	118.076	118.546	121.786
Industrial electric power, East South Central.....	05	4321016	12/07	154.762	144.269	139.143	134.019	140.694
Industrial electric power, West South Central.....	05	4321017	12/07	128.229	123.922	120.432	121.820	129.373
Industrial electric power, Mountain.....	05	4321018	12/07	218.302	169.073	167.106	181.992	154.363
Industrial electric power, Pacific.....	05	4321019	12/07	196.748	198.140	196.447	218.894	247.437
Transportation electric power.....	05	46	12/10	126.247	126.166	126.038	126.043	136.383
Transportation electric power.....	05	4621	12/10	126.247	126.166	126.038	126.043	136.383
Transportation electric power.....	05	462111	12/10	126.247	126.166	126.038	126.043	136.383
Utility natural gas.....	05	5	12/90	310.179	286.502	268.137	256.966	255.444
Residential natural gas.....	05	51	12/90	311.443	287.340	273.735	266.767	265.922
Residential natural gas.....	05	5121	12/90	311.443	287.340	273.735	266.767	265.922
Residential natural gas.....	05	512101	12/90	311.443	287.340	273.735	266.767	265.922
Residential natural gas, New England.....	05	5121011	06/12	182.300	179.362	178.601	146.246	148.963
Residential natural gas, Middle Atlantic.....	05	5121012	06/12	160.214	150.491	149.508	148.728	146.974
Residential natural gas, East North Central.....	05	5121013	06/12	165.369	156.603	137.875	134.220	134.914
Residential natural gas, West North Central.....	05	5121014	06/12	163.558	149.893	145.617	143.021	135.879
Residential natural gas, South Atlantic.....	05	5121015	06/12	142.406	128.388	127.200	130.295	129.691
Residential natural gas, East South Central.....	05	5121016	06/12	123.593	113.210	108.186	108.728	108.322
Residential natural gas, West South Central.....	05	5121017	06/12	217.592	196.968	185.771	174.796	176.624
Residential natural gas, Mountain.....	05	5121018	06/12	207.571	213.929	215.741	207.576	207.228
Residential natural gas, Pacific.....	05	5121019	06/12	211.188	174.562	159.347	157.728	159.212
Commercial natural gas.....	05	52	12/90	318.354	284.376	260.753	244.999	242.323

See footnotes at end of table.

Table 9. Producer price indexes for commodity and service groupings and individual items, not seasonally adjusted — Continued

[June 2023, Index base 1982=100, unless otherwise indicated]

Title	Commodity code		Other index base	Unadjusted index ¹				
	Group code	Item code		Feb. 2023	Mar. 2023 ^P	Apr. 2023 ^P	May 2023 ^P	June 2023 ^P
Commercial natural gas.....	05	5221	12/90	318.354	284.376	260.753	244.999	242.323
Commercial natural gas.....	05	522101	12/90	318.354	284.376	260.753	244.999	242.323
Commercial natural gas, New England.....	05	5221011	06/12	186.105	181.033	179.425	132.289	121.939
Commercial natural gas, Middle Atlantic.....	05	5221012	06/12	143.501	134.862	129.635	126.359	122.300
Commercial natural gas, East North Central.....	05	5221013	06/12	175.766	164.214	137.182	130.846	131.762
Commercial natural gas, West North Central.....	05	5221014	06/12	181.193	157.377	149.660	141.048	136.434
Commercial natural gas, South Atlantic.....	05	5221015	06/12	137.264	116.289	115.595	116.213	115.064
Commercial natural gas, East South Central.....	05	5221016	06/12	139.760	130.848	128.067	119.087	117.169
Commercial natural gas, West South Central.....	05	5221017	06/12	234.177	210.458	184.649	175.240	179.390
Commercial natural gas, Mountain.....	05	5221018	06/12	226.493	234.444	238.875	225.420	225.418
Commercial natural gas, Pacific.....	05	5221019	06/12	276.848	200.554	157.682	149.343	152.754
Industrial natural gas.....	05	53	12/90	255.907	229.031	207.962	198.903	198.136
Industrial natural gas.....	05	5321	12/90	255.907	229.031	207.962	198.903	198.136
Industrial natural gas.....	05	532101	12/90	255.907	229.031	207.962	198.903	198.136
Industrial natural gas, New England.....	05	5321011	09/16	195.551	188.614	187.034	133.313	123.006
Industrial natural gas, Middle Atlantic.....	05	5321012	09/16	185.079	159.052	148.266	146.171	143.180
Industrial natural gas, East North Central.....	05	5321013	06/12	171.860	156.491	113.959	102.249	104.669
Industrial natural gas, West North Central.....	05	5321014	06/12	194.586	174.355	160.347	160.809	157.691
Industrial natural gas, South Atlantic.....	05	5321015	09/16	158.615	145.945	140.218	140.202	140.046
Industrial natural gas, East South Central.....	05	5321016	09/16	149.675	125.592	114.486	112.737	109.933
Industrial natural gas, West South Central.....	05	5321017	09/16	171.276	154.794	140.375	134.448	136.658
Industrial natural gas, Mountain.....	05	5321018	09/16	163.799	171.871	173.416	179.309	179.405
Industrial natural gas, Pacific.....	05	5321019	09/16	189.404	160.701	163.303	156.613	152.694
Natural gas to electric power.....	05	54	12/90	267.137	251.812	233.375	220.646	218.919
Natural gas to electric power.....	05	5421	12/90	267.137	251.812	233.375	220.646	218.919
Natural gas to electric power.....	05	542101	12/90	267.137	251.812	233.375	220.646	218.919
Crude petroleum (domestic production).....	05	6		214.227	198.961	221.208	199.035	187.219
Crude petroleum (domestic production).....	05	61		214.227	198.961	221.208	199.035	187.219
Crude petroleum (domestic production).....	05	6101		214.227	198.961	221.208	199.035	187.219
Crude petroleum (domestic production).....	05	610102	06/84	233.323	216.697	240.926	216.777	203.908
Petroleum products, refined.....	05	7		311.816	304.612	305.831	285.291	280.961
Gasoline.....	05	71		258.370	260.843	280.259	259.907	263.723
Unleaded premium gasoline.....	05	7103		280.690	284.492	305.922	291.307	295.388
Unleaded premium gasoline.....	05	710304	06/02	317.998	322.306	346.585	330.028	334.650
Unleaded regular gasoline.....	05	7104		253.381	255.389	274.760	253.033	256.332
Unleaded regular gasoline.....	05	710404	06/02	304.468	306.882	330.158	304.050	308.015
Unleaded mid-premium gasoline.....	05	7105	12/87	436.472	429.895	474.787	434.359	450.732
Unleaded mid-premium gasoline.....	05	710504	06/02	298.488	293.991	324.691	297.044	308.240
Kerosene and jet fuels.....	05	72		328.079	307.425	269.969	238.774	242.124
Kerosene.....	05	7202		319.970	288.672	278.511	248.291	245.473
Kerosene.....	05	720201		319.985	288.685	278.524	248.302	245.484
Jet fuel.....	05	7203		329.534	309.513	270.179	238.833	242.592
Jet fuel.....	05	720301		332.069	311.893	272.257	240.670	244.458
Light fuel oils.....	05	73		407.583	381.166	362.527	339.203	317.210
Home heating oil and distillates.....	05	7302		276.202	269.765	248.529	222.677	225.935
Home heating oil and distillates.....	05	730201		276.202	269.765	248.529	222.677	225.935
No. 2 diesel fuel.....	05	7303		435.578	406.306	387.167	363.153	338.002
No. 2 diesel fuel.....	05	730302	06/85	545.236	508.594	484.638	454.578	423.094
Residual fuels (heavy fuel oils, incl. #5, #6, & other residual fuels).....	05	74		159.938	181.009	179.133	199.151	179.342
Residual fuels (heavy fuel oils, incl. #5, #6, & other residual fuels).....	05	7407	06/85	234.950	265.904	263.149	292.555	263.456
Residual fuels (heavy fuel oils, incl. #5, #6, & other residual fuels).....	05	740703	06/02	207.651	235.008	232.573	258.563	232.845
Finished lubricants.....	05	76		613.637	614.027	608.434	608.952	616.815
Lubricating and similar oils.....	05	7604	06/85	582.293	582.744	576.146	576.746	574.516
Lubricating and similar oils not from petroleum refineries.....	05	760401	06/85	563.843	564.280	557.891	558.472	556.313
Lubricating oil base stocks.....	05	78	06/09	196.120	190.255	186.518	162.759	163.943
Lubricating oil base stocks.....	05	7801	06/09	196.120	190.255	186.518	162.759	163.943
Lubricating oil base stocks.....	05	780121	06/09	196.120	190.255	186.518	162.759	163.943
Asphalt and other petroleum and coal products, n.e.c.....	05	8	12/84	426.812	489.816	379.012	331.916	353.369
Asphalt and other petroleum and coal products, n.e.c.....	05	81	12/84	426.812	489.816	379.012	331.916	353.369
Asphalt.....	05	8102	06/85	217.127	221.570	250.253	260.632	271.661
Asphalt.....	05	810212	06/85	217.127	221.570	250.253	260.632	271.661
Other petroleum and coal products, including coke oven products, n.e.c.....	05	8103	12/84	1,022.225	1,196.186	859.748	718.263	769.545
Other petroleum and coal products, including coke oven products, n.e.c.....	05	810319	12/84	1,022.225	1,196.186	859.748	718.263	769.545

See footnotes at end of table.

Table 9. Producer price indexes for commodity and service groupings and individual items, not seasonally adjusted — Continued
 [June 2023, Index base 1982=100, unless otherwise indicated]

Title	Commodity code		Other index base	Unadjusted index ¹				
	Group code	Item code		Feb. 2023	Mar. 2023 ^P	Apr. 2023 ^P	May 2023 ^P	June 2023 ^P
Other petroleum and coal products, made in coke oven establishments.....	05	8103191	06/09	194.874	194.337	194.005	191.406	189.304
Chemicals and allied products.....	06	—		361.010	358.205	358.932	356.053	352.804
Industrial chemicals.....	06	1		336.439	328.145	329.021	322.623	313.859
Basic inorganic chemicals.....	06	13		396.570	394.944	388.757	384.105	379.380
Inorganic chemicals, other than alkalis and chlorine.....	06	1302		354.184	352.521	350.840	348.820	347.103
Aluminum compounds.....	06	130209	06/95	150.473	150.473	150.147	148.506	148.506
Inorganic acids, inc. hydrochloric, sulfuric acid, and other.....	06	13020T	12/08	121.673	122.446	126.329	124.208	123.102
Sulfuric acid.....	06	13020T1	06/87	207.550	207.157	223.421	223.421	222.869
Lime.....	06	130213		407.473	408.651	409.245	413.626	413.852
Potassium and sodium compounds, excluding bleaches, alkalis, and alum.....	06	130217	06/01	477.201	483.529	483.635	458.383	458.607
Rock salt.....	06	130271	12/84	420.170	420.170	420.170	420.849	420.849
Other inorganic chemicals, nec.....	06	130283	12/06	182.594	181.147	179.794	179.935	179.086
All other inorganic chemicals.....	06	1302833	12/08	127.399	126.069	125.865	125.994	125.215
Alkalies and chlorine, including natural sodium carbonate and sulfate.....	06	1303		588.009	586.383	562.945	548.128	531.833
Chlorine, sodium hydroxide, and other alkalis.....	06	130302	06/05	300.164	299.428	285.202	276.918	267.725
Sodium hydroxide (caustic soda).....	06	1303024	12/07	234.497	233.977	218.370	209.191	197.790
Other alkalis.....	06	1303028	12/11	181.973	181.444	179.508	178.516	179.221
Basic organic chemicals.....	06	14		327.999	318.366	320.590	313.804	304.196
Primary basic organic chemicals.....	06	1401		294.587	266.857	270.332	254.946	232.940
Aromatics.....	06	140197	06/01	256.043	265.981	259.861	267.382	220.352
Liquid refinery gases.....	06	140198	06/01	279.995	241.642	248.056	226.090	214.557
Cyclic intermediate chemicals and dyes.....	06	1402		301.812	301.749	299.669	300.379	299.313
Cyclic intermediate chemicals.....	06	140281	06/01	285.764	285.955	284.314	284.775	283.635
Synthetic organic dyes.....	06	140282	06/01	129.373	128.459	126.410	127.463	127.463
Other basic organics.....	06	1403		310.692	312.031	313.569	312.051	310.175
Ethanol (ethyl alcohol).....	06	140341		284.067	280.349	297.241	302.870	304.801
Other basic organics, n.e.c.....	06	140399	06/87	311.774	314.963	310.725	306.583	303.338
Fatty acids.....	06	1403991	12/07	236.352	229.907	215.736	206.264	204.289
Bulk pesticides and other bulk synthetic organic agricultural chemicals, excluding preparation.....	06	1403992	12/07	284.345	284.345	284.345	284.345	281.445
Industrial organic flavor oil mixtures and blends.....	06	1403993	12/08	402.070	420.987	420.987	420.987	420.987
Natural organic chemicals.....	06	1403995	12/08	150.107	155.565	152.342	152.590	152.590
Synthetic organic chemicals for use as flavor and perfume materials.....	06	1403997	12/07	133.730	133.730	133.730	184.299	—
Synthetic organic plasticizers.....	06	1403999	12/07	149.785	152.347	154.541	160.557	149.632
Other synthetic organic chemicals.....	06	140399A	12/07	109.559	114.173	109.318	103.746	103.447
Miscellaneous end use chemicals and chemical products, excluding urea.....	06	140399B	12/07	223.604	224.977	225.924	225.961	220.446
Miscellaneous cyclic and acyclic chemicals and chemical products, excluding fatty acid esters.....	06	140399C	12/07	136.223	136.078	137.238	132.631	133.075
Paints and allied products.....	06	2		403.477	405.304	405.696	407.695	408.050
Prepared paint.....	06	21		421.858	421.144	422.174	422.975	423.007
Architectural coatings.....	06	2101		509.306	509.375	509.402	509.357	509.374
Architectural coatings.....	06	210104	12/03	279.402	279.440	279.455	279.430	279.439
Exterior architectural coatings.....	06	2101041	12/12	184.894	184.964	184.991	184.945	184.962
Interior architectural coatings.....	06	2101042	12/12	153.739	153.739	153.739	153.739	153.739
OEM finishes excluding marine coatings.....	06	2102	06/83	266.827	265.630	269.179	269.000	269.200
OEM finishes excluding marine coatings.....	06	210201	06/83	266.827	265.630	269.179	269.000	269.200
Transportation finishes, except powdered and high-solids coatings.....	06	2102011	12/12	121.397	118.257	120.621	121.628	122.063
All other product finishes for original equipment manufacturers (OEM), excluding marine coating.....	06	2102012	12/12	148.606	148.782	150.515	150.062	150.062
Special purpose coatings, incl. marine, industrial & construction coatings.....	06	2103	06/83	534.870	532.939	531.846	536.885	536.637
Special purpose coatings, incl. marine, industrial & construction coatings.....	06	210301	06/83	534.870	532.939	531.846	536.885	536.637
Paint materials.....	06	22		333.727	344.459	342.755	349.244	351.781
Paint colors.....	06	2202		275.020	285.108	283.507	289.606	291.991
All other inorganic pigments, including TiO2, chrome colors, and other white opaque pigments.....	06	22020N	09/21	121.496	125.637	126.225	129.329	130.542
Synthetic organic pigments, lakes, and toners.....	06	220298	06/87	188.500	198.642	184.302	184.302	184.302
Kaolin and ball clay.....	06	2204		282.657	282.657	282.657	282.657	282.657
Kaolin and ball clay.....	06	220407		324.060	324.060	324.060	324.060	324.060
Allied and miscellaneous paint products.....	06	23	06/83	430.373	429.879	430.312	430.107	426.214
Allied and miscellaneous paint products.....	06	2301	06/83	430.373	429.879	430.312	430.107	426.214
Allied and miscellaneous paint products.....	06	230104	12/03	243.632	243.352	243.597	243.481	241.277
Drugs and pharmaceuticals.....	06	3		663.052	663.440	664.864	664.194	664.094

See footnotes at end of table.

Table 9. Producer price indexes for commodity and service groupings and individual items, not seasonally adjusted — Continued

[June 2023, Index base 1982=100, unless otherwise indicated]

Title	Commodity code		Other index base	Unadjusted index ¹				
	Group code	Item code		Feb. 2023	Mar. 2023 ^P	Apr. 2023 ^P	May 2023 ^P	June 2023 ^P
Medicinal and botanical chemicals, drugs, and other products.....	06	31		184.961	185.832	186.064	186.066	185.655
Medicinal and botanical chemicals, drugs, and other products.....	06	3102	06/82	185.016	185.887	186.119	186.121	185.710
Synthetic organic medicinal chemicals, medicinal & botanical drugs, & other products.....	06	310203	06/82	185.016	185.887	186.119	186.121	185.710
Veterinary pharmaceutical preparations.....	06	34		211.805	211.805	211.805	211.805	211.805
Pharmaceuticals for veterinary use.....	06	3403	12/87	210.418	210.418	210.418	210.418	210.418
Pharmaceuticals for veterinary use.....	06	340303	06/01	160.482	160.482	160.482	160.482	160.482
Biological products, including diagnostics.....	06	37		324.394	324.783	327.028	326.520	326.769
Biological products, excluding diagnostic, for veterinary, industrial, and all other misc. uses.....	06	3717	12/04	168.265	168.258	172.879	174.734	174.734
Biological products, excluding diagnostic, for veterinary, industrial, and all other misc. uses.....	06	371705	12/22	111.552	111.548	114.611	115.841	115.841
Diagnostics.....	06	3718	06/09	143.963	144.405	144.667	143.291	143.568
In-vitro diagnostic substances.....	06	371801		229.511	231.111	231.326	228.191	228.341
Biological products, excluding diagnostic, for human use.....	06	3719	06/09	154.077	154.073	154.309	154.309	154.309
Biological products, excluding diagnostic, for human use.....	06	371904	12/22	101.159	101.156	101.311	101.311	101.311
Pharmaceutical preparations.....	06	38		288.948	288.970	289.079	288.819	288.710
Pharmaceuticals affecting neoplasms, the endocrine system, & metabolic diseases.....	06	3801	06/01	313.973	313.973	313.973	313.774	313.774
Cancer therapy products.....	06	380102	12/09	117.118	117.118	117.118	115.998	115.998
Insulin/antidiabetes products.....	06	380103	12/09	315.576	315.579	315.579	315.598	315.598
Other neoplasms, endocrine system, and metabolic diseases.....	06	380104	12/09	176.461	176.461	176.461	176.461	176.461
Hormones and oral contraceptives.....	06	380105	12/09	226.784	226.784	226.784	226.784	226.784
Pharmaceuticals acting on the central nervous system and the sense organs.....	06	3802	06/01	343.612	343.620	344.315	343.180	343.180
Analgesics.....	06	380202	12/09	288.829	288.850	288.914	288.914	288.914
Analgesics, over-the-counter.....	06	380202OC	06/81	264.992	265.218	265.904	265.904	265.904
Analgesics, prescription.....	06	380202RX	06/81	2,489.804	2,489.804	2,489.804	2,489.804	2,489.804
Psychotherapeutics.....	06	380203	12/09	203.317	203.317	203.317	203.317	203.317
Antidepressants.....	06	3802031	12/09	203.832	203.832	203.832	203.832	203.832
Other psychotherapeutics, including tranquilizers.....	06	3802032	12/09	209.836	209.836	209.836	209.836	209.836
Anticonvulsants.....	06	380204	12/09	257.715	257.715	257.715	221.858	221.858
Other central nervous system and sense organs.....	06	380205	12/09	205.462	205.462	206.142	206.142	206.142
Pharmaceuticals acting on the cardiovascular system.....	06	3803	06/01	445.685	445.685	445.685	445.685	445.685
Other cardiovascular preparations.....	06	380305	12/09	331.559	331.559	331.559	331.559	331.559
Pharmaceuticals acting on the respiratory system.....	06	3804	06/01	230.829	230.829	230.920	230.920	230.920
Antihistamines and bronchodilators, including antiasthmatics.....	06	380402	12/07	167.765	167.765	167.874	167.874	167.874
Other respiratory preparations.....	06	380403	12/07	193.470	193.470	193.470	193.470	193.470
Other respiratory preparations, over-the-counter.....	06	380403OC	12/07	124.060	124.060	124.060	124.060	-
Other respiratory preparations, prescription.....	06	380403RX	12/07	211.518	211.518	211.518	211.518	-
Pharmaceuticals acting on the digestive or the genito-urinary systems.....	06	3805	06/01	202.199	201.909	201.050	201.050	197.949
Other digestive or genito-urinary preparations.....	06	380503	12/09	147.093	146.882	146.258	146.258	144.002
Other digestive or genito-urinary preparations, prescription.....	06	380503RX	06/01	222.008	222.008	220.824	220.824	216.547
Pharmaceuticals acting on the skin.....	06	3806	06/01	192.638	192.638	191.524	191.524	191.524
Other pharmaceutical preparations acting on the skin.....	06	380603	12/09	126.554	126.554	125.733	125.733	125.733
Anti-acne preparations.....	06	380606	12/09	111.783	111.783	111.783	111.783	111.783
Vitamin, nutrient, and hematinic preparations.....	06	3807	06/01	147.439	147.564	147.679	148.015	148.015
Multivitamins.....	06	380702	12/09	118.307	118.307	118.307	118.307	118.307
Other vitamins and nutrients.....	06	380703	12/09	136.698	136.698	136.858	136.858	136.858
Pharmaceuticals affecting parasitic and infective diseases.....	06	3808	06/01	277.604	277.604	277.604	277.604	277.604
Broad and medium spectrum antibiotics.....	06	380802	12/09	171.403	171.403	171.403	171.403	171.403
Systemic antivirals.....	06	380803	12/09	196.197	196.197	196.197	196.197	196.197
Other parasitic and infective diseases.....	06	380804	12/09	212.837	212.837	212.837	212.837	212.837
Fats and oils, inedible.....	06	4		355.968	346.894	336.089	322.278	327.359
Fats and oils, inedible.....	06	41		355.968	346.894	336.089	322.278	327.359
Fats and oils, inedible.....	06	4101		355.968	346.894	336.089	322.278	327.359
Soybean oil, processed for inedible purposes.....	06	410131	06/95	205.678	203.819	197.539	189.256	192.482
Crude soybean oil, degummed, made from soybeans crushed in the same establishment.....	06	4101311	12/07	93.655	91.936	90.317	89.178	89.301
Soybean oil, all other types.....	06	4101312	12/07	156.349	155.765	149.812	141.014	144.745
Lard, inedible tallow, and grease, except wool grease.....	06	410132	06/02	576.002	524.508	507.422	488.369	493.435
Agricultural chemicals and chemical products.....	06	5		335.428	326.702	320.483	313.260	312.537
Mixed fertilizers.....	06	51		284.697	281.244	275.310	273.390	269.917
Mixed fertilizers.....	06	5105	06/86	300.408	296.765	290.503	288.478	284.813
Mixed fertilizers.....	06	510501	06/86	300.408	296.765	290.503	288.478	284.813
Mixed fertilizers, made in plants which manufacture fertilizer materials.....	06	5105011	12/09	282.667	282.667	276.485	269.496	267.117
Mixed fertilizers, dry, mixing only.....	06	5105012	12/09	142.937	141.866	138.046	138.251	136.288

See footnotes at end of table.

Table 9. Producer price indexes for commodity and service groupings and individual items, not seasonally adjusted — Continued

[June 2023, Index base 1982=100, unless otherwise indicated]

Title	Commodity code		Other index base	Unadjusted index ¹				
	Group code	Item code		Feb. 2023	Mar. 2023 ^P	Apr. 2023 ^P	May 2023 ^P	June 2023 ^P
Mixed fertilizers, liquid, mixing only.....	06	5105013	12/09	147.599	137.294	138.637	140.124	137.674
Fertilizer materials.....	06	52		378.950	358.582	346.910	330.571	328.650
Nitrogenates.....	06	5201		466.158	422.824	394.114	365.106	367.324
Fertilizer materials of organic origin.....	06	520137	12/93	240.851	235.615	235.410	234.383	233.665
Synthetic ammonia, nitric acid, ammonium compounds, and urea.....	06	52013A	12/14	150.075	135.331	125.413	115.429	116.229
Phosphates.....	06	5202		323.228	320.823	322.622	315.981	310.590
Phosphoric acid, 52-54 percent APA, superphosphates and other phosphate fertilizer materials.....	06	52026A	12/14	139.934	138.893	139.671	136.796	134.462
Other agricultural chemicals.....	06	53		258.681	258.555	257.670	256.771	258.260
Other agricultural chemicals.....	06	5301		258.681	258.555	257.670	256.771	258.260
Lawn and garden pesticides and chemicals.....	06	530107	06/03	200.209	200.209	200.209	200.209	200.209
Household and institutional pesticides and chemicals.....	06	530108	06/03	182.869	182.869	182.869	182.869	182.869
Agricultural and commercial pesticides and chemicals.....	06	530109	06/03	172.726	172.634	171.990	171.335	172.419
Plastic resins and materials.....	06	6		281.969	284.482	289.072	288.365	284.881
Thermoplastic resins and plastics materials.....	06	62		281.478	284.307	289.322	288.139	285.114
Thermoplastic resins and plastics materials.....	06	6212	12/03	195.598	197.564	201.049	200.226	198.124
Thermoplastic resins and plastics materials.....	06	621201	12/03	195.598	197.564	201.049	200.226	198.124
Thermosetting resins and plastics materials.....	06	63		305.068	305.531	307.446	310.047	303.089
Thermosetting resins and plastics materials.....	06	6306	12/98	217.396	217.726	219.090	220.944	215.985
Thermosetting resins and plastics materials.....	06	630601	12/98	217.396	217.726	219.090	220.944	215.985
Other chemicals and allied products.....	06	7		255.049	255.484	255.806	255.996	256.582
Soaps and detergents.....	06	71		236.088	236.262	236.392	236.452	236.286
Soaps and other detergents.....	06	7104	06/83	226.752	226.919	227.043	227.101	226.941
Soaps and detergents, commercial, industrial, and institutional.....	06	710401	06/83	321.192	321.625	321.874	321.960	321.960
Commercial, industrial, and institutional hard surface cleaners.....	06	71040101	12/11	120.341	119.950	120.530	119.675	119.675
Commercial, industrial, and institutional laundry detergents.....	06	71040102	12/11	133.744	140.477	140.477	140.477	140.477
Commercial, industrial, and institutional dishwashing detergents.....	06	71040103	12/11	170.495	170.495	170.365	170.365	170.365
Commercial, industrial, and institutional metal cleaners.....	06	71040104	12/11	142.756	146.754	146.754	146.754	146.754
Dairy, farm, and food plant cleaners, sanitizers, etc.....	06	71040106	12/11	136.475	136.475	136.475	138.535	-
Commercial, industrial, and institutional soaps, excluding specialty cleaners.....	06	71040107	12/11	142.852	143.178	143.228	143.228	143.228
Household detergents.....	06	710402		186.192	186.192	186.341	186.464	186.510
Household alkaline detergents and cleaners.....	06	7104021	05/18	140.028	140.028	140.145	140.242	140.279
Household dry and liquid laundry detergents.....	06	7104022	05/18	116.658	116.658	116.658	116.658	116.658
Soaps, excluding specialty cleaners, household.....	06	710403	06/83	225.406	225.415	225.415	225.415	224.848
Polish and other sanitation goods.....	06	72	06/83	231.343	231.740	232.342	232.411	232.624
Polish and other sanitation goods.....	06	7201	06/83	231.343	231.740	232.342	232.411	232.624
Polishing preparations and related products.....	06	720103	06/83	295.253	297.011	297.984	297.566	299.867
Specialty cleaning and sanitation products.....	06	720105	05/17	121.092	121.308	121.784	121.884	121.881
Disinfectants, nonagricultural, industrial and institutional.....	06	7201051	05/17	157.188	157.188	157.533	157.533	157.533
Air and room fresheners.....	06	7201053	12/11	127.206	127.206	127.233	127.233	127.233
Laundry fabric softeners and rinses, liquid and dry.....	06	7201058	05/17	110.806	110.806	111.287	111.562	111.562
Other specialty cleaning and sanitation products.....	06	7201059	12/11	121.239	121.801	122.651	122.853	122.848
Cosmetics and other toilet preparations.....	06	75		186.767	187.813	188.230	188.230	188.984
Shaving preparations.....	06	7502		191.287	191.273	191.273	191.273	191.273
Shaving preparations.....	06	750206	06/99	169.249	169.237	169.237	169.237	169.237
Perfumes, toilet waters, and colognes.....	06	7503		193.786	193.786	193.786	193.786	193.786
Perfumes, toilet waters, and colognes.....	06	750306	06/99	120.866	120.866	120.866	120.866	120.866
Hair preparations (including shampoos).....	06	7504		215.606	215.606	215.607	215.607	215.607
Hair preparations (including shampoos).....	06	750407	06/99	159.586	159.586	159.586	159.586	159.586
Hair preparations incl professional, consumer, and cream/gel shampoos.....	06	75040701	12/11	141.652	141.652	141.652	141.652	141.652
Hair tonics and hair dressings incl professional and consumer use.....	06	75040702	12/11	115.068	115.068	115.070	115.070	115.070
Toothpastes, denture cleaners, and mouthwashes.....	06	7505		163.396	170.971	170.971	170.971	171.106
Denture cleaners, mouthwashes, gargles, and rinses.....	06	750504	12/11	125.594	134.514	134.514	134.514	134.673
Creams, lotions, and oils, excluding shaving, hair, and deodorant.....	06	7514	06/99	133.871	133.871	134.219	134.219	134.219
Creams, lotions, and oils, excluding shaving, hair, and deodorant.....	06	751401	06/99	133.871	133.871	134.219	134.219	134.219
Other cosmetics and toilet preparations.....	06	7515	06/99	123.234	123.331	123.805	123.805	124.962
Other cosmetics and toilet preparations.....	06	751501	06/99	123.234	123.331	123.805	123.805	124.962
Misc. chemical prod. and preparations.....	06	79		318.411	318.388	318.649	319.076	319.852
Explosives and blasting accessories.....	06	7902		287.526	285.532	283.829	281.372	283.595
Explosives and blasting accessories.....	06	790234	12/03	176.734	175.508	174.462	172.951	174.318
Industrial gases.....	06	7903		356.823	360.369	357.637	361.751	361.885
Carbon dioxide.....	06	790302		521.579	519.492	528.066	542.599	542.494
Nitrogen.....	06	790303		298.287	289.249	298.144	298.168	297.741
Oxygen.....	06	790304		553.846	564.398	574.186	597.454	597.823

See footnotes at end of table.

Table 9. Producer price indexes for commodity and service groupings and individual items, not seasonally adjusted — Continued
 [June 2023, Index base 1982=100, unless otherwise indicated]

Title	Commodity code		Other index base	Unadjusted index ¹				
	Group code	Item code		Feb. 2023	Mar. 2023 ^P	Apr. 2023 ^P	May 2023 ^P	June 2023 ^P
Argon and hydrogen.....	06	790309	06/09	85.768	86.909	85.285	85.758	86.363
Other industrial gases (including fluorocarbon and acetylene).....	06	790312	06/09	265.610	271.477	262.473	262.649	262.649
Adhesives and sealants.....	06	7904	12/83	357.579	358.740	361.100	361.053	361.002
Synthetic resin and rubber adhesives.....	06	790402	12/83	361.682	362.995	365.491	365.246	365.162
Epoxy adhesives.....	06	7904021	12/11	156.268	157.328	158.831	159.989	159.989
Other synthetic resin and rubber adhesives.....	06	7904026	12/11	136.304	136.447	137.448	137.387	137.307
Structural sealants (load bearing).....	06	790407	12/11	117.350	117.350	117.350	117.350	117.350
Nonstructural caulking compounds and sealants.....	06	79040A	12/11	176.645	177.093	178.719	178.915	178.915
Surface active agents.....	06	7905	12/83	353.816	347.374	347.313	345.819	352.421
Textile and leather assistants and finishes.....	06	790501	12/83	253.826	236.786	236.625	232.671	228.311
Surfactants (bulk surface active agents).....	06	790502	12/83	382.078	382.078	382.078	382.078	394.303
Gum and wood chemicals, including wood distillation products.....	06	7906	06/84	568.782	558.731	558.916	561.815	555.846
Gum and wood chemicals, including wood distillation products.....	06	790607	12/03	371.346	364.784	364.905	366.798	362.900
Other miscellaneous chemical products.....	06	7909		267.264	267.526	267.918	268.028	268.121
Carbon black, all processes.....	06	790918	12/83	614.016	594.566	588.426	600.901	580.220
Printing ink.....	06	790919	06/84	264.711	264.776	266.263	266.392	266.427
Gravure printing inks.....	06	7909192	12/11	104.718	104.737	104.737	104.737	104.737
Lithographic and offset inks.....	06	7909193	12/11	132.736	132.739	132.739	132.739	132.739
News and nonheat web offset printing inks.....	06	79091931	12/11	142.890	142.890	142.890	142.890	142.890
Publication and commercial web inks.....	06	79091932	12/11	132.389	132.389	132.389	132.389	132.389
Sheet-fed general inks.....	06	79091933	12/11	131.578	131.592	131.592	131.592	131.592
Sheet-fed packaging inks.....	06	79091934	12/11	126.455	126.455	126.455	126.455	126.455
Flexographic printing inks.....	06	7909194	12/11	166.415	166.823	166.823	166.823	166.823
Nonimpact/digital inks.....	06	7909195	12/11	182.061	181.916	185.353	185.563	185.595
All other printing inks.....	06	7909196	12/11	120.132	119.634	119.936	120.154	120.267
Water-treating compounds.....	06	790961	06/85	224.214	224.017	228.476	228.825	228.825
Automotive chemicals.....	06	790991	06/09	114.747	114.593	114.576	114.777	114.777
All other chemical preparations, including essential oils, matches, and gelatin.....	06	790999	06/85	292.851	296.218	295.706	294.795	296.491
Rubber and plastic products.....	07	—		255.512	254.881	255.059	254.491	252.694
Rubber and rubber products.....	07	1		224.242	224.004	224.145	223.279	221.754
Synthetic rubber, inc. styrene-butadiene rubber (SBR) and ethylene propylene.....	07	11		238.760	235.949	238.666	236.186	229.498
Synthetic rubber.....	07	1102		240.001	237.176	239.907	237.414	230.692
Synthetic rubber, inc. sbr and ethylene propylene.....	07	110224	06/03	190.142	187.903	190.068	188.092	182.766
Tires, tubes, tread, & repair materials.....	07	12		195.855	196.067	196.652	196.334	195.797
Tires.....	07	1201		191.568	191.568	192.055	191.738	191.208
Pneumatic tires (including passenger, truck, bus, tractor, industrial, and other tires).....	07	12010		191.745	191.745	192.252	191.923	191.371
Passenger car pneumatic tires.....	07	120104	12/03	195.923	195.923	195.923	195.596	195.596
Truck and bus (including off-the-highway) pneumatic tires.....	07	120105		202.025	202.025	202.025	194.777	194.777
Tread rubber, tire sundries, and repair materials.....	07	1203		277.151	290.045	296.062	295.901	295.508
Tread rubber, tire sundries, and repair materials.....	07	120354	12/03	199.373	198.648	212.976	212.861	212.578
Miscellaneous rubber products.....	07	13		254.109	254.445	253.013	252.199	251.709
Rubber and plastics footwear, including athletic footwear.....	07	1301		155.385	155.366	155.366	156.023	156.023
Rubber and plastics footwear, including athletic footwear.....	07	130109	12/11	115.819	115.805	115.805	116.294	116.294
Rubber and plastic belts and belting.....	07	1303		353.615	354.958	355.468	354.088	352.115
Flat rubber and plastics belts and belting.....	07	130371	12/03	320.714	321.242	321.242	319.230	316.354
Rubber and plastics transmission belts and belting (excluding flat).....	07	130372	12/03	158.366	159.528	160.132	160.132	160.132
Rubber and plastics hose.....	07	1304		301.785	301.785	296.105	291.515	292.323
Rubber and plastics hose.....	07	130411	12/11	133.811	133.811	131.292	129.257	129.615
Industrial rubber and plastics hose without fittings.....	07	1304116	12/11	120.066	120.066	117.910	117.910	117.910
Rubber and plastics water hose (incl. fire, irrigation, etc.).....	07	1304117	12/11	183.917	183.917	168.664	158.352	158.352
Rubber and plastics hose for on- and off-highway motor vehicles.....	07	1304118	12/11	122.091	122.091	123.936	122.219	122.219
Miscellaneous rubber products, n.e.c.....	07	1306	06/83	228.756	229.033	228.038	227.813	227.300
All other industrial rubber products.....	07	130604	06/83	326.246	325.856	323.899	324.586	324.586
All other miscellaneous rubber goods.....	07	130606	06/83	247.731	247.731	247.147	246.346	246.346
Rubber compounds or mixtures for sale or interplant transfer.....	07	130612	06/83	312.706	311.497	303.709	303.709	300.212
Rubber druggist and medical sundries, excluding gloves.....	07	130616	12/03	142.325	142.325	142.325	142.325	—
Rubber products for mechanical use.....	07	130617	12/04	138.526	139.396	140.128	139.950	139.966
Molded rubber mechanical goods automotive.....	07	1306171	12/11	102.930	103.587	103.573	103.680	103.757
Molded rubber mechanical goods, transportation/off-highway.....	07	1306172	12/11	125.659	127.502	127.493	127.532	127.686
Other molded rubber mechanical goods (excluding tubing).....	07	1306179	12/11	144.761	145.081	149.213	147.620	147.620
Other extruded rubber mechanical goods (excl. auto)(excl. tubing).....	07	130617C	12/11	125.805	125.805	125.805	126.667	126.667
Rubber coated fabrics, garments, and footwear.....	07	130618	06/06	203.016	203.016	203.016	202.477	202.477
Plastic products.....	07	2		276.095	275.303	275.500	275.015	273.055
Plastic construction products.....	07	21		350.204	350.510	349.874	347.578	344.175

See footnotes at end of table.

Table 9. Producer price indexes for commodity and service groupings and individual items, not seasonally adjusted — Continued
 [June 2023, Index base 1982=100, unless otherwise indicated]

Title	Commodity code		Other index base	Unadjusted index ¹				
	Group code	Item code		Feb. 2023	Mar. 2023 ^P	Apr. 2023 ^P	May 2023 ^P	June 2023 ^P
Plastics construction products.....	07	2106		350.204	350.510	349.875	347.578	344.175
Plastics pipe.....	07	210603	12/05	206.472	206.741	205.763	202.039	199.514
Plastics drain, waste, and vent pipe.....	07	2106031	12/11	154.356	156.233	153.609	149.666	148.342
Plastics water pipe.....	07	2106033	12/11	249.936	249.230	249.291	244.721	240.335
Plastics sewer, stormdrain, and water main pipe.....	07	2106038	12/17	218.580	217.992	217.431	214.850	211.350
Other plastics pipe.....	07	210603B	12/11	187.410	187.410	187.410	187.410	187.410
Plastics pipe fittings and unions.....	07	210604	12/05	320.190	326.665	324.355	317.331	314.617
Plastics plumbing fixtures.....	07	210605	12/05	167.506	167.506	167.495	166.837	166.924
Other plastics construction products.....	07	210606		294.312	293.801	293.938	294.684	291.636
Building and construction polystyrene foam products.....	07	2106061	06/08	215.882	215.348	215.348	215.348	200.621
Building & construction fabricated plastics products (excl foam, plumbing fixtures, hardware).....	07	2106063	06/08	164.950	164.681	164.768	165.247	164.914
Unsupported plastic film, sheet and other shapes.....	07	22		287.243	282.951	283.208	282.046	274.018
Unsupported plastics film, sheet, and other shapes.....	07	2205	12/82	284.648	280.395	280.649	279.497	271.542
Unsupported plastics film, sheet, and other shapes.....	07	220501	12/82	284.648	280.395	280.649	279.497	271.542
Unlaminated polyethylene film and sheet.....	07	2205011	12/11	135.322	131.712	130.539	130.127	122.061
Unlaminated vinyl and vinyl copolymer film and sheet.....	07	2205013	12/11	163.130	161.510	161.510	161.510	159.220
Miscellaneous unlaminated plastics film and sheet.....	07	2205014	12/11	118.202	115.713	115.949	115.259	110.118
Unlaminated plastics profile shapes.....	07	2205015	12/11	138.298	140.604	140.818	141.249	143.988
Laminated plastic sheets, rods, and tubes.....	07	23		267.831	269.030	268.983	268.983	269.587
Laminated plastics plates, sheet (except packaging), and shapes.....	07	2304		268.192	269.393	269.346	269.346	269.950
Laminated plastics plates, sheet (except packaging), and shapes.....	07	230401	12/82	276.066	277.302	277.253	277.253	277.875
Parts for manufacturing from plastics.....	07	26		183.077	182.912	182.143	181.121	180.651
Parts for transportation equipment.....	07	2601		171.556	172.207	172.239	171.089	170.333
Parts for transportation equipment.....	07	260105	12/82	170.154	170.800	170.832	169.692	168.942
Transportation polyurethane foam products.....	07	2601051	12/11	124.749	124.749	124.749	124.749	124.749
Transportation fabricated plastic parts (excluding foam and reinforced plastics).....	07	2601052	12/11	131.974	132.515	132.542	131.587	130.960
Other parts and components for manufacturing.....	07	2602		176.717	176.717	176.811	176.734	177.034
Other parts and components for manufacturing.....	07	260205	12/82	176.854	176.854	176.948	176.870	177.171
All other miscellaneous polyurethane foam products.....	07	2602051	12/11	119.850	119.850	119.863	119.863	119.863
Electrical & electronic fabricated plastics (excl. foam and reinforced plastics).....	07	2602052	12/11	108.664	108.664	108.878	108.731	109.995
All other polystyrene foam products incl. transportation application uses.....	07	2602053	12/11	173.999	173.999	173.999	173.999	172.161
Industrial machinery plastics products, excl foam (incl gears, bearings, bushings, cams).....	07	2602054	12/11	144.323	144.323	144.286	144.286	144.286
Foam components for furniture.....	07	2603	12/82	293.931	285.645	275.036	272.693	272.838
Foam components for furniture.....	07	260305	12/99	216.577	210.471	202.655	200.928	201.035
Other plastic products.....	07	29	12/82	298.130	298.109	301.009	301.678	301.674
Other plastics products.....	07	2901	12/82	298.130	298.109	301.009	301.678	301.674
Custom compounding of purchased resins and color concentrates.....	07	290196	12/99	199.398	198.194	201.427	201.609	201.829
All other reinforced and fiberglass plastics products.....	07	290197	12/99	240.633	242.822	243.039	244.201	243.758
Products made of foam other than polystyrene or polyurethane.....	07	290198	12/99	163.846	164.343	164.343	164.343	164.343
Plastic packaging products.....	07	2A	12/06	148.645	148.387	148.368	148.829	148.194
Plastics packaging products.....	07	2A01	12/06	148.645	148.387	148.368	148.829	148.194
Plastics packaging products.....	07	2A0101	12/06	148.645	148.387	148.368	148.829	148.194
Other plastics packaging products, excluding film, sheet, foam and bottles.....	07	2A01012	12/09	136.854	136.743	137.531	137.925	136.519
Packaging polyurethane foam products.....	07	2A01013	12/09	196.037	196.195	198.819	198.819	198.819
Plastics bottles.....	07	2A01014	12/09	130.946	131.019	129.688	130.432	131.237
Polystyrene foam food containers.....	07	2A01015	12/11	238.328	235.528	234.965	234.510	235.245
Polystyrene foam protective shipping pads, shaped cushioning, etc....	07	2A01016	12/11	246.868	244.877	244.877	244.877	238.622
Consumer, institutional, and commercial products, n.e.c.....	07	2B	12/06	195.490	194.979	195.413	195.623	195.615
All other consumer, institutional, and commercial products.....	07	2B01	12/06	195.490	194.979	195.413	195.623	195.615
All other consumer, institutional, and commercial products.....	07	2B0101	12/06	195.490	194.979	195.413	195.623	195.615
Consumer and institutional polystyrene foam products.....	07	2B01011	12/07	230.329	231.171	230.328	230.582	229.316
Consumer and institutional polyurethane foam products.....	07	2B01013	12/07	198.038	198.038	203.956	—	—
Consumer/institutional/commercial fabricated plastics products.....	07	2B01015	12/07	177.223	176.511	176.916	177.113	177.305
Recyclable plastics.....	07	2C	12/11	86.857	84.823	87.258	88.582	—
Recyclable plastics.....	07	2C01	12/11	86.857	84.823	87.258	88.582	—
Recyclable plastics.....	07	2C0101	12/11	86.857	84.823	87.258	88.582	—
Lumber and wood products.....	08	—		306.608	304.601	303.130	302.326	300.973
Lumber.....	08	1		266.869	263.824	261.176	262.053	258.915
Softwood lumber.....	08	11		277.205	274.339	271.188	270.867	267.387
Softwood cut stock and dimension.....	08	1105		276.446	276.821	280.073	256.236	253.164
Softwood cut stock and dimension.....	08	110503		295.053	295.453	298.924	273.483	270.204

See footnotes at end of table.

Table 9. Producer price indexes for commodity and service groupings and individual items, not seasonally adjusted — Continued
 [June 2023, Index base 1982=100, unless otherwise indicated]

Title	Commodity code		Other index base	Unadjusted index ¹				
	Group code	Item code		Feb. 2023	Mar. 2023 ^P	Apr. 2023 ^P	May 2023 ^P	June 2023 ^P
Softwood lumber, not edge worked.....	08	1106	12/03	142.033	140.509	138.554	139.275	137.333
Softwood lumber, not edge worked.....	08	110601	12/03	142.033	140.509	138.554	139.275	137.333
Softwood dressed lumber, less than 2 inches in nominal thickness, not edge worked.....	08	1106012	06/12	171.188	160.724	154.745	150.955	140.520
Softwood dressed 2-inch lumber, 2 inches in nominal thickness only, not edge worked.....	08	1106013	06/12	146.812	146.221	144.210	145.685	145.346
Softwood dressed lumber and timbers, more than 2 inches in nominal thickness, not edge worked.....	08	1106014	06/12	140.879	139.570	140.416	144.057	137.592
Softwood lumber, made from purchased lumber.....	08	1107	12/03	258.523	254.293	252.990	254.156	253.817
Softwood lumber, made from purchased lumber.....	08	110701	12/03	258.523	254.293	252.990	254.156	253.817
Hardwood lumber.....	08	12		263.148	259.713	257.685	260.344	257.573
Hardwood cut stock and dimension.....	08	1203		296.141	296.138	296.136	296.134	308.413
Hardwood cut stock and dimension.....	08	120311	06/84	257.654	257.652	257.650	257.648	268.331
Hardwood flooring.....	08	1204	06/84	262.704	260.423	263.522	262.148	263.770
Oak and maple hardwood flooring.....	08	120401	06/84	265.321	262.831	266.164	264.687	266.431
Hardwood flooring, other than oak and maple.....	08	120402	12/11	153.574	153.889	153.889	153.889	153.889
Hardwood lumber, not edge worked.....	08	1205	12/03	104.292	101.955	100.760	102.131	98.659
Hardwood lumber, not edge worked.....	08	120501	12/03	104.292	101.955	100.760	102.131	98.659
Millwork.....	08	2		362.201	360.139	356.762	354.947	353.834
General millwork.....	08	21		336.848	335.936	334.566	334.554	334.037
General millwork.....	08	2101		336.848	335.936	334.566	334.554	334.037
Stock wood kitchen cabinets, related cabinetwork and countertops.....	08	210102	12/12	121.676	121.676	122.062	122.910	122.401
Stock wood kitchen cabinets and related cabinetwork for permanent installation.....	08	2101021	12/09	128.433	128.433	128.971	130.152	129.444
Custom wood kitchen cabinets, bathroom vanities, and related cabinetwork.....	08	210105	12/12	147.959	147.959	148.967	148.967	148.967
Custom wood kitchen cabinets and related cabinetwork not sold direct to customer at retail.....	08	2101051	12/09	173.292	173.292	174.139	174.139	174.139
Custom wood kitchen cabinets, bathroom vanities, and related cabinet work sold at retail.....	08	2101052	12/09	141.627	141.627	143.106	143.106	143.106
Wood window units.....	08	210112	06/83	375.178	375.868	375.868	375.868	375.868
Double hung wood window units.....	08	2101121	06/13	166.527	166.527	166.527	166.527	166.527
Casement wood window units.....	08	2101122	06/13	184.079	184.848	184.848	184.848	184.848
All other wood window units, including horizontal sliding, awning and single hung.....	08	2101123	06/13	157.605	157.605	157.605	157.605	157.605
Wood sash, excluding sash shipped in window units.....	08	210122	06/83	378.806	378.806	378.806	378.806	378.806
Wood window & door frames, incl. door frames in door units, excl. window frames in window units.....	08	210132	06/83	241.516	236.577	227.972	223.115	221.791
Wood panel, flush, & molded face doors, interior & exterior, incl. doors with glazed sections.....	08	210142	06/83	362.552	362.552	353.459	352.871	352.732
Other wood doors, incl. garage, patio, bifold, cabinet, screen, storm and louver.....	08	210152	06/83	330.500	326.798	324.215	323.656	323.695
Wood moldings.....	08	210162	06/83	364.394	361.545	358.440	358.723	357.549
Mirror and picture frames and framed pictures.....	08	210175	06/02	147.291	147.291	147.291	147.291	147.291
Other wood millwork products, including stairwork, exterior millwork, and softwood flooring.....	08	210183	06/83	307.501	307.768	309.986	310.660	310.729
Prefabricated structural members.....	08	22		496.599	489.634	477.714	468.331	464.676
Prefabricated structural members.....	08	2201		496.599	489.634	477.714	468.331	464.676
Laminated veneer lumber.....	08	220107	12/03	262.085	258.205	258.205	252.369	-
Other engineered structural wood members, excluding trusses & laminated veneer lumber.....	08	220108	12/03	240.739	237.708	233.573	233.573	233.128
Wood trusses.....	08	220109	12/03	303.482	299.157	290.407	283.486	280.890
Plywood.....	08	3		284.658	281.919	281.024	278.771	279.165
Softwood veneer and plywood.....	08	31		325.825	320.990	320.243	319.298	317.993
Softwood veneer and plywood.....	08	3103		254.445	250.670	250.087	249.349	248.329
Softwood veneer and plywood.....	08	310303	12/05	157.196	154.864	154.503	154.048	153.418
Softwood veneer, incl. veneer backed w/ paper, cloth, or other flexible material.....	08	3103031	12/07	131.493	127.402	125.420	125.208	124.705
Softwood plywood products: rough, sanded, and specialties.....	08	3103035	12/11	187.368	186.273	187.166	186.489	185.720
Hardwood veneer and plywood.....	08	35	12/05	163.270	162.781	162.092	159.758	161.104
Hardwood veneer and plywood.....	08	3501	12/05	163.270	162.781	162.092	159.758	161.104
Hardwood veneer, including veneer backed with paper, cloth, or other flexible material.....	08	350102	12/11	141.287	141.426	141.633	136.716	137.851
Hardwood plywood.....	08	350104	12/12	158.923	159.198	157.122	156.671	156.671
Hardwood veneered panels, including two-ply veneers.....	08	350107	12/11	158.515	154.849	154.642	157.289	161.346
Other wood products.....	08	4		220.951	219.260	219.355	218.221	216.231
Wood pallets and pallet containers, wood and metal combination.....	08	41		393.672	389.587	388.404	384.858	378.666
Wood pallets and pallet containers.....	08	4101		393.672	389.587	388.404	384.858	378.666
Wood pallets and pallet containers, wood and metal combination.....	08	410101	12/09	201.583	199.491	198.886	197.070	193.899

See footnotes at end of table.

Table 9. Producer price indexes for commodity and service groupings and individual items, not seasonally adjusted — Continued
 [June 2023, Index base 1982=100, unless otherwise indicated]

Title	Commodity code		Other index base	Unadjusted index ¹				
	Group code	Item code		Feb. 2023	Mar. 2023 ^P	Apr. 2023 ^P	May 2023 ^P	June 2023 ^P
Wood boxes.....	08	42		237.728	237.728	236.812	235.640	235.640
Wood boxes.....	08	4201		237.728	237.728	236.812	235.640	235.640
Nailed and lock-corner wood boxes.....	08	420101	06/85	212.477	212.477	212.477	212.477	212.477
Wood box and crate shook.....	08	420102	06/85	243.723	243.723	236.464	233.773	233.773
Other wood container parts and wood containers.....	08	420127	12/03	129.005	129.005	131.760	131.760	131.760
Miscellaneous wood products.....	08	49		146.464	145.689	146.544	146.557	146.343
Wood ties, siding, shingles, and shakes, and contract sawing of logs owned by others.....	08	4903	12/03	170.178	172.228	171.960	174.371	174.351
Wood ties, siding, shingles, and shakes, and contract sawing of logs owned by others.....	08	490301	12/03	170.178	172.228	171.960	174.371	174.351
Sawn wood fence stock, wood lath, and contract resawing and planing.....	08	4904	12/03	220.450	220.450	220.450	220.450	220.450
Sawn wood fence stock, wood lath, and contract resawing and planing.....	08	490401	12/03	220.450	220.450	220.450	220.450	220.450
All other miscellaneous wood products.....	08	4909	06/84	228.542	226.891	228.495	228.260	227.867
All other miscellaneous wood products.....	08	490901	06/84	228.542	226.891	228.495	228.260	227.867
Logs, bolts, timber, pulpwood and wood chips.....	08	5		273.793	270.927	269.023	268.909	270.433
Logs, bolts, timber, pulpwood and wood chips.....	08	51		273.793	270.927	269.023	268.909	270.433
Logs, bolts, timber, pulpwood and wood chips.....	08	5105	12/11	116.992	115.767	114.954	114.905	115.556
Logs, bolts, timber and pulpwood.....	08	510502	12/11	115.513	113.751	112.978	112.944	113.576
Wood chips, excluding field chips.....	08	510505	12/11	119.038	120.097	119.142	119.036	119.743
Prefabricated wood buildings & components.....	08	6	12/84	375.691	375.677	378.041	378.874	380.054
Prefabricated wood buildings & components.....	08	61	12/84	375.691	375.677	378.041	378.874	380.054
Prefabricated wood buildings and components.....	08	6101	12/84	375.691	375.677	378.041	378.874	380.054
Prefabricated stationary wood buildings, components (not sold as complete units).....	08	610101	12/84	208.429	207.259	208.068	206.825	206.099
Prefabricated stationary wood buildings, precut packages (complete units).....	08	610102	12/84	514.720	516.602	517.484	519.301	526.549
Prefabricated stationary wood buildings, shipped in panel form (complete units).....	08	610103	12/84	578.565	577.755	577.930	580.456	581.086
Prefabricated stationary wood buildings, shipped in three-dimensional assemblies.....	08	610104	12/84	398.327	398.590	405.425	405.891	405.891
Prefabricated stationary wood buildings, three-dimensional assemblies, residential.....	08	6101041	12/11	188.137	188.276	191.864	192.108	192.108
Prefabricated stationary wood buildings, three-dimensional assemblies, nonresidential.....	08	6101042	12/11	181.625	181.627	181.627	181.630	181.630
Treated wood and contract wood preserving.....	08	7	06/85	273.295	277.703	285.016	284.194	283.431
Treated wood and contract wood preserving.....	08	71	06/85	273.295	277.703	285.016	284.194	283.431
Treated wood.....	08	7101	06/85	278.761	283.446	291.293	290.416	289.672
Wood poles, piles, and posts owned and treated by the same establishment.....	08	710101	06/85	402.872	414.929	431.455	434.501	434.501
Other wood products owned and treated by the same establishment.....	08	710102	06/85	241.728	242.096	245.276	241.501	240.105
Contract wood preservation.....	08	7102	06/85	224.863	225.145	224.271	224.274	223.029
Receipts for treating wood owned by others w/ arsenical chemicals, creosote, & other chemicals.....	08	710201	06/85	224.863	225.145	224.271	224.274	223.029
Pulp, paper, and allied products.....	09	-		334.656	333.854	333.372	333.390	332.376
Pulp, paper, and prod., ex. bldg. paper.....	09	1		291.107	289.607	289.006	288.387	287.070
Wood pulp.....	09	11		255.659	254.684	237.567	220.910	211.312
Wood pulp.....	09	1105	06/06	177.488	176.811	164.928	153.364	146.701
Wood pulp.....	09	110501	06/06	177.488	176.811	164.928	153.364	146.701
Special alpha and dissolving wood pulp, incl. sulfite and sulfate and other wood pulp.....	09	1105012	12/11	132.378	132.406	122.626	112.896	107.156
All other miscellaneous pulp, other than wood, and pulp mill byproducts incl. turpentine.....	09	1105017	12/07	218.356	210.654	207.848	207.848	209.583
Recyclable paper.....	09	12		194.136	193.419	205.695	213.895	211.163
News and other low grade recyclable paper.....	09	1201		180.153	184.351	176.481	177.792	-
News and other low grade recyclable paper.....	09	120125	06/06	81.333	83.228	79.675	80.267	-
Corrugated recyclable paper.....	09	1203		152.148	154.409	176.611	183.405	184.451
Corrugated recyclable paper.....	09	120325	06/06	52.262	53.039	60.665	62.999	63.358
High grade recyclable paper (including pulp substitutes and deinking).....	09	1207	12/86	161.040	153.156	142.364	150.167	134.504
High grade recyclable (including pulp substitutes and deinking).....	09	120725	06/06	121.076	115.148	107.034	112.901	101.125
Paper.....	09	13		250.607	249.613	251.456	249.160	248.080
Writing and printing papers.....	09	1301		249.222	245.829	248.022	246.995	244.594
Bleached bristol, clay-coated, uncoated, and industrial converted paper.....	09	130119	12/11	133.943	131.712	133.313	132.439	130.979
Printing paper, coated at establishments other than where paper was produced.....	09	130120	12/11	133.301	131.294	131.294	131.294	-
Newsprint.....	09	1302		176.511	172.348	172.075	168.866	166.083
Newsprint.....	09	130291		176.511	172.348	172.075	168.866	166.083
Packaging and industrial converting paper.....	09	1303		312.141	313.585	316.322	312.372	312.761

See footnotes at end of table.

Table 9. Producer price indexes for commodity and service groupings and individual items, not seasonally adjusted — Continued

[June 2023, Index base 1982=100, unless otherwise indicated]

Title	Commodity code		Other index base	Unadjusted index ¹				
	Group code	Item code		Feb. 2023	Mar. 2023 ^P	Apr. 2023 ^P	May 2023 ^P	June 2023 ^P
Coated and laminated single and multi-web paper.....	09	130321	12/87	276.631	276.792	278.239	272.195	272.080
Single-web paper, rolls and sheets, including waxed, for flexible packaging uses.....	09	1303211	12/11	166.906	166.906	166.454	166.454	166.454
Multiweb laminated rolls and sheets, except foil, for flexible packaging uses.....	09	1303213	12/11	141.880	142.048	143.941	137.673	137.553
Coated and laminated single and multi-web film.....	09	130322	12/87	247.000	248.665	251.605	249.352	250.448
Single-web film, rolls, and sheets, including coextruded, for flexible packaging uses.....	09	130322A	01/19	122.086	124.635	125.614	124.989	124.626
Single-web film, rolls, and sheets for flexible packaging uses.....	09	130322A1	12/11	134.074	137.222	138.370	137.712	137.660
Coextruded single-web film, for flexible packaging uses.....	09	130322A2	12/11	131.693	132.976	133.727	132.933	131.088
All other coated and processed papers.....	09	1305	12/82	259.560	264.094	261.443	255.742	256.385
Converted foil for nonpackaging applications.....	09	130505	06/13	121.419	121.419	121.419	121.419	121.419
Other coated and processed papers, except for packaging uses.....	09	130506	06/13	122.905	125.653	124.046	120.590	120.980
Paperboard.....	09	14		351.116	348.092	344.863	344.184	342.290
Corrugated paperboard in sheets and rolls, lined and unlined.....	09	1405		352.667	338.324	330.575	326.324	326.574
Corrugated paperboard in sheets and rolls, lined and unlined.....	09	140551		352.667	338.324	330.575	326.324	326.574
Paperboard, excluding corrugated paperboard in sheets and rolls.....	09	1411	12/82	371.727	371.187	368.830	368.952	366.440
Recycled paperboard.....	09	141105	12/82	417.262	414.759	406.755	407.355	398.402
Unbleached kraft packaging and industrial converting paperboard.....	09	141107	12/99	224.067	224.031	223.181	223.181	223.006
Bleached packaging and industrial converting paperboard.....	09	141112	05/21	130.842	130.842	130.842	130.842	130.842
Converted paper and paperboard products.....	09	15		309.203	307.726	307.768	308.548	307.859
Sanitary paper products, including stock.....	09	1501		222.303	222.403	222.457	223.026	222.089
Sanitary paper products, including stock.....	09	150123	12/99	154.267	154.335	154.373	154.768	154.118
Sanitary tissue paper products, made in paper mills.....	09	1501233	12/07	135.733	136.076	136.231	136.802	135.811
Disposable diapers and similar disposable products, purchased sanitary paper stock and wadding.....	09	1501234	12/07	123.291	123.291	123.291	123.291	123.291
Sanitary tissue paper products, made from purchased sanitary paper stock or wadding.....	09	1501235	12/07	146.770	146.131	145.869	145.968	145.942
Paper, plastic, and foil bags.....	09	1502		351.167	351.634	355.233	354.889	354.817
Uncoated single-web paper grocers' bags and sacks and variety and shopping bags.....	09	150214	12/83	402.522	402.522	453.783	461.539	461.539
Specialty bags, pouches and liners.....	09	150216	12/83	283.489	283.917	284.427	283.687	283.621
Plastics, foil, and coated paper bags.....	09	1502161	12/10	155.153	155.164	154.991	154.987	155.191
Specialty bags, pouches, and liners, multiweb laminations and foil, except film-film.....	09	15021612	06/13	151.656	151.677	151.229	151.220	151.611
Single-web film specialty bags, pouches, and liners.....	09	1502162	12/10	138.527	138.784	139.100	138.694	138.633
Polyethylene grocery and variety bags and pouches.....	09	15021621	12/11	124.511	123.754	123.923	120.925	120.925
Polyethylene refuse bags.....	09	15021622	12/11	129.168	129.561	130.294	131.175	131.175
Other polyethylene bags, pouches, and liners.....	09	15021625	12/11	144.950	146.065	146.518	146.622	146.418
Coextruded single-web film specialty bags, pouches, & liners.....	09	15021626	06/13	141.366	141.366	141.366	141.366	141.366
Multiweb film/film combination specialty bags, pouches and liners.....	09	1502163	12/10	142.298	141.339	140.795	140.353	140.353
Paper boxes and containers.....	09	1503		355.416	352.448	350.787	353.180	352.198
Corrugated shipping containers.....	09	150301	06/87	344.610	340.233	335.958	335.737	334.219
Corrugated shipping containers for food and beverages and carryout boxes for retail food.....	09	1503011	12/09	166.410	165.763	163.197	163.197	163.427
Corrugated shipping containers for paper and allied products.....	09	1503012	12/09	181.264	174.251	172.986	172.333	172.169
Corrugated shipping containers for metal and electrical machinery.....	09	1503013	12/09	198.144	198.144	196.914	196.816	195.732
Corrugated shipping containers for all other end uses.....	09	1503014	12/09	175.824	173.262	170.802	170.802	168.736
Setup (rigid) paperboard boxes.....	09	150322	12/83	497.312	499.675	499.389	500.543	501.761
Folding paperboard boxes, packaging, and packaging components.....	09	150336	12/04	156.628	156.785	158.585	161.978	162.004
Folding paperboard boxes, packaging, and packaging components.....	09	15033601	12/11	143.468	143.612	145.261	148.369	148.393
Paperboard fiber drums with ends of any material.....	09	150337		535.713	535.713	533.819	535.209	535.614
Other corrugated and solid fiber products, including containers, pallets, pads, etc.....	09	1504		440.725	438.944	436.783	436.573	436.397
Other corrugated and solid fiber products, including containers, pallets, pads, etc.....	09	150441		612.923	610.447	607.441	607.149	606.904
Office supplies and accessories.....	09	1506		270.985	266.563	269.973	267.441	267.791
Envelopes.....	09	150636	12/84	254.796	253.334	254.093	254.034	251.753
Die-cut paper and paperboard office supplies.....	09	150646	12/03	280.308	280.308	280.308	280.308	280.308
Paper supplies for business machines and other misc. unprinted office supplies.....	09	150655	06/90	267.575	252.951	267.570	256.883	258.135
Tablets, pads, and related products.....	09	150657	12/11	142.314	142.493	142.493	142.493	146.177
Fiber cans, tubes, and similar fiber products.....	09	1507		493.588	485.932	491.012	491.725	491.247
Fiber cans, all fiber and composite.....	09	150731	12/09	189.277	181.608	187.554	188.691	188.911
Fiber cores and tubes.....	09	150732	12/09	190.482	189.823	189.823	189.668	189.270
Paperboard cones, reels, spools, bobbins, blocks, and all vulcanized fiber products.....	09	150733	12/09	155.856	155.856	155.856	155.856	155.856
Molded pulp goods, including egg cartons, florists pots, food trays, etc.....	09	1508	06/85	277.403	280.291	282.329	280.295	281.049
Molded pulp goods, including egg cartons, florists pots, food trays, etc.....	09	150814	06/90	241.450	243.964	245.737	243.967	244.623
Miscellaneous converted paper and paperboard products.....	09	1509	12/84	257.095	256.450	256.361	255.391	255.340
Pasted, lined, laminated, or surface-coated paperboard.....	09	150901	12/84	334.363	334.363	334.363	334.363	334.363

See footnotes at end of table.

Table 9. Producer price indexes for commodity and service groupings and individual items, not seasonally adjusted — Continued
 [June 2023, Index base 1982=100, unless otherwise indicated]

Title	Commodity code		Other index base	Unadjusted index ¹				
	Group code	Item code		Feb. 2023	Mar. 2023 ^P	Apr. 2023 ^P	May 2023 ^P	June 2023 ^P
Wallcoverings.....	09	150902	06/85	189.397	189.397	189.397	189.397	189.397
Other sanitary paper products & misc. converted paper & paperboard products.....	09	150999	12/84	254.199	253.399	253.288	252.084	252.020
Miscellaneous converted paper and paperboard products.....	09	1509992	06/10	158.244	157.494	157.390	156.261	156.221
Pressure-sensitive products.....	09	16	12/82	248.655	248.251	245.623	246.662	247.145
Pressure-sensitive products.....	09	1601	12/82	248.655	248.251	245.623	246.662	247.145
Pressure-sensitive products.....	09	160101	12/82	248.147	247.743	245.120	246.157	246.639
Building paper & building board mill prods.....	09	2		287.578	289.741	295.759	313.747	315.139
Hardboard, particleboard & fiberboard prods.....	09	22		271.295	273.335	279.012	295.981	297.295
Particleboard and fiberboard.....	09	2201		278.403	280.479	286.581	304.906	306.316
Particleboard made from particleboard produced at the same location...	09	220125	12/82	386.641	377.933	374.863	370.293	370.293
Prefinished particleboard and medium density fiberboard (MDF) made from purchased materials.....	09	220141	12/02	288.695	284.975	270.077	260.163	260.217
Hardboard products.....	09	2202	06/84	240.123	242.262	242.142	240.242	240.242
Hardboard products.....	09	220206	12/11	183.054	184.685	184.594	183.145	183.145
Publications, printed matter and printing material.....	09	4	06/09	142.166	142.725	142.441	142.390	142.413
Books printing.....	09	44	12/83	276.776	279.313	281.451	280.724	280.724
Books printing.....	09	4401	12/83	276.776	279.313	281.451	280.724	280.724
Books printing.....	09	440114	06/05	176.129	177.743	179.104	178.641	178.641
Textbook printing and binding.....	09	4401141	12/11	162.778	162.579	162.579	161.046	161.046
Technical, scientific, & professional book printing & binding.....	09	4401143	12/11	151.299	151.300	151.573	150.995	150.995
Religious book printing and binding.....	09	4401145	12/11	164.864	165.137	166.080	165.454	165.454
General book (trade, etc.) printing and binding.....	09	4401147	12/11	213.031	217.831	221.698	221.698	221.698
Other book and pamphlet printing and binding.....	09	440114E	12/11	118.037	118.337	118.337	118.283	118.283
Manifold business forms printing.....	09	45	12/83	422.097	422.097	422.097	422.097	422.097
Manifold business forms printing.....	09	4501	12/83	422.097	422.097	422.097	422.097	422.097
Manifold business forms printing, excluding checkbooks.....	09	450105	09/18	114.289	114.289	114.289	114.289	114.289
Commercial printing.....	09	47	06/82	230.843	231.747	231.107	231.068	231.068
Magazine and periodical printing.....	09	4701	06/82	172.757	172.929	171.428	171.428	171.428
Magazine and periodical printing (lithographic).....	09	470102	06/82	183.848	184.031	182.433	182.433	182.433
Label and wrapper printing for packaging.....	09	4702	06/82	256.186	261.075	259.699	259.244	259.244
Label and wrapper printing (lithographic).....	09	470202	06/82	179.795	179.928	176.277	176.277	176.277
Label and wrapper printing (flexographic).....	09	470205	12/08	158.478	163.103	163.103	163.103	163.103
Catalog and directory printing.....	09	4703	06/82	160.533	160.552	159.138	159.138	159.138
Catalog and directory printing (lithographic).....	09	470302	06/82	174.746	174.766	173.227	173.227	173.227
Advertising printing.....	09	4705	06/82	187.651	187.686	187.100	187.228	187.228
Advertising printing (lithographic).....	09	470506	06/82	184.271	184.305	183.896	184.024	184.024
Other general job printing.....	09	4706	06/82	298.300	298.349	298.480	298.488	298.488
Quick printing.....	09	470604	12/08	125.788	125.788	125.788	125.788	125.788
Other commercial and general job printing.....	09	470609	06/82	299.488	299.545	299.697	299.707	299.707
Other commercial and general job printing (lithographic).....	09	4706091	06/09	135.574	135.602	135.677	135.682	135.682
All other commercial and general job printing.....	09	4706094	09/18	128.850	128.850	128.850	128.850	128.850
Other commercial printing, incl. screen, engraving, digital, & general job exc. labels/wrappers.....	09	4711	12/88	199.319	199.572	199.253	199.275	199.275
Commercial screen printing, excluding on garments, apparel accessories, & other fabric articles.....	09	471101	06/82	182.882	183.197	183.197	183.197	183.197
Screen printing (excluding on textiles, apparel, apparel accessories, and labels).....	09	4711012	06/09	130.195	130.419	130.419	130.419	130.419
Other commercial and general job screen printing.....	09	47110123	06/10	129.548	130.187	130.187	130.187	130.187
Digital printing.....	09	471103	12/88	151.970	152.180	151.863	151.884	151.884
Blankbooks, binders, and bookbinding work.....	09	48	06/85	340.470	340.400	339.954	339.467	340.897
Tradebinding and related work.....	09	4802	12/85	217.649	217.576	217.114	216.608	218.093
Miscellaneous binding and postpress work, incl collating, perforating, folding, gluing, etc.....	09	480203	12/11	135.953	135.806	135.484	135.133	135.045
Softcover, pamphlet, sample book, and other binding of books and materials printed elsewhere.....	09	480204	12/11	144.156	144.162	143.800	143.177	146.194
Services for the printing trade.....	09	49	06/85	112.772	112.772	112.772	112.772	112.772
Prepress services, including platemaking.....	09	4905	12/03	100.601	100.601	100.601	100.601	100.601
Prepress services, excl platemaking (incl film, assembled flats, color sep., typesetting, etc.).....	09	490501	12/03	98.838	98.838	98.838	98.838	98.838
Printing plates and cylinders, prepared for printing (excl blank plates and blank cylinders).....	09	490502	12/03	107.956	107.956	107.956	107.956	107.956
Metals and metal products.....	10	—		311.822	314.564	316.926	318.442	314.426
Iron and steel.....	10	1		332.616	340.670	347.401	354.359	345.628
Iron ores.....	10	11		219.106	217.959	215.192	191.225	191.225
Iron ores.....	10	1105	12/97	230.251	229.046	226.139	200.952	200.952
Iron ores.....	10	110555	12/97	230.251	229.046	226.139	200.952	200.952

See footnotes at end of table.

Table 9. Producer price indexes for commodity and service groupings and individual items, not seasonally adjusted — Continued

[June 2023, Index base 1982=100, unless otherwise indicated]

Title	Commodity code		Other index base	Unadjusted index ¹				
	Group code	Item code		Feb. 2023	Mar. 2023 ^P	Apr. 2023 ^P	May 2023 ^P	June 2023 ^P
Iron and steel scrap.....	10	12		606.166	664.400	648.996	610.697	539.463
Carbon steel scrap.....	10	1211	12/86	555.481	617.606	604.881	567.086	500.167
Heavy melting scrap.....	10	121191	06/96	329.457	348.469	342.480	309.432	280.961
Carbon steel scrap bundles.....	10	121192	06/96	291.349	348.557	354.337	341.589	304.000
Shredded carbon steel scrap.....	10	121193	06/96	272.353	300.234	294.950	287.213	248.063
Cut plate and structural scrap.....	10	121194	06/96	315.443	343.878	332.926	303.099	277.211
Other carbon steel scrap.....	10	121195	06/96	210.277	279.196	253.959	199.922	-
Stainless and other alloy steel scrap.....	10	1212	12/86	506.685	463.253	459.028	456.831	405.552
Stainless and other alloy steel scrap.....	10	121208	06/96	328.276	300.136	297.399	295.975	262.753
Cast iron scrap.....	10	1213	12/86	350.504	361.341	332.604	308.251	274.583
Cast iron scrap.....	10	121308	06/96	272.878	281.315	258.942	239.983	213.771
Other ferrous scrap.....	10	1215	06/06	125.821	146.648	133.334	127.746	117.614
Other ferrous scrap.....	10	121501	06/06	125.821	146.648	133.334	127.746	117.614
Foundry and forge shop products.....	10	15		279.753	279.901	282.562	282.048	281.327
Pressure and soil pipe & fittings, cast iron.....	10	1502		587.367	588.930	591.049	590.734	590.734
Pressure pipe & fittings, cast iron.....	10	15021	12/11	141.611	142.233	143.076	142.951	142.951
Pressure pipe & fittings, ductile iron.....	10	150211		419.650	421.016	423.385	423.385	423.385
Other gray and ductile iron castings.....	10	1504		268.175	268.733	270.838	270.726	270.465
Ductile iron castings (excluding pressure pipe & fittings).....	10	150413	12/03	193.133	193.199	194.299	194.761	194.861
Ductile iron castings for automotive uses.....	10	1504131	06/12	112.470	112.259	112.422	112.601	112.876
Ductile iron castings for all other uses.....	10	1504132	06/12	141.048	141.279	142.435	142.838	142.752
Gray iron castings (excluding soil & pressure pipe & fittings).....	10	150419	12/11	137.448	137.943	139.461	138.847	138.416
Steel investment castings.....	10	1506		320.191	320.191	320.325	320.325	320.325
Steel investment castings.....	10	150624	12/03	182.775	182.775	182.851	182.851	182.851
Carbon steel castings, except investment.....	10	1507		286.533	286.547	290.296	290.296	291.052
Carbon steel castings, except investment.....	10	150701	12/03	193.944	193.954	196.491	196.491	197.003
High alloy steel castings, excluding investment.....	10	1508		395.791	395.791	395.791	395.791	395.791
High alloy steel castings, excluding investment.....	10	150801	12/03	290.742	290.742	290.742	290.742	290.742
Other alloy steel castings, except investment.....	10	1509		265.817	266.016	268.425	268.932	271.052
Other alloy steel castings, except investment.....	10	150901	12/03	190.414	190.556	192.282	192.645	194.163
Other forge shop products.....	10	1513	06/82	205.760	205.583	209.587	208.440	206.683
Closed die forgings, ferrous.....	10	151359	06/98	149.367	149.868	153.783	152.771	151.483
Hot impression die impact, press and upset steel forgings.....	10	15135912	12/17	121.858	122.307	125.819	124.911	123.858
Hot impression die impact, press, and upset carbon steel forgings.....	10	151359121	12/17	111.577	111.568	-	-	-
Hot impression die impact, press, & upset alloy steel forgings, except stainless and high temp.....	10	151359122	12/17	127.640	128.679	130.766	128.141	125.689
Steel mill products.....	10	17		315.255	318.190	329.659	346.540	344.618
Semifinished steel mill products.....	10	1702	06/82	442.266	446.427	456.380	450.450	443.262
Hot rolled steel bars, plates, and structural shapes.....	10	1704	06/82	296.018	294.133	298.216	305.393	303.887
Hot rolled steel bars, plates, & structural shapes, alloy.....	10	170406	12/10	137.669	140.527	147.470	147.437	145.991
Hot rolled steel bars, plates, and structural shapes, carbon.....	10	170410	12/17	170.918	169.344	171.487	176.024	175.199
Steel wire.....	10	1705	06/82	410.908	411.520	417.201	417.646	414.146
Steel wire, carbon.....	10	170501	12/03	365.377	363.381	365.428	367.319	364.983
Steel wire, stainless steel.....	10	170502	12/10	195.105	195.105	195.105	195.105	195.105
Steel pipe and tube.....	10	1706	06/82	428.384	427.745	425.752	428.310	406.804
Steel pipe and tube, carbon.....	10	170652	12/17	180.050	180.602	180.222	184.117	173.496
Steel pipe and tube, stainless steel.....	10	170674	12/10	155.784	154.371	154.883	151.329	149.589
Cold rolled steel sheet and strip.....	10	1707	06/82	329.742	339.953	377.689	396.966	409.487
Cold rolled steel sheet and strip.....	10	170710	06/82	329.742	339.953	377.689	396.966	409.487
Cold finished steel bars and bar shapes.....	10	1708	06/82	293.162	293.904	280.076	285.451	282.712
Cold finished steel bars and bar shapes.....	10	170810	12/17	153.030	153.417	146.199	149.005	147.575
Electrometallurgical ferroalloy products.....	10	1712	12/17	145.157	145.156	146.732	145.878	139.488
Electrometallurgical ferroalloy products.....	10	171201	12/17	145.157	145.156	146.732	145.878	139.488
Nonferrous metals.....	10	2		335.647	335.147	334.921	333.835	325.906
Nonferrous metal ores.....	10	21	12/83	538.419	559.733	563.295	555.404	530.829
Other metal ores.....	10	2112	12/03	2,415.224	2,699.193	2,774.482	-	-
Other metal ores.....	10	211201	12/03	2,415.224	2,699.193	2,774.482	-	-
Primary nonferrous metals.....	10	22		249.419	236.448	238.684	249.182	248.411
Primary nonferrous metals.....	10	2201		255.570	242.279	244.570	255.327	254.537
Copper cathode and refined copper.....	10	220131	12/96	240.593	240.593	-	-	-
Other nonferrous metals, unalloyed.....	10	220181	06/88	378.815	347.287	353.854	371.566	-
Nonferrous scrap.....	10	23		470.278	460.253	459.590	459.966	444.419
Copper base scrap.....	10	2301		622.791	624.212	622.432	598.975	600.607
No. 1 copper scrap, including wire.....	10	230101	12/86	517.696	518.611	511.708	495.118	495.629
No. 2 copper scrap, including wire.....	10	230102	12/86	842.240	845.301	849.694	814.389	813.808
Yellow brass scrap.....	10	230103	12/86	680.726	682.506	696.301	662.177	669.032
Aluminum base scrap.....	10	2302		256.530	248.700	247.480	242.466	240.636

See footnotes at end of table.

Table 9. Producer price indexes for commodity and service groupings and individual items, not seasonally adjusted — Continued
 [June 2023, Index base 1982=100, unless otherwise indicated]

Title	Commodity code		Other index base	Unadjusted index ¹				
	Group code	Item code		Feb. 2023	Mar. 2023 ^P	Apr. 2023 ^P	May 2023 ^P	June 2023 ^P
Used beverage can scrap.....	10	230205	12/86	221.531	221.299	212.334	201.996	199.463
Other old aluminum base scrap.....	10	230206	12/86	190.378	—	191.887	—	—
Other nonferrous scrap (including lead, zinc and precious metals).....	10	2303		489.423	471.818	473.452	502.560	456.345
Other nonferrous scrap (including lead, zinc and precious metals).....	10	230309	06/06	209.312	201.783	202.482	214.931	195.166
Secondary nonferrous metals.....	10	24		329.849	330.920	329.568	327.538	318.485
Secondary aluminum.....	10	2402		296.380	295.895	289.348	287.279	283.151
Secondary aluminum.....	10	240229	06/97	184.450	184.148	180.073	178.785	176.216
Secondary copper, alloyed and unalloyed.....	10	2403		692.433	691.971	706.128	708.975	699.436
Secondary copper, alloyed and unalloyed.....	10	240339	06/97	453.731	453.428	462.705	464.570	458.320
Secondary precious metals.....	10	2406		378.505	390.119	409.526	412.768	400.102
Secondary precious metals.....	10	240669	06/97	448.805	462.576	485.588	489.432	474.413
All other miscellaneous secondary nonferrous metals, including lead and zinc.....	10	2408	06/11	106.784	105.606	102.684	99.961	92.880
All other miscellaneous secondary nonferrous metals, including lead and zinc.....	10	240801	06/11	106.784	105.606	102.684	99.961	92.880
Nonferrous mill shapes.....	10	25		277.080	277.311	274.169	273.582	269.209
Aluminum mill shapes.....	10	2501		240.325	240.372	235.988	237.308	234.227
Aluminum sheet and strip.....	10	250105	12/03	146.601	146.807	143.401	145.161	141.905
Extruded aluminum shapes, including rod, bar, and wire.....	10	250162	12/04	169.191	168.568	165.168	165.275	163.918
Copper and brass mill shapes.....	10	2502		600.962	601.606	596.157	583.797	565.718
Copper and copper alloy sheet, strip and plate.....	10	250237	12/03	311.345	307.098	306.323	302.214	—
Copper and copper alloy rod, bar and shapes.....	10	250238	12/03	358.743	358.743	355.377	346.370	335.108
Copper and copper alloy pipe and tube.....	10	250239	06/04	371.905	378.050	372.782	366.548	349.930
Nickel and nickel-base alloy mill shapes.....	10	2504		228.732	229.346	237.847	232.647	230.902
Nickel and nickel-base alloy mill shapes.....	10	250466	12/03	166.199	166.645	172.822	169.043	167.775
Titanium and titanium-base alloy mill shapes.....	10	2505		205.122	208.055	208.772	207.522	207.522
Titanium and titanium-base alloy mill shapes.....	10	250505	12/03	182.465	185.074	185.711	184.599	184.599
Other nonferrous mill shapes.....	10	2519		260.068	257.745	257.817	265.653	265.955
All other nonferrous metal mill shapes, except precious metal.....	10	251935	12/03	241.596	238.761	236.065	246.218	246.609
Nonferrous wire and cable.....	10	26		364.019	361.192	361.045	354.648	348.217
Nonferrous wire and cable.....	10	2603	12/82	373.391	370.492	370.341	363.779	357.182
Electronic wire and cable.....	10	260301	12/82	330.114	329.533	330.018	329.443	324.441
Copper wire and cable.....	10	260314	12/86	408.903	404.161	401.438	388.467	375.627
Power wire and cable.....	10	260332	06/04	404.848	403.840	406.272	405.338	409.828
Fiber optic cable.....	10	260333	12/88	69.626	69.626	70.259	70.485	70.485
Other wire and cable.....	10	260398	06/04	212.709	214.572	214.522	216.987	216.076
Nonferrous forge shop products.....	10	27	12/83	208.767	208.762	209.359	211.942	211.954
Nonferrous forge shop products.....	10	2701	12/83	208.767	208.762	209.359	211.942	211.954
Nonferrous forge shop products.....	10	270111	12/83	209.760	209.755	210.354	212.950	212.962
Hot impression die, impact, press and upset aluminum and other nonferrous forgings.....	10	2701111	12/07	124.133	124.130	124.521	126.217	126.225
Hot impression die, impact, press and upset aluminum and aluminum alloy forgings.....	10	27011111	12/07	130.744	130.738	131.516	131.514	131.530
Hot impression die, impact, press and upset titanium and titanium alloy forgings.....	10	27011112	12/07	115.035	115.035	115.035	118.836	118.836
Other nonferrous hot impression die impact, press, and upset forgings.....	10	27011113	12/07	129.538	129.538	129.538	129.538	129.538
Nonferrous foundry shop products.....	10	28		274.867	274.257	278.496	278.468	276.953
Aluminum castings.....	10	2802		233.628	232.875	233.406	233.556	233.216
Aluminum die-castings.....	10	280207	06/83	198.377	196.581	197.566	197.041	196.638
Aluminum castings, excluding die-castings.....	10	280208	05/18	131.942	132.863	132.540	133.384	133.325
Castings, nonferrous (except aluminum).....	10	2807	12/11	139.443	139.422	145.320	145.094	143.128
Castings, nonferrous (except aluminum).....	10	280701	12/11	139.443	139.422	145.320	145.094	143.128
Nonferrous die-castings (except aluminum).....	10	2807011	12/11	139.098	139.039	138.476	137.828	136.334
Copper base castings (excluding die-castings).....	10	2807013	12/11	135.398	135.397	134.994	135.021	131.231
Metal containers.....	10	3		231.385	230.652	231.111	231.739	231.290
Metal cans and can components.....	10	31		209.252	208.515	208.987	208.980	208.580
Steel cans and tinware end products.....	10	3102		327.055	324.200	324.200	324.200	—
Steel cans and tinware end products.....	10	310231	12/01	256.375	254.136	254.136	254.136	—
Aluminum cans and can components.....	10	3103		148.480	148.473	149.032	149.024	148.550
Aluminum cans and can components.....	10	310331	12/01	175.171	175.164	175.822	175.813	175.254
Barrels, drums, pails and other metal containers.....	10	32		439.409	438.716	439.052	445.673	444.767
Barrels, drums, pails and other metal containers.....	10	3201		439.409	438.716	439.052	445.673	444.767
Steel shipping barrels and drums (excl. beer barrels) (more than 12-gallon capacity).....	10	320106	12/11	158.323	158.323	158.785	166.871	165.619
All other metal containers.....	10	320107	12/11	185.018	184.436	184.436	184.436	184.439
Hardware.....	10	4		285.549	286.034	286.148	286.177	286.772

See footnotes at end of table.

Table 9. Producer price indexes for commodity and service groupings and individual items, not seasonally adjusted — Continued
 [June 2023, Index base 1982=100, unless otherwise indicated]

Title	Commodity code		Other index base	Unadjusted index ¹				
	Group code	Item code		Feb. 2023	Mar. 2023 ^P	Apr. 2023 ^P	May 2023 ^P	June 2023 ^P
Hardware, n.e.c.....	10	41		288.646	289.270	288.003	287.906	287.827
Builders' hardware.....	10	4101		336.011	336.129	336.476	336.476	336.476
Builders' hardware (lock units, key blanks, door & window hardware, cabinet hardware, etc.).....	10	410104	06/07	169.329	169.389	169.563	169.563	169.563
Transportation equipment hardware.....	10	4103		203.235	204.699	203.002	203.002	203.002
Motor vehicle hardware.....	10	410311	06/85	169.478	169.530	169.768	169.768	169.768
Other transportation equipment hardware, incl. marine & aircraft (excl. motor vehicle hardware).....	10	410341	06/85	—	—	609.551	609.551	609.551
Furniture hardware.....	10	4104		325.834	324.147	323.384	321.967	320.330
Furniture hardware.....	10	410411	06/85	291.091	289.584	288.903	287.636	286.174
Other miscellaneous hardware.....	10	4105	06/85	469.943	469.878	459.836	459.369	459.369
Other miscellaneous hardware.....	10	410502	12/03	332.495	332.449	325.344	325.014	325.014
Hand and edge tools.....	10	42		288.147	288.356	291.353	291.647	293.662
Hand and edge tools.....	10	4201		288.147	288.356	291.353	291.647	293.662
Mechanics hand service tools.....	10	420135	06/06	144.367	144.852	145.240	145.921	145.802
Edge tools, hand operated.....	10	420145	06/06	168.144	168.144	176.311	176.311	176.311
All other misc handtools, including cutting dies, machine & power-driven (except metal cutting).....	10	420155	06/06	149.382	149.382	150.111	150.111	150.111
Plumbing fixtures and fittings.....	10	5		334.093	335.139	333.541	335.272	335.476
Plumbing fixture fittings and trim.....	10	54		394.728	394.728	394.728	395.136	395.136
Plumbing fixtures, fittings, and trim.....	10	5402		394.563	394.563	394.563	394.971	394.971
Lavatory and sink fittings.....	10	540218	06/98	203.488	203.488	203.488	204.550	204.550
Miscellaneous plumbing fixtures, fittings, and trim.....	10	540223	06/83	397.862	397.862	397.862	397.862	397.862
Enameled iron & metal sanitary ware.....	10	56	12/86	283.122	290.084	279.447	289.214	290.568
Enameled iron and metal sanitary ware.....	10	5601	12/86	283.122	290.084	279.447	289.214	290.568
Enameled iron and metal sanitary ware.....	10	560102	12/03	202.043	207.011	199.420	206.390	207.356
Heating equipment.....	10	6		383.771	387.943	388.965	387.444	390.545
Steam and hot water equipment.....	10	61		407.684	419.637	419.637	419.637	419.637
Steam and hot water equipment.....	10	6101		407.684	419.637	419.637	419.637	419.637
Cast iron heating boilers, radiators and convectors.....	10	610106	06/99	279.201	289.688	289.688	289.688	289.688
Furnaces and heaters, including parts.....	10	62		294.228	298.809	300.259	297.321	303.098
Furnaces and heaters, including parts.....	10	6201		294.228	298.809	300.259	297.321	303.098
Furnaces and heaters, including parts.....	10	620146	12/03	194.482	197.510	198.469	196.527	200.345
Warm air furnaces, including parts.....	10	6201461	12/09	170.633	174.361	175.541	173.150	177.852
Warm air furnaces.....	10	62014611	12/09	167.404	171.212	172.417	169.975	174.777
Floor and wall furnaces, unit heaters, infrared heaters, & mechanical stokers, including parts.....	10	6201462	12/09	153.556	153.556	153.556	153.556	153.556
Other heating equipment, non-electric, including parts.....	10	63		364.004	367.365	368.621	368.504	369.219
Other heating equipment, non-electric, including parts.....	10	6301		364.004	367.365	368.621	368.504	369.219
Other heating equipment, non-electric, including parts.....	10	630161	06/99	225.946	228.032	228.812	228.739	229.183
Domestic heating stoves.....	10	64		276.239	276.239	276.239	276.239	276.239
Domestic heating stoves.....	10	6401		276.239	276.239	276.239	276.239	276.239
Domestic heating stoves.....	10	640141	06/99	217.515	217.515	217.515	217.515	217.515
Domestic water heaters.....	10	66		570.609	570.609	570.609	570.609	570.609
Domestic water heaters.....	10	6601		570.609	570.609	570.609	570.609	570.609
Household water heaters, electric, for permanent installation.....	10	660101		564.318	564.318	564.318	564.318	564.318
Household water heaters, except electric.....	10	660114	12/00	347.672	347.672	347.672	347.672	347.672
Fabricated structural metal products.....	10	7		361.880	365.452	367.916	366.695	366.903
Metal doors, sash, and trim.....	10	71		429.108	429.205	431.437	431.429	431.306
Metal doors and frames (except storm).....	10	7102	06/83	404.021	404.040	407.196	407.185	407.184
Metal doors and frames (except storm).....	10	710209	06/07	209.596	209.606	211.243	211.237	211.237
Metal windows (except storm sash).....	10	7103	06/83	405.741	406.220	406.220	406.220	405.826
Metal windows (except storm sash).....	10	710313	06/97	277.004	277.331	277.331	277.331	277.061
Metal molding and trim and store fronts.....	10	7104	06/83	1,057.012	1,057.012	1,057.012	1,056.979	1,055.711
Metal molding and trim and store fronts.....	10	710413	06/83	1,057.012	1,057.012	1,057.012	1,056.979	1,055.711
Metal combination screen, storm sash, and storm doors.....	10	7105	06/83	259.936	259.936	259.937	259.937	259.937
Metal combination screen, storm sash, and storm doors.....	10	710515	06/83	259.936	259.936	259.937	259.937	259.937
Metal window and door screens (except combination screens) and metal weather strip.....	10	7107	05/16	154.147	154.147	154.147	154.147	154.042
Metal window and door screens (except combination screens) and metal weather strip.....	10	710717	05/16	154.147	154.147	154.147	154.147	154.042
Metal tanks.....	10	72		320.324	320.666	324.170	324.589	325.108
Metal tanks.....	10	7201		320.324	320.666	324.170	324.589	325.108
Metal tanks, heavy gauge, including field-erected.....	10	720123		320.324	320.666	324.170	324.589	325.108
Sheet metal products.....	10	73		313.472	314.140	316.668	314.516	319.210
Sheet metal products.....	10	7301		313.472	314.140	316.668	314.516	319.210

See footnotes at end of table.

Table 9. Producer price indexes for commodity and service groupings and individual items, not seasonally adjusted — Continued

[June 2023, Index base 1982=100, unless otherwise indicated]

Title	Commodity code		Other index base	Unadjusted index ¹				
	Group code	Item code		Feb. 2023	Mar. 2023 ^P	Apr. 2023 ^P	May 2023 ^P	June 2023 ^P
Sheet metal air-conditioning ducts and stove pipe.....	10	730120	12/03	292.877	292.277	292.277	292.277	292.277
Sheet metal roofing and roof drainage equipment.....	10	730170	12/03	240.032	243.246	242.727	243.583	252.634
Sheet metal electronic enclosures.....	10	7301C	06/11	140.415	140.599	148.988	143.860	144.086
Steel sheet metal computer & peripheral equipment enclosures.....	10	7301C1	06/11	122.612	122.788	140.379	129.670	130.861
Aluminum sheet metal computer & peripheral equipment enclosures.....	10	7301C2	06/11	167.729	167.732	167.718	167.718	167.595
Other sheet metal electronic enclosures (excl. computers).....	10	7301C3	06/11	139.210	139.433	139.372	139.366	138.621
Other sheet metal work.....	10	7301G	06/11	137.135	137.145	137.134	137.327	139.559
Aluminum and other sheet metal work.....	10	7301G3	06/11	130.120	130.136	130.119	130.443	131.163
Structural, architectural, and pre-engineered metal products.....	10	74		360.319	365.116	368.280	366.775	364.274
Fabricated structural metal.....	10	7405		363.481	368.549	370.894	370.011	367.274
Fabricated structural metal bar joists and concrete reinforcing bars.....	10	74051		356.217	364.557	365.699	365.654	358.622
Fabricated structural iron & steel for industrial bldgs metal bar joists, short span.....	10	740510	06/11	165.974	168.294	168.294	168.002	168.002
Fabricated structural iron & steel for commercial, residential, institutional, & public bldgs.....	10	740514	06/11	208.273	213.644	214.479	214.539	209.392
Other fabricated structural metal, including for bridges.....	10	74055	06/82	365.476	367.739	371.070	369.493	370.393
Fabricated structural metal for bridges.....	10	740553	12/07	162.322	159.685	170.631	162.357	165.790
Other fabricated structural iron and steel, aluminum, and other metals..	10	740554	12/07	172.425	173.850	174.491	174.491	174.618
Custom roll form products.....	10	7407		223.398	223.605	231.987	226.779	226.371
Custom roll form products.....	10	740775	06/90	210.912	211.107	219.021	214.104	213.719
Ornamental and architectural metal work.....	10	7408	12/83	521.833	521.877	521.349	521.971	520.696
Iron, steel, and aluminum stairs, staircases and fire escapes.....	10	740803	12/83	575.409	577.082	578.224	580.173	579.032
Steel and aluminum fences, gates (not wire), and railings and window guards.....	10	740813	12/97	293.771	290.888	291.370	291.370	291.078
Other architectural and ornamental metal work.....	10	74082	12/97	300.921	301.303	301.303	301.273	301.303
Other aluminum and metal architectural and ornamental work.....	10	740821	12/08	207.995	208.258	208.258	208.258	208.258
Other iron and steel architectural and ornamental work.....	10	740822	12/08	188.087	—	—	—	—
Metal stalls and corrals.....	10	740824	05/17	144.775	144.775	—	—	—
Fabricated metal pipe, tube, and fittings.....	10	7411	12/11	138.822	145.857	146.977	146.587	144.074
Fabricated metal pipe, tube, and fittings.....	10	741151	12/11	138.822	145.857	146.977	146.587	144.074
Heat exchangers and steam condensers.....	10	75		417.832	417.690	417.142	417.142	417.142
Heat exchangers and steam condensers.....	10	7501		417.494	417.353	416.805	416.805	416.805
Heat exchangers and steam condensers (except for nuclear applications).....	10	750103		421.336	420.336	419.405	419.405	419.405
Steel power boilers, parts and attachments (excl. nuclear applications).....	10	750106	05/22	—	101.999	—	—	—
Fabricated steel plate.....	10	76		331.398	330.753	330.753	330.753	—
Fabricated steel plate.....	10	7601		331.398	330.753	330.753	330.753	—
Fabricated steel plate.....	10	760102	12/01	226.214	225.774	225.774	225.774	—
Prefabricated metal buildings.....	10	79		515.068	540.191	540.593	538.940	547.580
Prefabricated metal building systems (excl. farm service bldgs, residential bldgs, and parts).....	10	7901		537.977	575.622	578.777	578.777	578.770
Prefabricated metal building systems (excl. farm service bldgs, residential bldgs, and parts).....	10	790101	12/97	390.832	418.181	420.473	420.473	420.468
Industrial & commercial prefab metal building systems (excl farm svc bldgs, residential, parts).....	10	7901012	12/07	257.656	288.294	—	—	—
Farm service buildings and other prefabricated and portable buildings, steel and aluminum.....	10	7902		472.789	473.628	470.344	470.344	470.336
Farm service buildings and other prefabricated and portable buildings, steel and aluminum.....	10	790201	12/97	321.005	321.574	319.344	319.344	319.339
Panels, parts, and sections for prefabricated buildings, steel and aluminum.....	10	7903		396.371	395.238	389.298	381.016	424.339
Panels, parts, and sections for prefabricated buildings, steel and aluminum.....	10	790354		396.371	395.238	389.298	381.016	424.339
Miscellaneous metal products.....	10	8		224.452	224.240	224.586	224.664	225.377
Bolts, nuts, screws, rivets, and washers.....	10	81		301.039	301.858	303.179	303.985	305.819
Externally threaded fasteners, except aircraft types.....	10	8102	06/82	263.547	265.385	267.346	268.622	271.287
Hex bolts, including heavy, tap-and-joint.....	10	810206	06/82	205.199	203.811	203.295	207.693	208.976
Cap, set, machine, lag, flange, and self-locking screws, except aircraft types.....	10	810231		331.910	332.186	335.005	335.564	335.339
Other metal bolts, incl. square, round, plow, high-strength structural, and bent.....	10	810262	12/99	277.475	288.865	294.948	303.490	303.490
Other externally threaded metal fasteners, including studs, except aircraft types.....	10	810263	12/99	184.755	185.820	186.495	185.336	190.604
Internally threaded fasteners, except aircraft types.....	10	8103	06/82	152.402	151.597	153.097	153.186	155.275
Internally threaded fasteners, except aircraft types.....	10	810312	06/82	152.402	151.597	153.097	153.186	155.275
Nonthreaded metal fasteners, except aircraft types.....	10	8104	06/82	268.013	267.904	268.027	269.216	269.667
Nonthreaded metal fasteners, except aircraft types.....	10	810424	06/82	268.013	267.904	268.027	269.216	269.667
Aircraft fasteners, except plastics (including aerospace).....	10	8105	06/82	582.966	582.966	582.966	582.966	582.966
Aircraft fasteners, except plastics (including aerospace).....	10	810536	06/82	582.966	582.966	582.966	582.966	582.966

See footnotes at end of table.

Table 9. Producer price indexes for commodity and service groupings and individual items, not seasonally adjusted — Continued
 [June 2023, Index base 1982=100, unless otherwise indicated]

Title	Commodity code		Other index base	Unadjusted index ¹				
	Group code	Item code		Feb. 2023	Mar. 2023 ^P	Apr. 2023 ^P	May 2023 ^P	June 2023 ^P
Formed products, except fasteners, made by cold-, warm-, or hot-heading processes.....	10	8106	06/82	253.009	253.009	253.009	253.009	253.009
Formed products, except fasteners, made by cold-, warm-, or hot-heading processes.....	10	810648	06/82	253.009	253.009	253.009	253.009	253.009
Lighting fixtures.....	10	83		218.333	221.594	221.592	222.671	223.039
Residential electric lighting fixtures, except portable.....	10	8302		255.649	255.653	255.977	255.977	255.963
Residential electric lighting fixtures, except portable.....	10	830225	06/98	177.248	177.251	177.475	177.475	177.466
Commercial, institutional and industrial electric lighting fixtures.....	10	8303		240.290	241.451	241.384	243.570	244.316
Commercial and institutional electric lighting fixtures, including parts and accessories.....	10	830302	12/04	159.845	160.392	160.338	162.069	162.659
Industrial electric lighting fixtures, including parts and accessories.....	10	830304	12/04	190.243	192.578	192.578	192.578	192.578
Other lighting equipment.....	10	8305		200.032	206.617	206.636	206.636	206.636
Outdoor lighting equipment (including parts and accessories).....	10	830522	06/85	205.355	205.355	205.355	205.355	205.355
All other miscellaneous electric and nonelectric lighting equipment, including parts and accessories.....	10	830524	06/85	125.854	133.052	133.073	133.073	133.073
Ammunition, except for small arms.....	10	85	12/85	239.712	242.337	242.337	243.360	243.360
Ammunition, except for small arms.....	10	8501	12/85	239.712	242.337	242.337	243.360	243.360
Ammunition, except for small arms.....	10	850101	12/85	239.712	242.337	242.337	243.360	243.360
Ordnance and ordnance accessories, n.e.c.....	10	86	12/85	224.803	224.803	224.803	224.803	224.803
Ordnance and ordnance accessories, n.e.c.....	10	8601	12/85	224.803	224.803	224.803	224.803	224.803
Ordnance and ordnance accessories, n.e.c.....	10	860101	12/85	224.803	224.803	224.803	224.803	224.803
Fabricated ferrous wire products.....	10	88	06/82	349.663	347.392	348.602	348.524	345.552
Ferrous wire rope, cable, forms and strand.....	10	8801	06/82	323.382	314.248	316.384	316.293	312.138
Ferrous wire rope, cable, forms and strand.....	10	880101	06/82	323.382	314.248	316.384	316.293	312.138
Ferrous wire cloth, other woven wire products.....	10	8807	06/82	218.074	218.074	218.074	218.074	215.787
Ferrous wire cloth, other woven wire products.....	10	880701	06/82	218.074	218.074	218.074	218.074	215.787
Other fabricated ferrous wire products.....	10	8809	06/82	346.176	348.042	349.018	348.942	346.371
Steel fencing and fence gates.....	10	880993	06/09	143.918	143.558	142.550	142.478	143.649
Other fabricated ferrous wire products, n.e.c.....	10	880996	12/11	162.860	163.929	164.626	164.596	163.011
Steel nails, staples, tacks, spikes and brads.....	10	8812	06/09	254.777	239.057	239.167	239.131	239.144
Steel nails, staples, tacks, spikes and brads.....	10	881201	06/09	254.777	239.057	239.167	239.131	239.144
Other miscellaneous metal products.....	10	89		205.888	205.288	205.521	205.414	206.324
Wire springs.....	10	8904		348.175	355.644	355.325	355.258	354.947
Precision mechanical wire springs.....	10	890424		264.904	283.249	282.465	282.300	281.538
Precision mechanical extension- and torsion-type wire springs.....	10	8904241	12/09	157.165	156.567	156.225	156.225	155.132
Precision mechanical compression-type springs.....	10	8904242	12/09	149.709	167.817	167.291	167.132	167.132
Other metal products.....	10	8905		186.737	185.893	186.198	186.120	187.040
Automotive job stampings.....	10	890507		128.930	127.441	127.749	127.747	128.836
Precision turned products, automotive.....	10	890521	12/83	163.070	163.070	163.067	163.067	167.392
Precision turned products, except automotive.....	10	890522	12/83	264.526	264.540	264.674	264.674	265.827
Metal powders, paste, and flake.....	10	890564	06/85	229.665	228.001	230.213	229.914	225.014
Powder metallurgy parts, except bearings, gears, etc.....	10	890571	12/91	137.355	137.529	138.805	—	—
Other fabricated metal products.....	10	890589	06/85	244.166	246.316	245.526	245.015	244.131
Metal stampings n.e.c.....	10	8907	06/84	249.395	249.114	248.911	248.547	248.547
Metal job stampings, except automotive.....	10	890701		280.955	280.510	280.087	279.511	279.511
Recreational vehicle metal job stamping.....	10	8907011	12/10	145.969	142.806	139.219	—	—
Motor and generator metal job stamping.....	10	8907012	12/10	114.222	118.488	118.963	118.963	118.963
Other metal job stampings.....	10	8907013	12/10	142.843	142.843	143.074	142.675	142.675
Metal foil and leaf.....	10	8908	12/84	211.974	212.103	211.093	211.093	211.093
Flexible packaging foil.....	10	890811	12/84	189.080	189.194	188.294	188.294	188.294
Heavy gauge springs.....	10	8909	06/04	291.107	291.658	292.594	292.338	298.136
Cold formed steel springs, except wire.....	10	890913	06/04	388.096	389.156	390.957	390.464	390.862
Machinery and equipment.....	11	—		172.326	172.956	173.635	173.738	174.014
Agricultural machinery and equipment.....	11	1		313.296	314.160	315.361	315.959	317.082
Agricultural machinery and equipment.....	11	14	12/02	196.134	196.675	197.428	197.802	198.505
Commercial turf and grounds care equipment, including parts and attachments.....	11	1401	12/02	160.118	160.353	161.291	161.413	161.482
Commercial turf and grounds care equipment, including parts and attachments.....	11	140111	12/02	160.118	160.353	161.291	161.413	161.482
Farm plows, harrows, rollers, pulverizers, etc., and attachments.....	11	1402	12/02	283.843	283.843	283.843	283.843	289.896
Farm plows, harrows, rollers, pulverizers, etc., and attachments.....	11	140211	12/02	283.843	283.843	283.843	283.843	289.896
Farm dairy equipment, sprayers and dusters, farm blowers, and attachments.....	11	1404	12/02	175.099	175.099	175.099	175.099	175.099
Farm dairy equipment, sprayers and dusters, farm blowers, and attachments.....	11	140411	12/02	175.099	175.099	175.099	175.099	175.099
Planting, seeding, and fertilizing machinery and attachments.....	11	1405	12/02	200.065	201.411	201.411	201.411	201.664
Planting, seeding, and fertilizing machinery and attachments.....	11	140511	12/02	200.065	201.411	201.411	201.411	201.664
Harvesting machinery (except hay and straw) and attachments.....	11	1406	12/82	333.471	333.471	332.809	333.419	333.419

See footnotes at end of table.

Table 9. Producer price indexes for commodity and service groupings and individual items, not seasonally adjusted — Continued
 [June 2023, Index base 1982=100, unless otherwise indicated]

Title	Commodity code		Other index base	Unadjusted index ¹				
	Group code	Item code		Feb. 2023	Mar. 2023 ^P	Apr. 2023 ^P	May 2023 ^P	June 2023 ^P
Harvesting machinery (except hay and straw) and attachments.....	11	140611	12/82	333.471	333.471	332.809	333.419	333.419
Haying machinery and attachments.....	11	1407	12/82	312.703	313.602	317.313	317.280	317.280
Haying machinery and attachments.....	11	140711	12/82	312.703	313.602	317.313	317.280	317.280
All other farm machinery and equipment, excluding parts, including attachments.....	11	1408	12/02	233.132	233.670	235.495	236.274	238.919
All other farm machinery and equipment, excluding parts, including attachments.....	11	140811	12/02	233.132	233.670	235.495	236.274	238.919
Parts for farm machinery, for sale separately.....	11	1409	12/02	185.573	187.310	187.804	188.647	186.916
Parts for farm machinery, for sale separately.....	11	140911	12/02	185.573	187.310	187.804	188.647	186.916
Construction machinery and equipment.....	11	2		294.047	294.900	295.790	295.959	295.926
Tractors and attachments, ex. parts.....	11	2A	12/99	190.656	191.784	191.816	191.991	191.993
Construction machinery for mounting (excluding parts, winches, snow clearing attachments).....	11	2A03	12/99	189.743	189.771	189.882	189.882	189.882
Construction machinery for mounting (excluding parts, winches, snow clearing attachments).....	11	2A0302	12/99	189.743	189.771	189.882	189.882	189.882
Tractor shovel loaders (skid steer, wheel, crawler, and integral design backhoes).....	11	2A04		283.997	283.997	283.997	284.463	284.470
Tractor shovel loaders (skid steer, wheel, crawler, and integral design backhoes).....	11	2A0406	06/86	270.849	270.849	270.849	271.294	271.300
Construction wheel and crawler tractors, dozers, self-propelled log skidders, etc.....	11	2A05	12/03	175.242	178.540	178.583	178.612	—
Construction wheel and crawler tractors, dozers, self-propelled log skidders, etc.....	11	2A0501	12/03	175.242	178.540	178.583	178.612	—
Power cranes, draglines, & shovels (excavators) (incl. surface mining equipment) (excl. parts).....	11	2B	12/99	189.450	189.450	189.945	189.945	189.845
Power cranes, draglines, & shovels (excavators) (incl. surface mining equip.) (excluding parts).....	11	2B05	12/99	189.450	189.450	189.945	189.945	189.845
Power cranes, draglines, & shovels (excavators) (incl. surface mining equip.) (excluding parts).....	11	2B0504	12/99	189.450	189.450	189.945	189.945	189.845
Mixers, pavers, and related equipment (excluding parts).....	11	2C		313.413	313.413	320.411	320.411	320.411
Mixers, pavers, and related equipment (excluding parts).....	11	2C01		313.413	313.413	320.411	320.411	320.411
Mixers, pavers, and related equipment (excluding parts).....	11	2C0109	12/99	225.048	225.048	230.072	230.072	230.072
Off-highway, equipment, ex. parts.....	11	2D	12/99	206.690	206.690	206.793	206.882	206.882
Off-highway trucks, haulers, truck-type tractor chassis, trailers, etc. (excluding parts).....	11	2D02	12/03	185.306	185.306	185.499	185.499	—
Off-highway trucks, haulers, truck-type tractor chassis, trailers, etc. (excluding parts).....	11	2D0201	12/03	185.306	185.306	185.499	185.499	—
Graders, rollers & compactors, rough-terrain forklifts, scrapers, trenchers, etc. (excl. parts).....	11	2D03	12/03	205.986	205.986	205.986	206.157	206.157
Graders, rollers & compactors, rough-terrain forklifts, scrapers, trenchers, etc. (excl. parts).....	11	2D0301	12/03	205.986	205.986	205.986	206.157	206.157
Misc. construction machinery and equipment.....	11	2J	12/05	177.036	177.958	177.958	178.083	178.083
Winches, aerial work platforms, and automotive wrecker hoists, including parts and attachments.....	11	2J01	12/05	185.385	187.500	187.500	187.786	187.786
Winches, aerial work platforms, and automotive wrecker hoists, including parts and attachments.....	11	2J0101	12/03	233.513	236.177	236.177	236.538	236.538
Other construction machinery and equipment (excluding parts).....	11	2J03	12/03	190.683	190.683	190.683	190.683	190.683
Other construction machinery and equipment (excluding parts).....	11	2J0301	12/03	190.683	190.683	190.683	190.683	190.683
Parts for construction machinery and equipment, sold separately.....	11	2K	12/99	189.109	188.999	190.133	190.451	190.513
Parts for construction machinery and equipment, sold separately.....	11	2K01	12/99	189.109	188.999	190.133	190.451	190.513
Parts for cranes, draglines, and shovels (including surface mining equipment) (sold separately).....	11	2K0101	12/11	154.087	154.984	154.984	154.984	154.984
Parts for off-highway wheel tractors and shovel loaders (sold separately).....	11	2K0102	12/11	128.629	123.600	123.600	123.600	123.600
Parts for other construction machinery (sold separately).....	11	2K0103	12/11	136.484	136.486	138.062	138.505	138.591
Metalworking machinery and equipment.....	11	3		235.799	236.260	237.420	238.900	239.491
Power-driven handtools, including parts and attachments.....	11	32		223.437	223.437	223.510	237.745	237.745
Power-driven handtools, including parts and attachments.....	11	3211	12/04	152.198	152.198	152.247	161.944	161.944
Power-driven handtools, including parts and attachments.....	11	321101	12/04	152.198	152.198	152.247	161.944	161.944
Power-driven handtools, pneumatic, hydraulic, and powder-actuated.....	11	3211011	06/11	153.308	153.308	153.310	161.842	161.842
Power-driven handtools, electric (except battery powered), including parts.....	11	3211014	06/11	142.507	142.507	142.712	152.669	152.669
Welding machines and equipment.....	11	33		389.368	389.368	396.918	396.918	396.918
Arc welding machines, components, and accessories, excluding electrodes and stud welding equip.....	11	3301		418.267	418.267	430.852	430.852	430.852
Arc welding machines, components, and accessories, excluding electrodes and stud welding equip.....	11	330175	12/97	274.807	274.807	283.076	283.076	283.076
Resistance welders, components, accessories, and electrodes.....	11	3302		301.810	301.810	301.810	301.810	301.810
Resistance welders, components, accessories, and electrodes.....	11	330276	12/84	279.692	279.692	279.692	279.692	279.692
Gas welding and cutting equipment, parts, attachments, and accessories.....	11	3304		267.669	267.669	268.768	268.768	268.768

See footnotes at end of table.

Table 9. Producer price indexes for commodity and service groupings and individual items, not seasonally adjusted — Continued
 [June 2023, Index base 1982=100, unless otherwise indicated]

Title	Commodity code		Other index base	Unadjusted index ¹				
	Group code	Item code		Feb. 2023	Mar. 2023 ^P	Apr. 2023 ^P	May 2023 ^P	June 2023 ^P
Gas welding and cutting equipment, parts, attachments, and accessories.....	11	330461	06/83	263.268	263.268	264.349	264.349	264.349
Other welding equipment, components, and accessories (excluding arc, resistance, and gas).....	11	3306	12/00	155.485	155.485	156.073	156.073	156.073
Other welding equipment, components, and accessories (excluding arc, resistance, and gas).....	11	330629	12/00	155.485	155.485	156.073	156.073	156.073
Industrial process furnaces and ovens.....	11	34		267.948	268.759	272.230	274.988	275.201
Industrial process furnaces and ovens, except parts and attachments.....	11	3407	12/04	165.547	165.946	167.687	168.765	168.942
Industrial process furnaces and ovens, except parts and attachments.....	11	340711	12/04	165.547	165.946	167.687	168.765	168.942
Parts and attachments for industrial process furnaces and ovens.....	11	3409	06/11	140.939	141.615	144.427	147.413	147.413
Parts and attachments for industrial process furnaces and ovens.....	11	340901	06/11	140.939	141.615	144.427	147.413	147.413
Cutting tools and accessories.....	11	35		223.138	223.243	223.230	223.411	224.686
Small cutting tools.....	11	3501		209.382	209.472	209.455	209.696	210.441
End mills and milling cutters.....	11	350144	12/11	120.603	120.989	120.905	121.008	121.157
Threading tools, including blanks, tips and inserts.....	11	350145	12/11	119.161	119.161	119.161	119.161	121.091
Carbon and high-speed steel, shank, solid, tipped carbide twist drills.....	11	350146	12/11	124.323	124.391	124.391	125.931	129.595
Taps, carbide indexable, and throwaway inserts for machine tools.....	11	350147	12/11	135.597	135.597	135.597	135.597	135.597
Other cutting tools for machine tools, excluding tips and blanks.....	11	350149	12/11	120.266	120.266	120.266	120.266	120.266
Other machine tool attachments and accessories.....	11	3505	06/83	267.381	267.718	267.718	267.718	274.339
Other machine tool attachments and accessories.....	11	350501	06/83	267.381	267.718	267.718	267.718	274.339
Abrasive products.....	11	36		265.288	268.060	270.446	270.774	270.289
Nonmetallic sized grains, powders, and flour abrasives (incl. graded only).....	11	3601		190.585	190.585	190.585	190.585	190.585
Nonmetallic sized grains, powders, and flour abrasives (incl. graded only).....	11	360105	06/87	245.362	245.362	245.362	245.362	245.362
Nonmetallic abrasive products (including diamond abrasives).....	11	3603		253.686	253.000	253.350	253.228	253.299
Nonmetallic abrasive products (including diamond abrasives).....	11	360311	06/87	232.230	231.602	231.922	231.811	231.876
Nonmetallic coated abrasive products and buffing wheels, polishing wheels, and laps.....	11	3605		315.310	321.049	322.509	322.785	322.785
Nonmetallic coated abrasive products and buffing wheels, polishing wheels, and laps.....	11	360505		233.391	237.639	238.719	238.924	238.924
Metal cutting machine tools.....	11	37		230.186	230.486	230.510	231.722	231.641
Other metal-cutting machine tools.....	11	3720	12/09	123.501	123.501	123.503	124.375	124.375
Other metal-cutting machine tools.....	11	372041	12/09	123.501	123.501	123.503	124.375	124.375
Metal machining centers.....	11	3721	12/09	132.026	132.026	132.026	132.026	132.026
Metal machining centers.....	11	372121	12/09	132.026	132.026	132.026	132.026	132.026
Rebuilt metal-cutting machine tools and parts for metal-cutting machine tools.....	11	3753	12/02	158.626	160.359	160.359	160.359	159.886
Rebuilt metal-cutting machine tools and parts for metal-cutting machine tools.....	11	375311	12/02	158.626	160.359	160.359	160.359	159.886
Metal forming machine tools.....	11	38		268.393	268.393	268.393	274.167	274.374
Metal-forming machine tools (except rebuilt and parts).....	11	3826	12/09	134.636	134.636	134.636	136.727	136.727
Metal punching and shearing (power & manual), and bending and forming machines (power only).....	11	382611		217.541	217.541	217.541	217.541	217.541
Metalworking presses (except forging and die-stamping presses).....	11	382631		274.628	274.628	274.628	-	-
Rebuilt metal-forming machine tools and parts for metal-forming machine tools.....	11	3852	12/02	154.690	154.690	154.690	159.824	160.175
Rebuilt metal-forming machine tools and parts for metal-forming machine tools.....	11	385205	12/02	154.690	154.690	154.690	159.824	160.175
Tools, dies, jigs, fixtures & ind. molds.....	11	39		177.751	177.998	178.389	178.626	180.075
Special tools, dies, jigs, and fixtures.....	11	3901		196.527	197.017	197.697	198.114	200.694
Special tools, dies, jigs, and fixtures.....	11	390135	12/03	128.936	129.258	129.703	129.977	131.670
Jigs and fixtures, including parts.....	11	3901351	06/10	136.258	136.890	137.160	137.750	139.760
Metalworking dies and die sets.....	11	3901353	06/10	117.640	118.099	118.099	118.439	120.913
Standard punches, industrial prototypes, die parts & other special tooling for dies.....	11	3901357	06/10	123.728	123.728	124.569	124.569	125.408
Industrial molds and mold boxes.....	11	3903		153.003	152.942	152.965	152.972	152.977
Industrial injection-type molds made of metal for plastics.....	11	390312	12/09	125.575	125.411	125.411	125.411	125.411
Other industrial molds and mold boxes.....	11	390331	12/09	117.584	117.593	117.621	117.630	117.635
Metalworking machinery n. e. c.....	11	3A	06/83	266.639	266.931	266.932	266.804	-
Other metalworking machinery.....	11	3A02	06/83	322.014	323.523	323.525	323.525	323.525
Other metalworking machinery.....	11	3A0201	06/83	322.014	323.523	323.525	323.525	323.525
General purpose machinery and equipment.....	11	4		321.077	323.281	326.495	328.153	328.076
Pumps, compressors, and equipment.....	11	41		345.215	345.703	345.522	350.968	352.104
Industrial pumps, except hydraulic fluid power pumps.....	11	4102		349.332	349.332	348.318	364.449	365.933
Industrial pumps, except hydraulic fluid power pumps.....	11	410212	12/97	222.891	222.891	222.244	232.536	233.483
Parts and attachments for air and gas compressors and vacuum pumps.....	11	4107	06/84	399.823	400.957	400.957	402.658	404.983
Parts and attachments for air and gas compressors, ex. refrigeration, ice making, & a/c.....	11	410701	06/84	399.823	400.957	400.957	402.658	404.983
Domestic water systems.....	11	4113	12/03	216.471	216.471	216.471	216.713	216.713

See footnotes at end of table.

Table 9. Producer price indexes for commodity and service groupings and individual items, not seasonally adjusted — Continued
 [June 2023, Index base 1982=100, unless otherwise indicated]

Title	Commodity code		Other index base	Unadjusted index ¹				
	Group code	Item code		Feb. 2023	Mar. 2023 ^P	Apr. 2023 ^P	May 2023 ^P	June 2023 ^P
Domestic water systems.....	11	411311	12/03	216.471	216.471	216.471	216.713	216.713
Air and gas compressors and vacuum pumps.....	11	4115	06/05	223.060	223.709	223.918	225.026	225.753
Air and gas compressors and vacuum pumps.....	11	411501	06/05	223.060	223.709	223.918	225.026	225.753
Other pumps, including parts and attachments.....	11	4119	12/83	349.355	349.662	349.770	350.230	351.481
Parts and attachments for pumps.....	11	411911	12/83	412.244	413.446	413.866	415.666	420.561
All other pumps, including domestic sump, oil well, and oil field pumps.....	11	411915	12/97	191.274	191.274	191.274	191.274	191.274
Oil-well and oil-field pumps.....	11	4119153	12/09	121.900	121.900	121.900	121.900	121.900
Other pumps, except automotive circulating pumps, and measuring & dispensing pumps.....	11	4119155	12/09	157.549	157.549	157.549	157.549	157.549
Elevators, escalators, and other lifts.....	11	42		202.572	207.687	210.369	210.369	210.369
Elevators and moving stairways.....	11	4201		197.750	199.100	202.135	202.135	202.135
Elevators and moving stairways.....	11	420112	12/03	172.774	173.953	176.604	176.604	176.604
Parts and attachments for elevators and moving stairs (sold separately)...	11	4202		223.305	255.057	255.037	255.037	255.037
Parts and attachments for elevators and moving stairs (sold separately).....	11	420221		223.305	255.057	255.037	255.037	255.037
Fluid power equipment.....	11	43		335.552	335.717	358.159	358.184	359.320
Fluid power pumps and parts.....	11	4301		288.993	288.993	288.993	288.993	288.964
Nonaerospace-type reciprocating fluid power pumps.....	11	430112	12/11	145.461	145.461	145.461	145.461	145.461
Nonaerospace-type fluid power motors.....	11	430115	12/11	151.188	151.188	151.188	151.188	151.188
Parts for fluid power pumps, motors, and hydrostatic transmissions.....	11	430119	12/11	129.187	129.187	129.187	129.187	129.116
Fluid power valves.....	11	4302		347.613	348.154	350.376	350.716	352.601
Fluid power valves.....	11	430201	12/82	339.118	339.645	341.813	342.145	343.984
Nonaerospace type hydraulic directional control valves.....	11	4302013	12/07	165.185	165.185	165.185	165.185	165.185
Nonaerospace type pneumatic directional control valves.....	11	4302015	12/07	164.526	166.841	166.846	166.846	168.694
Aerospace type fluid power valves.....	11	430201A	06/09	151.417	151.417	151.417	151.420	153.245
Fluid power cylinders, actuators, accumulators, cushions, & parts.....	11	4303		311.999	311.999	314.282	314.282	316.119
Non-aerospace hydraulic & all aerospace-type fluid power cylinders.....	11	430312	06/98	217.851	217.851	218.192	218.192	219.915
Non-aerospace pneumatic fluid power cylinders.....	11	430313	06/98	173.788	173.788	173.788	173.788	—
Parts for hydraulic & pneumatic cylinders and actuators.....	11	430315	06/98	268.543	268.543	275.581	275.581	276.026
Fluid power hose and tube fittings.....	11	4304		397.719	397.705	502.146	502.178	502.217
Fluid power hose and tube fittings.....	11	430406		397.719	397.705	502.146	502.178	502.217
Nonaerospace type flared (metal) fittings, couplings, and assemblies.....	11	4304062	06/09	144.276	144.276	144.276	144.276	144.276
Parts for fluid power valves.....	11	4305	06/91	235.143	237.191	237.996	235.946	238.021
Parts for fluid power valves.....	11	430501	06/91	235.143	237.191	237.996	235.946	238.021
Industrial material handling equipment.....	11	44		294.862	294.796	294.774	296.075	296.418
Conveying equipment, except parts and accessories.....	11	4402		289.466	288.902	289.526	290.420	290.456
Unit handling conveyors and conveying systems.....	11	440212	06/84	230.299	229.162	229.730	229.973	229.544
Unit handling gravity and trolley conveyors and conveying systems.....	11	4402122	06/09	130.679	129.622	129.741	129.741	129.741
All other unit handling conveyors, including tow, belt, roller, pneumatic, portable, etc.....	11	4402124	06/09	145.223	145.223	145.936	146.328	145.635
Bulk material handling conveyors and conveying systems.....	11	440216	06/84	310.944	311.639	312.173	314.019	314.925
Industrial trucks, trailers, and stackers.....	11	4403		282.583	282.618	282.728	284.214	284.579
Industrial trucks, tractors, mobile straddle carriers & cranes, & automatic stacking machines.....	11	44035	12/11	156.913	156.938	157.017	158.069	158.331
Work trucks with lifting & handling equipment, riding, electric, self-propelled.....	11	440353	06/02	224.462	224.462	224.882	230.203	230.203
Work trucks with lifting & handling equipment, non-riding electric or any non-electric.....	11	440356	06/02	189.154	189.206	189.248	192.150	192.279
Work trucks not fitted with lifting & handling equipment, electric or non-electric.....	11	440357	06/02	212.291	212.340	212.381	212.394	212.528
Bulk powered material moving equipment, dock boards, and metal pallets and skids.....	11	440358	06/02	205.763	205.763	205.763	205.763	207.566
Parts and attachments for industrial trucks and tractors.....	11	440378	12/86	360.640	360.640	360.629	360.629	360.600
Hoists, overhead cranes, and monorail systems.....	11	4404		356.164	357.392	353.896	356.949	358.497
Hoists and parts and attachments for hoists (sold separately).....	11	440481	12/84	336.606	336.606	335.304	335.304	338.080
Overhead traveling cranes and monorail systems, including parts and attachments sold separately.....	11	440485	12/84	334.150	336.691	331.014	337.334	337.213
Parts and accessories for conveyors and conveying systems.....	11	4406	09/18	138.300	138.374	138.522	138.522	138.615
Parts and accessories for unit handling conveyors and conveying systems.....	11	440601	06/84	295.664	295.664	296.563	296.563	297.127
Parts and accessories for bulk material handling conveyors and conveying systems.....	11	440602	06/84	498.011	498.426	498.426	498.426	498.426
Mechanical power transmission equipment.....	11	45		358.850	358.716	359.335	359.607	360.318
Speed changers, drives, gears.....	11	4501		357.985	357.625	357.723	357.723	358.529
Loose gear, pinions and racks.....	11	450108	12/83	258.327	257.774	257.770	257.770	257.770
Speed changers and industrial high speed drives & parts other than loose gearing.....	11	450117	12/03	211.019	211.019	211.130	211.130	212.026
Other power transmission equipment.....	11	4502	12/84	339.515	339.522	340.414	340.831	341.446
Mechanical power transmission equipment, excl. speed changers, drives, & gears.....	11	450212	12/03	224.561	224.566	225.283	225.619	226.113

See footnotes at end of table.

Table 9. Producer price indexes for commodity and service groupings and individual items, not seasonally adjusted — Continued
 [June 2023, Index base 1982=100, unless otherwise indicated]

Title	Commodity code		Other index base	Unadjusted index ¹				
	Group code	Item code		Feb. 2023	Mar. 2023 ^P	Apr. 2023 ^P	May 2023 ^P	June 2023 ^P
Scales and balances.....	11	46		232.792	233.227	233.649	234.176	234.481
Vehicle and industrial scales.....	11	4611	12/91	201.703	201.994	202.335	202.651	203.019
Vehicle and industrial scales.....	11	461101	06/03	175.433	175.686	175.982	176.257	176.577
Motor truck and railroad track scales.....	11	4611011	12/10	154.792	154.792	154.792	154.792	154.792
Industrial scales (including automatic checkweigher and bulkweigher scales).....	11	4611012	12/10	170.608	171.674	172.921	174.079	174.079
Miscellaneous non-vehicle scales (crane, susp., tank, hopper, measuring dev, lab, bulk conveyer).....	11	4611013	12/10	140.681	140.681	140.681	140.681	141.932
Retail, commercial, household, and mailing scales and balances.....	11	4612	12/91	195.379	195.843	195.843	195.843	195.843
Retail, commercial, household, and mailing scales and balances.....	11	461201	06/03	179.348	179.773	179.773	179.773	179.773
Parts, attachments, and accessories for scales and balances.....	11	4613	12/91	269.515	270.449	271.542	273.601	273.601
Parts, attachments, and accessories for scales and balances.....	11	461301	06/03	263.367	264.279	265.347	267.359	267.359
Air purification equipment and industrial and commercial fans and blowers...	11	47		298.167	298.050	297.968	300.154	300.154
Fan, blower, air purification equipment.....	11	4701		298.167	298.050	297.968	300.154	300.154
Dust collection and other air purification equipment for cleaning incoming air.....	11	470143	12/83	255.954	255.836	255.647	256.755	256.755
Air filters for air-conditioners and furnaces, etc., of 2400 CFM or less, except parts.....	11	4701431	06/09	166.078	164.433	164.433	165.797	165.797
Other dust collection and air purification equipment, except parts.....	11	4701432	06/09	147.346	147.346	147.346	147.346	147.346
Parts for dust collection and air purification equipment.....	11	4701433	06/09	146.916	149.938	149.468	149.468	149.468
Industrial and commercial fans and blowers.....	11	470145	12/03	230.047	229.932	229.932	232.919	232.919
Centrifugal blower filter units, and classes I-IV centrifugal fans, except parts.....	11	4701452	06/09	189.778	189.317	189.317	191.481	191.481
Other centrifugal fans and blowers, except parts.....	11	4701453	06/09	183.873	183.873	183.873	186.265	186.265
Axial fans and industrial propeller fans, except parts.....	11	4701457	06/09	159.916	159.916	159.916	162.606	162.606
Power roof ventilators, except parts.....	11	4701458	06/09	159.676	159.676	159.676	162.155	162.155
Parts and accessories for fans and blowers.....	11	4701459	06/09	170.744	170.744	170.744	171.836	171.836
Air conditioning and refrigeration equip.....	11	48		285.181	290.727	291.330	292.075	291.133
Unitary air-conditioners, except air source heat pumps.....	11	4802		256.341	264.171	264.712	264.712	264.712
Unitary air-conditioners, except air source heat pumps.....	11	480222	06/97	209.019	215.404	215.845	215.845	215.845
Commercial refrigeration equipment.....	11	4803		398.776	407.662	407.690	407.690	404.726
Commercial refrigeration equipment.....	11	480331	06/97	258.463	264.223	264.241	264.241	262.320
All other miscellaneous refrigeration and air-conditioning equipment.....	11	4806		347.566	347.566	347.566	347.566	347.566
All other miscellaneous refrigeration and air-conditioning equipment.....	11	480631	06/97	240.687	240.687	240.687	240.687	240.687
Heat transfer equipment, including heat pumps.....	11	4807	12/11	166.465	168.926	170.048	172.070	171.179
Heat transfer equipment, except dehumidifiers.....	11	480732	12/03	241.595	245.800	247.748	251.269	249.717
Heat pumps.....	11	480734	12/09	141.547	141.782	141.801	141.801	141.801
Parts and accessories for air conditioning and heat transfer equipment.....	11	4809	12/89	262.006	268.445	268.519	268.519	267.559
Parts and accessories for air conditioning and heat transfer equipment.....	11	480901	12/89	262.006	268.445	268.519	268.519	267.559
Refrigeration condensing units.....	11	4815	01/19	156.085	158.305	158.583	158.583	158.583
Refrigeration condensing units.....	11	481511	01/19	156.085	158.305	158.583	158.583	158.583
Miscellaneous general purpose equipment.....	11	49		357.265	360.111	361.285	362.871	361.691
Metal valves, except fluid power.....	11	4902	12/82	427.280	428.929	429.508	435.079	435.079
Gates, globes, angles, and checks.....	11	490201	12/82	459.869	461.993	463.332	467.169	467.169
Gates, globes, angles, straightway (Y-type) checks, stop & check, 3- & 4-way, etc.....	11	4902011	06/09	163.251	165.083	165.623	165.856	165.856
Industrial valves for water works and municipal equipment.....	11	4902012	06/09	155.083	155.083	155.492	157.536	157.536
Industrial butterfly valves, incl. manual and power operated.....	11	490203	12/82	297.351	301.660	301.660	303.111	303.111
Industrial plug valves.....	11	490204	12/82	297.667	297.667	297.667	317.078	317.078
Plumbing and heating valves and specialties, except plumbers' brass goods.....	11	490205	12/82	393.357	393.357	—	—	—
Other industrial valves, including nuclear.....	11	490209	12/82	394.175	395.488	395.923	405.484	405.484
Automatic regulating and control valves.....	11	490211	12/98	248.858	248.858	248.875	248.875	248.875
Metal pipe fittings, flanges, and unions.....	11	4903	12/82	486.569	479.276	483.012	483.000	482.974
Metal pipe fittings, flanges, and unions.....	11	490301	12/82	486.569	479.276	483.012	483.000	482.974
Ball and roller bearings.....	11	4905		327.420	334.813	334.219	334.163	334.354
Ball bearings, complete, unmounted.....	11	490531	12/03	166.883	168.402	168.402	168.402	168.402
Mounted bearings, except plain.....	11	490534	06/83	469.593	472.145	472.145	470.064	471.468
Parts and components for ball and roller bearings, incl. balls and rollers.....	11	490535	06/83	199.305	202.910	199.288	199.288	200.222
Tapered roller bearings (including cups & cones), unmounted.....	11	490537	06/83	376.241	391.108	391.108	391.108	391.108
Other roller bearings, unmounted.....	11	490538	06/83	359.779	365.691	365.691	365.691	365.691
Industrial patterns.....	11	4907	12/84	200.151	201.391	201.413	201.412	208.965
Industrial patterns.....	11	490701	12/84	200.151	201.391	201.413	201.412	208.965
Filters and strainers.....	11	4908	12/84	308.390	309.685	310.858	311.397	311.397
Filters and strainers, except fluid power.....	11	490805	12/03	195.810	197.162	198.387	198.950	198.950
Industrial filters and strainers and reusable media, except fluid power.....	11	4908051	12/11	146.469	147.689	147.689	148.213	148.213
Nonreusable media for filters and strainers, except fluid power.....	11	4908052	12/11	135.400	135.400	137.093	137.093	137.093
Parts and accessories for filters and strainers, except fluid power.....	11	4908053	12/11	152.426	152.834	162.140	162.140	—

See footnotes at end of table.

Table 9. Producer price indexes for commodity and service groupings and individual items, not seasonally adjusted — Continued
 [June 2023, Index base 1982=100, unless otherwise indicated]

Title	Commodity code		Other index base	Unadjusted index ¹				
	Group code	Item code		Feb. 2023	Mar. 2023 ^P	Apr. 2023 ^P	May 2023 ^P	June 2023 ^P
Other miscellaneous general purpose equipment.....	11	4911	12/84	252.733	256.722	258.418	258.431	254.650
Other miscellaneous general purpose equipment.....	11	491102	06/07	149.836	152.202	153.207	153.215	150.973
Electronic computers and computer equipment.....	11	5	12/98	27.992	27.972	27.734	27.466	27.019
Electronic computers.....	11	51	12/04	17.737	17.713	17.689	17.241	16.780
Electronic computers.....	11	5101	12/04	17.737	17.713	17.689	17.241	16.780
Personal computers and workstations (excluding portable computers)...	11	510114	06/07	23.367	23.548	23.343	23.422	23.300
Portable computers, laptops, tablets and other single user computers...	11	510115	06/07	14.169	13.921	13.969	13.767	13.732
Host computers, multiusers (mainframes, UNIX and PC servers).....	11	510116	12/04	28.289	28.243	28.221	27.381	26.527
Computer storage devices.....	11	52	12/04	48.926	48.897	48.181	48.181	47.073
Computer storage devices (except parts, attachments and accessories)...	11	5201	12/04	48.326	48.297	47.567	47.567	46.437
Computer storage devices (except parts, attachments and accessories).....	11	520101	12/04	48.326	48.297	47.567	47.567	46.437
Computer peripheral equipment and parts.....	11	54	12/98	87.186	87.176	86.153	86.190	86.190
Parts, attachments, and accessories for computer terminals and peripherals.....	11	5405	12/98	151.136	151.136	151.136	151.136	151.136
Parts, attachments, and accessories for computer terminals and peripherals.....	11	540501	12/98	151.136	151.136	151.136	151.136	151.136
Computer terminals (including POS and funds-transfer devices) and other computer peripherals.....	11	5406	06/99	65.698	65.682	64.193	64.246	64.247
Computer terminals (including POS and funds-transfer devices) and other computer peripherals.....	11	540602	06/07	68.674	68.658	67.101	67.157	67.158
Special industry machinery and equipment.....	11	6		274.550	276.595	277.748	276.020	276.149
Food products machinery.....	11	61		363.910	366.936	367.300	367.300	367.966
Dairy and milk products plant machinery and equipment.....	11	6101		349.290	351.301	351.301	351.301	357.480
Dairy and milk products plant machinery and equipment.....	11	610111	12/83	341.689	343.656	343.656	343.656	349.701
Commercial food products machinery (except packaging and cooking equipment).....	11	6104		319.922	319.922	319.922	319.922	319.922
Commercial food products machinery (except packaging and cooking equipment).....	11	610409	12/83	315.621	315.621	315.621	315.621	315.621
Industrial food products machinery for processing foods, beverages, & animal & fowl feed.....	11	6105	12/83	375.036	382.311	383.255	383.255	383.230
Industrial food products machinery for processing foods, beverages, & animal & fowl feed.....	11	610501	12/83	375.036	382.311	383.255	383.255	383.230
Other industrial food and feed machinery.....	11	6105012	12/12	142.607	142.607	143.560	143.560	143.460
Machinery for sorting, grading, and cleaning fruits, vegetables, eggs, and for processing meat.....	11	6105013	12/12	153.834	159.104	159.104	159.104	159.159
Parts and attachments for industrial food and feed products machinery.....	11	6105014	12/12	139.965	141.307	141.362	141.362	141.362
Textile machinery and equipment.....	11	62		185.571	185.571	185.571	185.571	185.571
Textile machinery (except parts, attachments, and accessories).....	11	6212	06/86	158.331	158.331	158.331	158.331	158.331
Textile machinery (except parts, attachments, and accessories).....	11	621201	06/86	158.331	158.331	158.331	158.331	158.331
Textile machinery parts and attachments.....	11	6277		202.872	202.872	202.872	202.872	202.872
Textile machinery parts and attachments.....	11	627701	06/86	182.071	182.071	182.071	182.071	182.071
Sawmill and woodworking machinery.....	11	63		292.959	310.163	310.163	310.163	310.163
Sawmill and woodworking machinery.....	11	6306	12/04	196.946	208.511	208.511	208.511	208.511
Sawmill and woodworking machinery, excluding parts and attachments (sold separately).....	11	630602	06/12	168.102	179.845	179.845	179.845	179.845
Parts, attachments, & accessories for sawmill & woodworking machinery.....	11	630603	06/12	163.957	163.957	163.957	163.957	163.957
Paper industries machinery.....	11	64	06/82	271.245	272.377	272.710	274.079	279.595
Paper industries machinery.....	11	6401	06/82	271.245	272.377	272.710	274.079	279.595
Paper industries machinery, excluding parts & attachments (sold separately).....	11	640114	12/03	145.337	146.110	146.110	146.110	150.302
Parts and attachments for paper industries machinery.....	11	640115	12/03	179.426	179.720	180.430	183.344	183.606
Printing trades machinery and equipment.....	11	65		179.334	179.644	180.115	181.071	180.278
Other printing machinery and equipment.....	11	6509	12/82	168.706	169.085	169.660	170.449	169.480
Other printing machinery and equipment, incl. pre-press preparation equipment & plates.....	11	650912	06/09	99.525	99.434	99.997	99.765	98.621
Parts, attachments, & accessories for printing trades machinery.....	11	650913	06/09	120.895	121.645	121.829	121.863	121.820
Other special industry machinery.....	11	66		257.339	257.710	259.626	254.609	253.385
Plastics and rubber working machinery.....	11	6603		229.443	229.443	229.514	230.529	230.529
Plastics working machinery and equipment, excluding patterns and molds, including parts.....	11	66039	09/15	106.083	106.083	106.119	106.634	106.634
Plasticworking machinery (excluding parts).....	11	660391	12/08	111.019	111.019	111.019	111.577	111.577
Parts for plasticworking machinery.....	11	660395	12/08	126.359	126.359	126.619	127.126	127.126
Miscellaneous special industry machinery.....	11	6606		251.510	251.931	254.096	248.216	246.830
Semiconductor manufacturing machinery and parts.....	11	660638	06/87	124.826	124.826	125.990	126.220	124.222
Packing, packaging, and bottling machinery and parts.....	11	67		351.034	362.129	364.688	367.823	372.457
Packing, packaging, and bottling machinery and parts.....	11	6705	06/06	171.541	176.963	178.214	179.746	182.010

See footnotes at end of table.

Table 9. Producer price indexes for commodity and service groupings and individual items, not seasonally adjusted — Continued

[June 2023, Index base 1982=100, unless otherwise indicated]

Title	Commodity code		Other index base	Unadjusted index ¹				
	Group code	Item code		Feb. 2023	Mar. 2023 ^P	Apr. 2023 ^P	May 2023 ^P	June 2023 ^P
Packing, packaging, and bottling machinery, excluding parts.....	11	670501	06/06	164.267	171.202	171.202	173.161	175.777
Parts for packing, packaging, and bottling machinery.....	11	670502	12/83	348.164	348.164	358.261	358.261	360.031
Service industry machinery and parts.....	11	68	06/82	315.344	316.735	316.735	317.372	317.709
Service industry machinery and parts.....	11	6801	06/82	315.344	316.735	316.735	317.372	317.709
Commercial cooking and food warming equipment (incl. parts).....	11	68013	12/03	228.714	230.717	230.717	230.717	230.717
Commercial cooking equipment incl. ranges, deep-fat fryers, etc. except electric.....	11	680131	12/11	183.656	187.456	187.456	187.456	187.456
Commercial electric cooking equipment, incl. ranges, deep-fat fryers, etc.....	11	680132	12/11	154.268	154.442	154.442	154.442	154.442
Parts and accessories for commercial cooking and food warming equipment.....	11	680133	12/11	147.230	147.230	147.230	147.230	147.230
Other service industry machinery, incl. electronic teaching mach. & auto. maintenance equipment.....	11	68014	05/23	—	—	—	100.000	100.141
Coin-operated machines and mechanisms (incl. parts).....	11	680141	05/18	104.766	104.766	104.766	104.766	104.766
Commercial laundry and drycleaning machinery products (incl. parts)...	11	680143	06/03	197.190	197.190	197.190	199.217	199.217
Commercial and industrial floor & carpet cleaning machines, ex. vacuum cleaners (incl. parts).....	11	680145	09/16	140.232	140.232	140.232	140.232	140.948
Electronic teaching machines, teaching aids, etc., (incl. kits and parts)...	11	680147	09/16	103.052	104.281	104.281	104.281	—
All other parts and attachments for service industry equipment.....	11	680148	12/11	129.088	129.488	129.488	133.786	134.322
Other service industry equipment.....	11	680149	09/16	131.970	131.981	131.981	132.495	132.735
Electrical machinery and equipment.....	11	7		133.778	133.934	134.047	133.695	134.209
Wiring devices.....	11	71		383.836	385.654	386.363	386.216	389.095
Current-carrying wiring devices.....	11	7101		257.067	259.484	260.355	260.274	264.224
Current-carrying switches for electrical circuitry (including vehicular switches).....	11	710143	12/99	177.299	182.454	183.537	183.478	183.512
Current-carrying wire connectors for electrical circuitry.....	11	710144	12/99	176.797	175.978	175.320	175.600	172.589
Current-carrying wiring devices n.e.c.....	11	710147	06/06	183.919	185.031	185.894	185.718	191.738
Noncurrent-carrying wiring devices.....	11	7102		564.976	565.184	565.412	565.161	565.236
Noncurrent-carrying electrical conduit and conduit fittings, incl. plastic conduit & fittings.....	11	710216	12/04	331.753	331.753	331.730	331.730	331.730
Other noncurrent-carrying wiring devices and supplies (boxes, covers, bar hangers, etc.).....	11	710217	12/04	207.509	207.081	207.408	207.034	207.219
Porcelain, steatite, and other ceramic electrical products.....	11	710252	12/03	190.755	192.163	192.582	192.218	192.218
Integrating and measuring instruments.....	11	72		180.652	180.802	180.864	181.864	181.697
Test equipment for electrical, radio, & communication circuits & motors.....	11	7205	12/83	170.453	170.594	170.652	171.596	171.438
Test equipment for electrical, radio, & communication circuits & motors.....	11	720501		179.598	179.747	179.808	180.803	180.637
Motors, generators, motor generator sets.....	11	73		283.149	283.149	284.604	284.665	284.742
Fractional horsepower motors and generators.....	11	7303	06/83	214.923	214.923	214.923	215.465	216.136
Fractional horsepower motors and generators.....	11	730312	12/99	161.706	161.706	161.706	162.114	162.619
Integral horsepower motors and generators (excluding land transportation types).....	11	7304	06/83	407.349	407.349	407.349	407.349	407.349
Integral horsepower motors and generators (excluding land transportation types).....	11	730405	12/99	283.635	283.635	283.635	283.635	283.635
Parts and supplies for motors and generators.....	11	7309	06/83	313.106	313.106	313.106	313.106	313.106
Parts and supplies for motors and generators.....	11	730901	06/83	313.106	313.106	313.106	313.106	313.106
Other motors and generators.....	11	7311	06/06	150.238	150.238	151.909	151.909	151.909
Other motors and generators.....	11	731101	06/06	150.238	150.238	151.909	151.909	151.909
Prime mover generator sets, except steam & hydraulic turbine.....	11	7311012	12/14	127.270	127.270	129.285	129.285	129.285
Transformers and power regulators.....	11	74		376.744	378.996	380.000	381.031	384.184
Power and distribution transformers, except parts.....	11	7409	12/99	329.831	332.208	333.191	333.191	336.527
Power and distribution transformers, except parts.....	11	740999	12/99	329.831	—	—	—	—
Other transformers and parts for transformers.....	11	7411	12/99	216.831	216.831	217.075	220.555	220.555
Switchgear, switchboard, industrial controls equipment.....	11	75		314.917	315.604	317.654	318.056	322.774
Industrial controls and related parts and accessories.....	11	7507		304.912	305.590	305.594	305.599	310.809
Industrial controls and related parts and accessories.....	11	750799	06/85	290.198	290.843	290.847	290.852	295.811
General-purpose industrial controls.....	11	7507991	06/11	156.050	156.498	156.502	156.506	160.090
Parts for industrial controls and motor-control accessories.....	11	7507992	06/11	141.782	141.782	141.782	141.782	142.282
Specific-purpose industrial controls.....	11	7507993	06/11	133.386	133.607	133.607	133.607	134.896
Switchgear and switchboard apparatus.....	11	7522	06/05	181.969	182.361	184.315	184.697	187.171
Switchgear and switchboard apparatus.....	11	752201	06/05	181.969	182.361	184.315	184.697	187.171
Low voltage panelboards and distribution boards, 1000 volts or less..	11	7522013	12/07	147.081	148.360	152.197	152.197	152.197
Switchgear, except relays and ducts.....	11	752201A	12/07	180.131	180.265	181.026	181.710	186.101
Communications and related equipment and miscellaneous electronic systems & equipment.....	11	76	12/85	130.609	130.612	131.147	131.138	131.523
Telephone and wireline data networking equipment.....	11	7601	12/85	89.515	89.515	89.515	89.502	89.465
Other communications and related equipment, including broadcast and wireless.....	11	7603	06/13	108.553	108.560	109.650	109.631	109.600
Broadcast, studio, and related electronic equipment.....	11	760301	12/85	119.174	119.206	120.921	120.210	119.939
Radio station and wireless communication equipment.....	11	760302	12/85	100.321	100.321	101.464	101.464	101.464

See footnotes at end of table.

Table 9. Producer price indexes for commodity and service groupings and individual items, not seasonally adjusted — Continued
 [June 2023, Index base 1982=100, unless otherwise indicated]

Title	Commodity code		Other index base	Unadjusted index ¹				
	Group code	Item code		Feb. 2023	Mar. 2023 ^P	Apr. 2023 ^P	May 2023 ^P	June 2023 ^P
Radio station equipment.....	11	7603022	06/13	110.909	110.909	116.063	116.063	116.063
Other broadcast and wireless communications systems and equipment.....	11	7603023	06/13	113.033	113.033	114.077	114.077	114.077
Intercommunications, alarm and traffic control systems.....	11	760303	12/85	161.219	161.265	161.403	161.688	161.564
Alarm systems, including electric sirens and horns.....	11	7603031	06/08	130.300	130.300	130.300	130.300	130.300
Intercommunications systems, including inductive paging systems.....	11	7603033	06/08	148.458	149.765	149.765	153.405	153.405
Electronic systems and equipment, n.e.c.....	11	7605	12/03	146.234	146.234	147.708	147.708	148.627
Electronic systems and equipment, n.e.c.....	11	760512	12/03	146.234	146.234	147.708	147.708	148.627
Search, detection, navigation & guidance systems and equipment.....	11	7606	06/04	161.390	161.390	161.390	161.390	162.191
Search, detection, navigation & guidance systems and equipment.....	11	760613	06/04	161.390	161.390	161.390	161.390	162.191
Electric lamp bulbs, tubes, and components.....	11	77		102.577	102.673	102.673	102.673	107.387
Electric lamp bulbs, tubes, and components.....	11	7704	12/04	79.144	79.219	79.219	79.219	82.856
Electric lamp bulbs, tubes, and components.....	11	770401	12/04	79.144	79.219	79.219	79.219	82.856
Electronic components and accessories.....	11	78		68.126	68.221	67.912	67.130	67.286
Relays for electronic circuitry, industrial control overload, and switchgear type.....	11	7821		283.411	283.411	283.411	283.411	283.411
Relays for electronic circuitry, industrial control overload, and switchgear type.....	11	782119	06/90	210.708	210.708	210.708	210.708	210.708
Switches, mechanical, for electronic circuitry.....	11	7822	06/82	249.312	249.312	249.312	—	—
Switches, mechanical, for electronic circuitry.....	11	782299	06/82	249.312	249.312	249.312	—	—
Connectors for electronic circuitry.....	11	7824		244.300	249.852	246.332	246.226	246.206
Connectors for electronic circuitry.....	11	782481	12/11	141.115	144.321	142.288	142.227	142.215
Filters, crystals, and transducers.....	11	7828	06/82	114.957	115.590	115.590	115.590	115.590
Filters, crystals, and transducers.....	11	782890	06/82	114.957	115.590	115.590	115.590	115.590
Crystal, filter, piezoelectric, and other related electronic devices (exc. microwave filters).....	11	7828901	06/82	119.438	120.095	120.095	120.095	120.095
Integrated microcircuits.....	11	7839	06/05	33.751	33.608	33.168	32.968	33.108
Integrated microcircuits.....	11	783911	06/05	33.751	33.608	33.168	32.968	33.108
Other semiconductor and related devices.....	11	7847	06/05	75.820	75.820	75.827	75.827	75.827
Other semiconductor devices, including parts (such as chips, wafers and heat sinks).....	11	784711	06/05	73.862	73.862	73.869	73.869	73.869
Bare printed circuit boards.....	11	7849	12/00	122.581	122.581	122.590	122.590	124.950
Bare printed circuit boards.....	11	784901	06/82	128.240	128.240	128.250	128.250	130.719
Electronic coils, transformers, and other inductors.....	11	7853	06/82	242.760	245.254	246.110	246.110	246.753
Electronic coils, transformers, and other inductors.....	11	785399	06/00	166.648	168.360	168.948	168.948	169.389
Capacitors and resistors for electronic circuitry.....	11	7854	12/22	100.586	100.586	100.586	100.586	100.586
Capacitors for electronic circuitry.....	11	785411	12/02	187.740	187.740	187.740	187.740	187.740
Microwave components, electron tubes, and other electronic components, n.e.c.....	11	7856	06/00	170.180	171.086	171.208	171.208	171.208
Printed circuit assemblies, loaded boards, modules and consumer external modems.....	11	7861	06/82	86.322	86.286	86.278	80.905	80.970
Printed circuit assemblies, loaded boards, modules and consumer external modems.....	11	786199	06/82	86.322	86.286	86.278	80.905	80.970
Miscellaneous electrical machinery and equipment.....	11	79		137.047	137.089	137.155	137.370	137.547
Storage batteries.....	11	7901		242.629	242.413	244.762	244.762	245.073
Storage batteries, lead acid type, BCI dimensional group 8D or smaller.....	11	790103	12/84	255.943	255.582	259.505	259.505	259.505
Storage batteries, lead acid type, larger than BCI dimensional group 8D.....	11	790104	12/84	313.956	313.956	313.956	313.956	316.559
Storage batteries (excluding lead acid), including parts for all storage batteries.....	11	790105	12/84	259.130	259.130	259.130	259.130	259.130
Primary batteries.....	11	7902		233.372	233.668	233.429	232.792	234.548
Primary batteries.....	11	790229	12/03	151.363	151.556	151.401	150.987	152.126
Carbon and graphite products.....	11	7903		228.521	229.704	228.785	229.287	229.263
X-ray and electromedical equipment.....	11	7905		91.939	91.939	91.963	92.205	92.205
Irradiation equipment.....	11	790512	06/85	125.822	125.822	125.822	125.822	125.822
Electromedical equipment, including diagnostic, therapeutic and patient monitoring equipment.....	11	790541	06/09	101.616	101.616	101.653	102.023	102.023
Miscellaneous electrical industrial apparatus.....	11	7929	12/85	186.314	186.314	184.872	184.395	186.174
Rectifying apparatus.....	11	792902	12/85	205.189	205.189	208.790	208.790	208.790
Other electrical equipment for industrial use, except for electronic circuitry.....	11	792904	12/03	161.019	161.019	158.129	157.551	159.709
All other electrical equipment and components, except industrial.....	11	7939	12/06	133.113	133.113	133.113	133.113	133.114
All other electrical equipment and components, except industrial.....	11	793901	12/06	133.113	133.113	133.113	133.113	133.114
Miscellaneous instruments.....	11	8		244.389	245.346	246.175	247.161	247.672
Automatic environmental controls for monitoring residential, commercial, and appliance use.....	11	81		209.330	209.330	211.685	215.438	215.906
Automatic environmental controls for monitoring residential, commercial, and appliance use.....	11	8105	12/03	144.352	144.352	145.976	148.564	148.887
Automatic environmental controls for monitoring residential, commercial, and appliance use.....	11	810501	12/03	144.352	144.352	145.976	148.564	148.887

See footnotes at end of table.

Table 9. Producer price indexes for commodity and service groupings and individual items, not seasonally adjusted — Continued
 [June 2023, Index base 1982=100, unless otherwise indicated]

Title	Commodity code		Other index base	Unadjusted index ¹				
	Group code	Item code		Feb. 2023	Mar. 2023 ^P	Apr. 2023 ^P	May 2023 ^P	June 2023 ^P
Industrial process control instruments.....	11	82	06/83	284.124	284.418	284.950	285.766	288.245
Industrial process control instruments.....	11	8201	06/83	284.124	284.418	284.950	285.766	288.245
Industrial process control instruments.....	11	820171	12/03	172.077	172.255	172.577	173.071	174.573
Fluid meters and counting devices.....	11	84	12/85	236.634	243.025	246.138	246.897	248.341
Fluid meters and counting devices.....	11	8401	12/85	236.634	243.025	246.138	246.897	248.341
Engineering and scientific instruments.....	11	85	12/85	279.159	279.159	280.615	281.142	281.142
Aeronautical, nautical, and navigational instruments.....	11	8501	12/85	313.241	313.241	315.235	315.235	315.235
Aeronautical, nautical, and navigational instruments.....	11	850111	12/85	313.241	313.241	315.235	315.235	315.235
Hospital beds and specialized hospital furniture.....	11	8504	12/11	—	139.397	139.397	140.856	140.856
Hospital beds and specialized hospital furniture.....	11	850404	12/11	—	139.397	139.397	140.856	140.856
Measuring instruments and lenses.....	11	86	12/85	169.560	170.162	170.538	171.660	171.762
Sighting, tracking, and fire-control equipment, optical type.....	11	8601	12/85	143.048	143.048	143.048	143.048	143.048
Sighting, tracking, and fire-control equipment, optical type.....	11	860111	12/85	143.048	143.048	143.048	143.048	143.048
All other miscellaneous optical instruments and lenses.....	11	8602	12/85	144.012	145.798	146.512	146.512	146.092
All other miscellaneous optical instruments and lenses.....	11	860211	12/85	144.012	145.798	146.512	146.512	146.092
Laboratory analytical instruments.....	11	8603	12/85	180.697	181.096	181.439	182.967	183.206
Laboratory analytical instruments.....	11	860311	12/85	180.697	181.096	181.439	182.967	183.206
Measuring & controlling devices, n.e.c.....	11	89	06/85	198.227	198.630	198.304	198.401	198.253
Aircraft engine instruments.....	11	8901	06/85	183.951	183.951	179.693	179.693	183.801
Aircraft engine instruments.....	11	890199	06/85	183.951	183.951	179.693	179.693	183.801
Nuclear radiation detection & monitoring instruments.....	11	8904	06/85	246.459	246.668	246.668	247.906	249.265
Nuclear radiation detection & monitoring instruments.....	11	890499	06/85	246.459	246.668	246.668	247.906	249.265
Physical properties and kinematic testing equipment.....	11	8905	06/04	135.286	135.286	135.313	135.313	135.317
Physical properties and kinematic testing equipment.....	11	890599	06/04	135.286	135.286	135.313	135.313	135.317
Commercial, geophysical, meteorological, surveying, drafting & general-purpose instruments.....	11	8906	06/04	138.561	139.445	139.869	139.869	138.110
Commercial, geophysical, meteorological & general-purpose instruments.....	11	890699	06/04	138.561	139.445	139.869	139.869	138.110
Miscellaneous machinery.....	11	9		211.922	212.891	213.742	214.192	214.527
Oil field and gas field machinery.....	11	91		248.990	249.712	250.446	250.446	250.446
Oil and gas field drilling, surveying, and cementing machinery (except parts sold separately).....	11	9102		262.037	262.037	262.037	262.037	262.037
Oil and gas field drilling, surveying, and cementing machinery (except parts sold separately).....	11	910201	09/20	111.579	111.579	111.579	111.579	111.579
Oil field and gas field production machinery (except pumps and parts sold separately).....	11	9104		225.892	225.509	227.928	227.928	227.928
Oil field and gas field production machinery (except pumps and parts sold separately).....	11	910456	12/03	185.597	185.282	187.270	187.270	187.270
Parts and attachments for oil and gas field machinery and equipment.....	11	9106	12/10	129.610	131.642	131.642	131.642	131.642
Parts and attachments for oil and gas field drilling machinery and equipment.....	11	910602	12/10	130.170	132.857	132.857	—	—
Parts and attachments for oil and gas field production machinery and equipment.....	11	910604	12/10	129.802	130.802	130.802	130.802	—
Mining machinery and equipment.....	11	92		399.395	399.395	415.642	415.852	416.068
Mining machinery and equipment (except parts sold separately).....	11	9207	09/19	134.713	134.713	141.063	141.105	141.105
Underground mining machinery (except parts sold separately).....	11	920701	12/03	261.147	261.147	296.390	296.626	—
Crushing, pulverizing, & screening machinery (except parts sold separately).....	11	920702	12/03	249.314	249.314	249.314	249.314	—
Drills and other mining machinery (except parts sold separately).....	11	920703	12/03	239.753	239.753	239.753	239.753	—
Mineral processing & beneficiation machinery (except parts sold separately).....	11	920704	12/03	271.465	271.465	271.465	271.465	271.467
Parts and attachments for mining machinery and equipment (sold separately).....	11	9253		318.774	318.774	325.032	325.419	326.150
Parts and attachments for mining machinery and equipment (sold separately).....	11	925303	12/03	229.615	229.615	234.123	234.402	234.928
Internal combustion engines.....	11	94		194.480	194.433	194.929	194.804	194.998
Diesel, semidiesel, and dual-fuel engines (except automotive).....	11	9407	12/82	212.053	212.141	212.141	212.152	213.420
Diesel, semidiesel, and dual-fuel engines (except automotive).....	11	940725	12/00	162.614	162.682	162.682	162.690	163.663
Diesel, semidiesel, and dual-fuel engines for automobiles, trucks, and buses.....	11	9408	12/82	166.267	166.267	167.190	167.190	167.190
Diesel, semidiesel, and dual-fuel engines for automobiles, trucks, and buses.....	11	940811	12/82	166.267	166.267	167.190	167.190	167.190
Parts & accessories for internal combustion engines, ex. aircraft & gasoline automotive engines.....	11	9413		245.338	245.292	246.235	246.234	246.234
Parts & accessories for internal combustion engines, ex. aircraft & gasoline automotive engines.....	11	941301		245.338	245.292	246.235	246.234	246.234
Machine shop products.....	11	95		219.685	219.944	220.309	221.443	221.960
Machine shop products.....	11	9505	06/84	199.016	199.251	199.581	200.608	201.077
Machine shop job work and job order repairs.....	11	950501	06/84	199.016	199.251	199.581	200.608	201.077
Turbines and turbine generator sets.....	11	97	06/87	256.383	266.493	267.066	267.598	268.378

See footnotes at end of table.

Table 9. Producer price indexes for commodity and service groupings and individual items, not seasonally adjusted — Continued
 [June 2023, Index base 1982=100, unless otherwise indicated]

Title	Commodity code		Other index base	Unadjusted index ¹				
	Group code	Item code		Feb. 2023	Mar. 2023 ^P	Apr. 2023 ^P	May 2023 ^P	June 2023 ^P
Turbines and turbine generator sets (excluding parts).....	11	9701	06/87	256.383	266.493	267.066	267.598	268.378
Steam, gas, and other turbines and turbine generators.....	11	970103	06/11	110.155	111.033	111.158	111.244	111.567
Parts & accessories for turbines, turbine generators, and turbine generator sets.....	11	98	09/15	121.157	121.157	121.157	121.157	121.157
Parts & accessories for turbines, turbine generators, and turbine generator sets.....	11	9801	09/15	121.157	121.157	121.157	121.157	121.157
Parts & accessories for turbines, turbine generators, and turbine generator sets.....	11	980101	09/15	121.157	121.157	121.157	121.157	121.157
Furniture and household durables.....	12	—		217.795	218.053	217.973	218.835	218.932
Household furniture.....	12	1		275.075	275.529	274.697	274.483	275.016
Metal household furniture.....	12	11		224.798	225.251	223.946	223.946	224.562
Metal household furniture.....	12	1101		224.798	225.251	223.946	223.946	224.562
Metal household dining room and kitchen furniture.....	12	110102	06/84	265.642	268.955	259.406	259.406	263.911
Other metal household furniture.....	12	110104	06/84	201.209	201.209	201.209	201.209	201.209
Metal household furniture, beds, nonupholstered.....	12	1101041	12/11	142.049	142.049	142.049	142.049	142.049
Wood household furniture (nonupholstered).....	12	12		312.673	314.404	307.675	307.498	318.460
Wood household furniture (nonupholstered).....	12	1206	12/22	103.457	104.030	101.803	101.745	105.372
Wood living room furniture (nonupholstered).....	12	120602	12/04	165.698	165.698	164.275	164.275	167.294
Wood dining room, outdoor, and ready-to-assemble furniture (nonupholstered).....	12	120603	12/22	105.734	107.360	104.927	104.983	109.974
Wood bedroom furniture, including infants' and children's, (nonupholstered).....	12	120605	12/04	162.300	162.300	163.288	162.938	163.525
Upholstered household furniture.....	12	13		260.480	260.976	260.909	261.069	261.194
Upholstered household furniture.....	12	1301		260.480	260.976	260.909	261.069	261.194
Dual purpose sleep furniture, incl. convertible sofa.....	12	130123	06/83	218.130	218.468	218.468	218.541	218.541
Upholstered household furniture.....	12	130141	06/05	165.627	165.955	165.903	166.015	166.112
Upholstered household davenports, sofas, loveseats, and settees.....	12	1301411	12/11	144.756	145.067	144.969	144.969	144.969
Upholstered household sectional sofa pieces.....	12	1301412	12/11	136.147	136.315	136.258	136.258	136.258
Upholstered household rocking chairs, including swivel rockers.....	12	1301413	12/11	139.398	141.898	141.885	142.868	142.868
Other upholstered household furniture, including custom.....	12	1301415	12/11	155.601	155.665	155.815	156.296	156.929
Bedding.....	12	14		238.313	238.309	238.236	237.426	235.884
Bedding.....	12	1401		238.313	238.309	238.236	237.426	235.884
Innerspring mattresses, excluding crib size.....	12	140104	12/95	219.838	219.644	219.644	219.644	215.875
Mattress foundations.....	12	140107	12/11	147.748	148.707	147.748	137.038	136.342
Mattresses, other types, including crib, foam, waterbed mattresses and mattress inserts.....	12	140114	06/83	253.459	253.459	253.459	253.459	253.459
Sleep system ensembles and mattresses, excluding conventional waterbeds.....	12	140122	12/95	162.620	162.620	162.620	162.620	162.620
Mattress and foundation sets.....	12	140134	12/03	140.527	140.527	140.527	140.527	140.527
Metal porch, lawn, outdoor & casual furniture.....	12	15		373.362	373.362	373.362	373.337	366.795
Porch and lawn furniture.....	12	1501		373.362	373.362	373.362	373.337	366.795
Metal porch, lawn, outdoor & casual furniture.....	12	150112	06/84	371.359	371.359	371.359	371.334	364.826
Nonupholstered household furniture, except wood and metal.....	12	16	12/85	148.071	148.071	148.071	—	—
Nonupholstered household furniture, except wood and metal.....	12	1601	12/85	148.071	148.071	148.071	—	—
Nonupholstered household furniture, except wood and metal.....	12	160101	12/85	148.071	148.071	148.071	—	—
Commercial furniture.....	12	2		306.874	308.372	307.751	309.025	308.164
Wood office furniture and store fixtures.....	12	21		295.734	296.446	297.670	295.614	295.252
Wood office furniture and store fixtures.....	12	2101		295.734	296.446	297.670	295.614	295.252
Wood office seating, including upholstered.....	12	210112	06/85	257.323	257.495	258.569	258.569	258.569
Wood office desks and extensions.....	12	210113	06/85	321.144	322.398	324.026	324.026	326.287
Wood office files, storage units, and tables.....	12	210114	06/85	284.639	285.533	286.590	286.590	287.859
Wood office furniture, other types (incl. panel/desk systems).....	12	210116	06/85	228.439	228.705	229.279	229.279	229.279
Fixtures for stores, banks and offices.....	12	210161	12/83	293.751	294.459	295.685	293.257	292.646
Custom architectural woodwork, millwork, and fixtures.....	12	2101611	06/08	146.660	147.578	147.578	145.895	145.895
Wood lockers, partitions, and shelving (except custom).....	12	2101612	06/08	166.410	159.880	161.926	161.664	155.016
Wood furniture dimensions and nonwood furniture parts and frames.....	12	2101615	12/11	183.475	186.224	201.302	204.925	205.591
Nonwood furniture and store fixtures.....	12	22		301.890	304.416	301.797	306.270	304.622
Nonwood commercial storage units, files, and tables.....	12	2202		297.508	301.131	289.664	309.631	311.114
Nonwood commercial storage units, files, and tables.....	12	220202	06/95	213.692	216.294	208.058	222.399	223.465
Nonwood commercial furniture.....	12	2203		315.635	315.589	308.229	311.944	311.843
Nonwood commercial desks and extensions.....	12	220321		—	—	—	—	373.283
Nonwood office seating.....	12	220325		244.327	243.191	228.010	239.027	239.027
Nonwood office furniture panel systems, and other nonwood office furniture.....	12	220326	06/95	228.989	229.775	230.541	227.637	227.487
Nonwood partitions and fixtures.....	12	2204	12/83	274.278	278.975	284.223	284.255	280.084
Storage racks and accessories, except wood.....	12	220407	12/83	244.197	254.721	270.263	270.263	264.084
Fixtures (bank, office, and store) except wood.....	12	220409	12/83	278.774	282.096	282.096	286.847	284.856

See footnotes at end of table.

Table 9. Producer price indexes for commodity and service groupings and individual items, not seasonally adjusted — Continued

[June 2023, Index base 1982=100, unless otherwise indicated]

Title	Commodity code		Other index base	Unadjusted index ¹				
	Group code	Item code		Feb. 2023	Mar. 2023 ^P	Apr. 2023 ^P	May 2023 ^P	June 2023 ^P
Public building furniture.....	12	23	12/84	315.491	315.594	315.789	316.420	316.420
Public building furniture.....	12	2301	12/84	315.491	315.594	315.789	316.420	316.420
School furniture (except stone and concrete), excluding library furniture.....	12	230101	12/84	373.196	373.196	374.656	374.656	374.656
Public building and related furniture, excluding school & restaurant furniture.....	12	230102	12/84	304.566	304.716	304.394	305.312	305.312
Commercial furniture and fixtures, n.e.c.....	12	24	12/85	282.022	282.610	283.346	283.660	284.186
Commercial furniture and fixtures, n.e.c.....	12	2401	12/85	282.022	282.610	283.346	283.660	284.186
Bar, bowling center, cafeteria, and restaurant furniture.....	12	240104	12/10	175.985	175.985	173.839	173.858	173.847
Other commercial and institutional furniture and fixtures, n.e.c.....	12	240108	12/10	161.089	161.588	163.167	163.426	163.877
Floor coverings.....	12	3		212.452	211.918	213.047	212.626	212.089
Carpets and rugs.....	12	31		206.367	205.761	207.042	206.564	205.955
Carpet and rugs.....	12	3101		209.551	208.935	210.236	209.751	209.132
Carpet and rugs.....	12	310101		209.551	208.935	210.236	209.751	209.132
Resilient floor coverings.....	12	32		262.289	262.289	262.289	262.289	262.289
Resilient floor coverings.....	12	3201		262.289	262.289	262.289	262.289	262.289
Resilient floor coverings.....	12	320170	12/11	117.936	117.936	117.936	117.936	117.936
Household appliances.....	12	4		148.942	148.328	148.559	151.128	151.204
Major appliances.....	12	41		143.693	143.009	143.227	146.061	146.334
Household cooking appliances.....	12	4101		155.815	154.077	154.536	159.699	159.363
Electric household ranges, ovens (including microwave), surface cooking units, and equipment.....	12	410105	12/02	153.270	154.179	158.319	158.931	153.465
Gas household ranges, ovens, surface cooking units and equipment.....	12	410139	12/02	149.167	146.914	143.884	149.230	149.701
Other household ranges and cooking equipment, including outdoor equipment.....	12	410169	12/02	190.560	185.725	185.741	197.432	202.792
Household refrigeration equipment.....	12	4103		121.883	121.691	121.522	122.765	122.064
Household refrigerators, including refrigerator-freezer combinations.....	12	410329	12/02	131.868	131.591	131.828	132.765	131.933
Other major household appliances including room air-conditioners.....	12	4104		173.249	173.704	174.514	177.038	180.198
Room air-conditioners.....	12	410445		231.180	231.180	231.180	231.180	237.445
Household vacuum cleaners, including parts and attachments.....	12	43		127.519	127.113	128.314	128.314	128.314
Household vacuum cleaners and other floor care machines (including parts and attachments).....	12	4301		119.628	119.247	120.374	120.374	120.374
Household vacuum cleaners and other floor care machines (including parts and attachments).....	12	430114	06/07	130.500	130.085	131.314	131.314	131.314
Electric housewares and fans.....	12	44		146.281	146.241	146.264	147.167	145.617
Parts and attachments for small electric household appliances, including fan parts.....	12	4403	12/82	197.705	197.705	197.705	197.705	197.705
Parts and attachments for small electric household appliances, including fan parts.....	12	440311	12/82	197.705	197.705	197.705	197.705	197.705
Small electric household appliances, including fans.....	12	4404	05/21	116.658	116.626	116.644	117.367	116.126
Small electric household appliances, including fans.....	12	440401	05/21	116.658	116.626	116.644	117.367	116.126
Portable residential lighting fixtures, including parts and accessories.....	12	45		295.405	295.456	295.441	295.446	295.452
Portable residential lighting fixtures, including parts and accessories.....	12	4501		295.405	295.456	295.441	295.446	295.452
Portable residential lighting fixtures, including parts and accessories.....	12	450135	06/98	199.102	199.136	199.126	199.130	199.134
Home electronic equipment.....	12	5		62.278	62.278	62.278	62.278	62.278
Speakers and commercial sound equipment.....	12	57	12/03	137.664	137.664	137.664	137.664	137.664
Speakers and commercial sound equipment.....	12	5707	12/03	137.664	137.664	137.664	137.664	137.664
Speakers and commercial sound equipment.....	12	570708	12/03	137.664	137.664	137.664	137.664	137.664
Other home electronic equipment.....	12	58	06/04	114.837	114.837	114.837	114.837	114.837
Other home electronic equipment, including television receivers and automotive A/V equipment.....	12	5803	01/17	119.037	119.037	119.037	119.037	119.037
All other consumer audio and video equipment, excluding TV receivers and automotive A/V equip.....	12	580301	06/04	105.704	105.704	105.704	105.704	105.704
Other household durable goods.....	12	6		242.642	243.456	243.698	242.686	244.286
Vitreous china, fine earthenware, and other pottery products.....	12	61		321.579	321.579	321.579	332.164	332.164
Vitreous china, porcelain, and earthenware table and kitchenware and other pottery products.....	12	6101		321.534	321.534	321.534	332.117	332.117
Vitreous china, porcelain, and earthenware (semivitreous) table and kitchenware.....	12	610104	06/08	142.412	142.412	142.412	142.412	142.412
All other pottery products (including china decorated for the trade).....	12	610105	06/08	159.258	159.258	159.258	165.363	165.363
Mirrors (decorated and undecorated).....	12	65		218.946	221.740	219.667	212.942	222.519
Mirrors (decorated and undecorated), made from purchased glass.....	12	6501		218.946	221.740	219.667	212.942	222.519
Mirrors (decorated and undecorated), made from purchased glass.....	12	650104	12/04	141.036	142.835	141.500	137.168	143.337
Lawn/garden equipment.....	12	66		179.761	179.761	180.316	180.344	180.026
Parts and attachments for consumer lawn, garden, and snow equipment.....	12	6605	12/82	235.309	235.309	235.821	236.189	236.189

See footnotes at end of table.

Table 9. Producer price indexes for commodity and service groupings and individual items, not seasonally adjusted — Continued
 [June 2023, Index base 1982=100, unless otherwise indicated]

Title	Commodity code		Other index base	Unadjusted index ¹				
	Group code	Item code		Feb. 2023	Mar. 2023 ^P	Apr. 2023 ^P	May 2023 ^P	June 2023 ^P
Parts and attachments for consumer lawn, garden, and snow equipment.....	12	660503	06/03	158.988	158.988	159.334	159.583	159.583
Consumer lawn, garden, and snow equipment.....	12	6607	05/18	119.585	119.585	119.966	119.966	119.731
Consumer lawn, garden, and snow equipment.....	12	660701	05/18	119.585	119.585	119.966	119.966	119.731
Consumer riding lawn, garden, and snow equipment.....	12	6607011	06/03	133.429	133.429	133.429	133.429	133.429
Consumer nonriding lawn, garden, and snow equipment.....	12	6607012	06/03	129.070	129.070	129.924	129.924	129.397
Cutlery, flatware (except precious), razors and razor blades.....	12	67		274.391	274.567	278.060	278.060	278.060
Cutlery, flatware (except precious), razors and razor blades.....	12	6701		274.391	274.567	278.060	278.060	278.060
Cutlery, scissors, shears, trimmers, and snips.....	12	670141	12/83	283.829	284.238	292.369	292.369	292.369
Metal kitchen utensil, pots, and pans.....	12	68		305.444	308.923	308.923	308.923	308.923
Metal kitchen utensil, pots, and pans.....	12	6801		305.444	308.923	308.923	308.923	308.923
Stamped and spun kitchen utensils, aluminum.....	12	680101		288.210	291.971	291.971	291.971	291.971
Window shades, blinds, and accessories.....	12	69	06/84	295.811	295.962	295.965	295.876	295.874
Window shades, blinds, and accessories.....	12	6901	06/84	295.811	295.962	295.965	295.876	295.874
Window shades and window shade accessories and rollers.....	12	690101	06/84	360.532	360.532	360.539	360.539	360.539
Other shades and blinds, including curtain and drapery fixtures, poles, & rods.....	12	690103	06/84	224.096	224.096	224.096	223.841	223.841
Nonmetallic mineral products.....	13	—		326.576	327.592	327.025	327.362	328.346
Glass.....	13	1		184.660	184.445	184.061	183.270	184.295
Flat glass.....	13	11		173.319	173.060	172.603	171.531	172.753
Specialty glass.....	13	1107		208.761	208.883	208.612	206.722	206.708
Specialty glass.....	13	110703	06/11	152.208	152.297	152.100	150.722	150.711
Other glass products, made by flat glass producers.....	13	1107034	06/11	161.713	161.713	161.713	161.713	161.713
Flat glass (float, sheet, and plate process).....	13	1108	12/22	95.914	95.061	94.347	94.736	97.851
Flat glass (float, sheet, and plate process).....	13	110811	12/22	95.914	95.061	94.347	94.736	97.851
Other finished glassware.....	13	13	06/83	198.672	198.683	198.686	199.254	199.237
Pressed and blown glassware.....	13	1301	06/83	201.832	201.843	201.845	202.423	202.405
Machine-made pressed & blown table, kitchen, art, & novelty glassware.....	13	130116	12/11	154.633	154.633	154.633	154.633	154.633
All other machine-made pressed and blown glassware.....	13	130117	12/11	125.480	125.480	125.484	125.637	125.612
Handmade pressed and blown glassware.....	13	130118	12/11	121.228	121.434	121.434	130.358	130.358
Concrete ingredients and related products.....	13	2		400.260	400.492	401.002	401.914	402.997
Construction sand, gravel, and crushed stone.....	13	21		453.383	453.428	454.069	455.328	456.890
Construction sand, gravel and crushed stone.....	13	2101		453.383	453.428	454.069	455.328	456.890
Construction sand and gravel (run of pit/bank, washed, screened, etc.)..	13	210120	12/11	169.024	168.266	170.320	171.803	171.933
Construction sand and gravel, Northeast.....	13	2101201	12/12	179.598	179.598	180.785	179.548	179.548
Construction sand and gravel, Midwest.....	13	2101202	12/12	183.669	181.320	186.034	189.459	189.459
Construction sand and gravel, West.....	13	2101204	12/12	170.883	170.407	172.358	174.430	174.696
Crushed and broken stone.....	13	210121		448.210	449.193	447.628	447.643	449.736
Crushed and broken limestone.....	13	2101212	12/11	175.097	175.671	175.232	175.232	176.475
Crushed and broken granite.....	13	2101213	12/11	166.293	165.690	169.827	169.862	169.862
Bituminous limestone, sandstone, & other crushed & broken stone. ...	13	2101219	12/11	149.227	149.869	143.999	143.999	143.999
Cement, hydraulic.....	13	22		329.152	329.757	330.055	330.377	330.628
Cement, hydraulic.....	13	2201		329.152	329.757	330.055	330.377	330.628
Cement, hydraulic.....	13	220161	06/89	322.144	322.737	323.028	323.344	323.589
Concrete products.....	13	3		357.168	359.778	361.838	364.042	365.254
Concrete block and brick.....	13	31		354.227	355.333	358.738	358.836	359.057
Structural concrete block.....	13	3111		371.383	370.879	374.604	374.953	375.738
Structural concrete block.....	13	311135	12/87	303.091	302.679	305.720	306.004	306.645
Structural concrete block, lightweight units (weighing less than 105 lb/cubic ft.) (dry weight).....	13	3111351	12/11	163.455	163.034	165.950	165.950	165.950
Structural concrete block, mediumweight units (weighing 105 - 124 lb/cubic ft.) (dry weight).....	13	3111352	12/11	170.501	170.501	171.194	172.083	172.368
Structural concrete block, normalweight units (weighing 125 lb or more/cubic ft.) (dry weight).....	13	3111353	12/11	155.540	155.425	156.185	156.185	156.871
Decorative concrete block.....	13	3121		308.954	310.499	313.081	313.081	313.081
Decorative concrete block (including screen, split, slump, shadowal block, etc.).....	13	312101		308.954	310.499	313.081	313.081	313.081
Concrete brick.....	13	3131		321.289	322.831	325.989	325.989	325.989
Concrete brick.....	13	313101		321.289	322.831	325.989	325.989	325.989
Concrete pavers.....	13	3141		298.515	300.025	302.985	302.985	302.985
Concrete pavers (including grid, interlocking, etc.).....	13	314101		298.515	300.025	302.985	302.985	302.985
Concrete pipe.....	13	32		357.082	344.862	347.406	348.860	354.930
Concrete pipe.....	13	3201		357.082	344.862	347.406	348.860	354.930
Concrete pipe.....	13	320108	12/86	311.816	301.145	303.367	304.636	309.936
Concrete storm sewer pipe.....	13	3201082	12/11	210.334	208.131	208.064	208.837	208.602

See footnotes at end of table.

Table 9. Producer price indexes for commodity and service groupings and individual items, not seasonally adjusted — Continued

[June 2023, Index base 1982=100, unless otherwise indicated]

Title	Commodity code		Other index base	Unadjusted index ¹				
	Group code	Item code		Feb. 2023	Mar. 2023 ^P	Apr. 2023 ^P	May 2023 ^P	June 2023 ^P
Concrete pipe, except concrete culvert and storm sewer pipe.	13	3201083	12/11	152.542	152.542	152.542	152.779	157.564
Ready-mix concrete.	13	33		351.997	355.235	357.652	360.593	361.448
Ready-mix concrete.	13	3301		351.997	355.235	357.652	360.593	361.448
Ready-mix concrete.	13	330101		351.997	355.235	357.652	360.593	361.448
Northeast region ready-mix concrete.	13	330101A	12/12	154.031	156.785	159.309	157.055	157.055
Midwest region ready-mix concrete.	13	330101B	12/12	158.455	161.161	161.409	164.410	164.410
South region ready-mix concrete.	13	330101C	12/12	158.977	160.098	160.663	162.150	163.081
West region ready-mix concrete.	13	330101D	12/12	172.141	172.616	174.857	175.966	175.958
Precast concrete products.	13	34		373.749	378.266	378.516	380.217	382.805
Precast concrete products.	13	3401		373.749	378.266	378.516	380.217	382.805
Precast concrete products.	13	340106	12/86	329.725	333.710	333.931	335.431	337.714
Precast concrete slabs and tile, roof and floor units.	13	3401061	12/11	168.295	168.295	168.295	168.295	—
Precast concrete architectural wall panels.	13	3401062	12/11	182.257	182.284	182.156	183.204	183.204
Burial vaults and boxes, precast concrete.	13	3401063	12/11	161.218	161.218	161.218	161.218	161.218
Precast concrete products (excl burial vaults and boxes, slabs and tile, and arch. wall panels).	13	3401064	12/11	168.222	171.004	171.180	172.049	173.645
Prestressed concrete products.	13	35		353.168	353.644	356.007	355.348	352.955
Prestressed concrete products.	13	3501		353.168	353.644	356.007	355.348	352.955
Prestressed concrete products.	13	350107	12/86	360.406	360.893	363.304	362.632	360.189
Prestressed concrete bridge beams and solid and hollow cored slabs and panels.	13	3501071	12/07	249.108	248.094	247.385	246.535	243.450
Prestressed concrete bridge beams.	13	35010711	12/07	204.739	204.109	204.109	204.398	201.664
Prestressed concrete solid and hollow cored slabs and panels.	13	35010712	12/07	299.579	297.658	294.798	290.370	287.344
Prestressed concrete products (excl bridge beams and solid and hollow cored slabs and panels).	13	3501072	12/07	126.893	127.895	130.205	130.205	130.205
Clay construction products ex. refractories.	13	4		226.428	225.731	227.616	230.296	231.202
Brick and structural clay tile.	13	42	12/84	251.220	253.123	253.123	253.572	253.572
Building or common brick.	13	4201	12/84	248.100	249.936	249.936	250.385	250.385
Building or common brick.	13	420101	12/84	248.100	249.936	249.936	250.385	250.385
Glazed brick and other brick (paving, floor, and sewer).	13	4202	12/84	291.240	297.638	297.638	297.638	297.638
Glazed brick and other brick (paving, floor, and sewer).	13	420201	12/84	291.240	297.638	297.638	297.638	297.638
Clay floor and wall tile, glazed and unglazed.	13	44		136.548	133.513	136.040	139.363	140.578
Clay floor and wall tile, glazed and unglazed (including quarry tile and ceramic mosaic tile).	13	4401		136.548	133.513	136.040	139.363	140.578
Clay floor and wall tile, glazed and unglazed (including quarry tile and ceramic mosaic tile).	13	440131		136.549	133.514	136.041	139.364	140.579
Structural clay products, n.e.c.	13	45		333.970	353.091	353.091	353.091	353.091
Structural clay products, n.e.c.	13	4501		333.970	353.091	353.091	353.091	353.091
All other structural clay products, excluding clay refractories.	13	450199	12/85	283.355	303.361	303.361	303.361	303.361
Refractories.	13	5		346.871	345.877	345.975	347.361	347.645
Clay refractories.	13	52		389.605	389.605	389.605	389.605	389.605
Clay refractories.	13	5201		389.605	389.605	389.605	389.605	389.605
Clay refractories.	13	520181	12/04	218.832	218.832	218.832	218.832	218.832
Nonclay refractories.	13	53		313.546	310.145	310.478	315.222	316.191
Nonclay refractories (excluding dead-burned magnesia).	13	5301		313.546	310.145	310.478	315.222	316.191
Nonclay refractories (excluding dead-burned magnesia).	13	530112	12/04	205.669	203.438	203.656	206.768	207.403
Asphalt felts and coatings.	13	6		323.103	323.525	329.339	330.923	336.335
Prepared asphalt and tar roofing and siding products.	13	61		326.819	327.099	334.576	336.247	342.649
Prepared asphalt and tar roofing and siding products.	13	6101		326.819	327.099	334.576	336.247	342.649
Prepared asphalt and tar roofing and siding products.	13	610131	12/03	297.216	297.471	304.271	305.790	311.613
Asphalt smooth-surfaced roll roofing and cap sheets, organic and fiberglass base.	13	6101311	12/12	134.746	144.404	153.418	144.347	155.638
Asphalt mineral-surfaced roll roofing and cap sheets, organic and fiberglass base.	13	6101312	12/11	170.632	170.670	170.670	175.934	175.934
Other prepared asphalt and tar products for roofing and siding.	13	6101317	12/11	128.457	128.364	127.228	127.771	128.208
Roofing asphalts, pitches, coatings, and cement.	13	62		264.254	265.185	263.580	264.601	265.325
Roofing asphalts, pitches, coatings, and cement.	13	6201		264.254	265.185	263.580	264.601	265.325
Roofing asphalts, pitches, coatings, and cement.	13	620121	06/84	250.306	251.188	249.668	250.635	251.321
Gypsum products.	13	7		466.729	469.533	465.065	460.824	459.482
Gypsum products.	13	71		466.729	469.533	465.065	460.824	459.482
Gypsum products.	13	7101		466.729	469.533	465.065	460.824	459.482
Gypsum building materials.	13	710102	12/93	358.909	361.482	357.382	353.490	352.258
Other gypsum products.	13	710116	12/99	245.245	245.245	245.245	245.245	245.245
Glass containers.	13	8		279.298	279.298	279.298	280.965	280.965
Glass containers.	13	81		279.298	279.298	279.298	280.965	280.965

See footnotes at end of table.

Table 9. Producer price indexes for commodity and service groupings and individual items, not seasonally adjusted — Continued
 [June 2023, Index base 1982=100, unless otherwise indicated]

Title	Commodity code		Other index base	Unadjusted index ¹				
	Group code	Item code		Feb. 2023	Mar. 2023 ^P	Apr. 2023 ^P	May 2023 ^P	June 2023 ^P
Glass containers (including value of packaging).....	13	8101		279.298	279.298	279.298	280.965	280.965
Glass containers (including value of packaging).....	13	810104	06/95	213.613	213.613	213.613	214.888	214.888
Other nonmetallic minerals.....	13	9		322.439	323.375	317.732	316.249	315.959
Insulation materials.....	13	92		266.120	267.723	267.556	270.055	269.225
Mineral wool for thermal and acoustical envelope insulation.....	13	9201		260.805	261.946	262.923	262.894	261.746
Mineral wool for thermal and acoustical envelope insulation.....	13	920105	06/07	198.728	199.598	200.342	200.320	199.445
Mineral wool for industrial, equipment, and appliance insulation.....	13	9202		230.768	232.721	231.084	236.496	236.215
Mineral wool for industrial, equipment, and appliance insulation.....	13	920201		230.768	232.721	231.084	236.496	236.215
Paving mixtures and blocks.....	13	94		416.466	416.028	393.612	387.675	386.854
Paving mixtures and blocks.....	13	9401		416.466	416.028	393.612	387.675	386.854
Paving mixtures and blocks.....	13	940113	12/03	293.820	293.511	277.696	273.507	272.928
Emulsified asphalt, including liquid additives.....	13	940113A	12/09	150.911	151.581	152.802	154.778	154.745
Other liquid asphalt and tar paving materials, including cut-backs.....	13	940113B	12/09	193.075	192.369	192.943	185.464	183.518
Asphalt and tar paving mixtures (excluding liquid).....	13	940113C	12/09	168.057	166.932	145.427	138.414	137.881
Cut stone and stone products.....	13	95	12/84	235.076	235.076	235.076	234.141	234.141
Cut stone and stone products.....	13	9501	12/84	235.076	235.076	235.076	234.141	234.141
Dressed dimension granite (including gneiss, syenite, diorite, and cut granite).....	13	950111	12/84	233.987	233.987	233.987	232.148	232.148
Dressed dimension limestone (including dolomite, travertine, calcareous, tufa, & cut limestone).....	13	950121	12/84	208.310	208.310	208.310	208.310	208.310
Dressed dimension marble and other stone.....	13	950151	12/04	154.751	154.751	154.751	154.989	154.989
Gaskets, packing, and sealing devices.....	13	98	12/85	242.434	242.648	242.775	244.055	244.055
Gaskets and gasketing material.....	13	9801	12/85	265.348	265.735	265.735	267.693	267.693
Nonmetallic gaskets and gasketing.....	13	980111	12/90	239.435	240.055	240.055	240.051	240.051
Metallic gaskets and machined seals.....	13	980112	12/90	207.523	207.523	207.523	211.037	211.037
Packing and sealing.....	13	9802	12/85	227.004	227.008	227.305	227.787	227.787
Compression packing.....	13	980211	12/90	259.095	259.095	259.095	259.095	259.095
Molded packing and sealing devices.....	13	980212	12/90	194.111	194.119	194.670	195.564	195.564
Rotary oil seals.....	13	980214	12/90	186.365	186.365	186.365	186.365	186.365
Nonmetallic minerals and products, n.e.c.....	13	99	06/82	295.748	298.593	301.434	300.236	300.576
Clay and stone mining and quarrying.....	13	9902	06/84	302.831	307.947	311.965	309.811	310.421
Ground or treated minerals and earths.....	13	990209	06/85	292.752	296.009	299.811	302.009	301.770
Treated lightweight aggregate and crushed slag, minerals and earths.....	13	9902094	12/14	155.156	155.156	156.979	156.979	156.979
Other minerals and earths, treated.....	13	9902096	12/14	84.745	86.978	88.558	90.064	89.900
Dimension stone mining and quarrying.....	13	990211	06/85	289.351	289.351	289.351	304.134	304.134
Clay, excluding kaolin and ball clay.....	13	990214	06/90	233.095	232.569	234.810	235.347	234.681
Bentonite.....	13	990214C	12/07	156.491	156.491	159.247	159.247	159.247
All other nonmetallic minerals, including talc and gypsum.....	13	990299	06/85	367.650	394.630	404.405	360.430	368.214
All other nonmetallic mineral products.....	13	9903	12/85	235.438	235.438	236.561	236.561	236.561
Other nonmetallic mineral products.....	13	990319	12/11	114.484	114.484	115.549	115.549	115.549
Transportation equipment.....	14	—		202.427	202.821	203.051	203.304	203.388
Motor vehicles and equipment.....	14	1		168.907	168.982	169.009	169.037	168.976
Motor vehicles.....	14	11		171.397	171.160	170.827	170.753	170.632
Passenger cars and chassis.....	14	1101		143.204	142.247	141.220	141.139	139.731
Passenger cars and chassis.....	14	110131	06/82	142.911	141.957	140.932	140.851	139.445
Motorcycles, including three-wheel motorbikes, motorscooters, mopeds, and parts.....	14	1104		198.498	203.065	203.065	203.065	203.952
Motorcycles, including three-wheel motorbikes, motorscooters, mopeds, and parts.....	14	110401		213.793	218.711	218.711	218.711	219.667
Trucks, truck tractors, & bus chassis 14,000 lb or less, incl. minivans & suvs.....	14	1105		199.102	198.904	198.680	198.556	198.714
Trucks, truck tractors, & bus chassis 14,000 lb or less, incl. minivans & suvs.....	14	110571	12/82	191.566	191.375	191.160	191.041	191.193
Trucks, over 14,000 lbs GVW.....	14	1106		245.547	245.557	245.744	246.063	246.805
Trucks, over 14,000 lbs GVW.....	14	110684	12/05	148.230	148.236	148.349	148.541	148.989
Truck, truck tractors, and bus chassis (chassis of own manufacture) 14,001 to 33,000 lbs.....	14	1106841	06/11	118.234	118.234	118.234	118.992	120.781
Buses, including military and firefighting vehicles (chassis of own manufacture).....	14	1106843	06/11	144.077	144.093	144.394	144.406	144.418
Motor vehicles parts.....	14	12		140.064	140.423	140.693	140.831	140.781
Motor vehicles parts.....	14	1205	12/03	125.513	125.834	126.076	126.200	126.155
Gasoline engines and engine parts, excl. carburetors, pistons, and valves.....	14	120501	12/03	133.314	133.338	133.574	133.803	133.543
Motor vehicle steering and suspension parts.....	14	120502	12/03	110.133	111.278	111.303	110.769	110.989
Motor vehicle transmission and power train.....	14	120503	12/03	122.378	122.721	122.141	122.357	122.325
Motor vehicle drive train components, except wheels and brakes, new.....	14	1205031	12/11	113.141	113.476	112.911	113.121	113.090

See footnotes at end of table.

Table 9. Producer price indexes for commodity and service groupings and individual items, not seasonally adjusted — Continued
 [June 2023, Index base 1982=100, unless otherwise indicated]

Title	Commodity code		Other index base	Unadjusted index ¹				
	Group code	Item code		Feb. 2023	Mar. 2023 ^P	Apr. 2023 ^P	May 2023 ^P	June 2023 ^P
Motor vehicle transmissions except auxiliary and parts, new.....	14	12050310	06/12	114.290	114.286	114.282	114.282	114.282
Parts for manual and automatic transmissions, new.....	14	12050313	12/11	124.743	124.556	123.820	124.973	124.628
Other motor vehicle drive train components, except wheels and brakes, new.....	14	12050315	12/11	100.762	102.347	102.541	102.542	102.679
Motor vehicle drive train components, rebuilt.....	14	1205033	12/11	131.891	131.891	131.896	131.900	131.900
Motor vehicle brake systems.....	14	120504	12/03	143.511	144.260	148.242	148.249	148.251
Motor vehicle brake parts and assemblies, new.....	14	1205041	12/11	130.411	131.159	135.139	135.147	135.148
Motor vehicle drum brake assemblies and parts, new.....	14	1205041A	12/11	163.925	166.769	170.092	170.042	170.041
Other motor vehicle brake parts and assemblies, new.....	14	1205041B	12/11	118.147	118.289	118.435	118.476	118.479
Motor vehicle disc brake assemblies and parts, new.....	14	1205041C	12/11	129.790	129.790	141.515	141.515	141.515
Filters for internal combustion engines and motor vehicles.....	14	120505	12/03	160.162	160.162	161.800	162.596	162.596
Other motor vehicle parts.....	14	120508	12/03	115.687	116.463	116.760	116.895	117.587
Vehicle seating and interior trim.....	14	120511	06/04	114.752	114.770	114.758	114.834	114.007
Automobile trimmings.....	14	1205111	06/09	92.425	92.425	92.425	92.230	91.945
Seats for public conveyance and aircraft.....	14	1205113	06/09	119.907	119.971	119.930	120.496	119.141
Motor vehicle air conditioning systems and compressors.....	14	120512	12/11	101.489	101.469	101.234	101.523	101.523
Carburetors, pistons, piston rings, and valves.....	14	120513		208.304	208.635	209.593	209.651	209.651
Motor vehicle electrical and electronic equipment.....	14	120514		140.769	140.794	141.352	141.619	141.516
Vehicular lighting equipment.....	14	1205141		152.528	153.064	153.062	153.188	152.958
Other motor vehicle electrical and electronic equipment.....	14	1205142		142.922	142.819	143.538	143.850	143.776
Battery charging alternators, generators, and regulators.....	14	12051422	06/00	106.764	107.059	107.568	107.881	107.934
Parts for electrical and electronic engine equipment.....	14	12051424	06/00	96.647	96.649	97.940	97.940	97.940
All other miscellaneous non-engine electrical and electronic equipment.....	14	12051425	12/03	119.827	119.789	120.056	120.032	119.936
All other miscellaneous complete engine electrical equipment, including spark plugs.....	14	12051426	06/00	111.502	110.317	112.013	112.577	112.503
Truck and bus bodies.....	14	13	12/82	335.400	336.119	338.010	338.311	339.449
Truck and bus bodies sold separately.....	14	1301	12/82	341.625	342.479	345.104	345.104	346.217
Other truck and vehicle bodies, sold separately.....	14	13015	12/08	152.505	152.886	152.779	152.779	153.272
Dump truck bodies, sold separately.....	14	130151	12/08	184.235	177.997	177.997	177.997	177.997
All other truck and vehicle bodies, sold separately.....	14	130152	12/08	148.605	151.074	150.903	150.903	150.903
Service truck bodies, sold separately.....	14	130153	09/15	138.603	138.607	138.680	138.680	143.147
Complete vehicles on purchased chassis.....	14	1302	12/82	324.858	325.240	325.279	326.359	327.579
Buses and firefighting vehicles, complete, produced on purchased chassis.....	14	13027	12/08	128.144	128.298	128.298	128.410	128.521
Buses and firefighting vehicles, complete, produced on purchased chassis.....	14	130275	12/08	128.144	128.298	128.298	128.410	128.521
Other trucks and vehicles, complete, produced on purchased chassis, except upfitting trucks.....	14	130294	09/15	141.616	142.004	142.067	143.643	145.000
Truck trailers.....	14	14		330.071	330.118	331.730	331.184	331.185
Truck trailers.....	14	1406	12/86	319.979	320.024	321.587	321.058	321.058
Truck trailers and chassis, axle rating 10,000 lb or more.....	14	140602	12/86	311.046	311.023	312.606	312.094	312.094
Truck trailers and chassis, axle rating less than 10,000 lb.....	14	140603	12/11	211.812	212.323	212.901	212.537	212.537
Motor homes, built on purchased chassis.....	14	15	06/84	216.308	216.308	216.308	216.308	216.371
Motor homes, built on purchased chassis.....	14	1501	06/84	216.308	216.308	216.308	216.308	216.371
Motor homes, built on purchased chassis.....	14	150101	06/84	216.308	216.308	216.308	216.308	216.371
Travel trailers and campers.....	14	16	06/84	297.274	297.435	297.435	297.435	297.435
Travel trailers.....	14	1601	06/84	284.418	284.555	284.555	284.555	284.555
Travel trailers.....	14	160101	06/84	284.418	284.555	284.555	284.555	284.555
Conventional travel trailers.....	14	1601016	12/11	168.729	168.858	168.858	168.858	168.858
Fifth wheel travel trailers.....	14	1601017	12/11	-	-	-	-	174.471
Camping trailers, campers, pick-up covers, and parts.....	14	1602	06/84	336.246	336.518	336.518	336.518	336.518
Camping trailers, campers, pick-up covers, and parts.....	14	160201	06/84	336.246	336.518	336.518	336.518	336.518
Other parts and components, excluding appliances and furnishings.....	14	1602013	12/11	196.082	196.082	196.082	196.082	196.082
Truck campers, caps, box covers, and fold-down camping trailers.....	14	1602014	06/14	145.276	145.630	145.630	145.630	145.630
Aircraft and aircraft equipment.....	14	2		302.758	304.399	305.580	306.697	307.382
Aircraft.....	14	21		336.172	338.017	339.731	341.616	342.756
Civilian aircraft.....	14	2102	12/85	324.803	327.306	329.566	332.123	333.669
Civilian aircraft.....	14	210206	12/03	175.868	177.223	178.447	179.831	180.669
Military aircraft.....	14	2104	06/13	104.610	104.610	104.662	104.662	104.662
Military aircraft.....	14	210401	06/13	104.610	104.610	104.662	104.662	104.662
Aircraft engine and engine parts.....	14	23	12/85	249.953	250.071	250.775	250.976	251.105
Aircraft engine and engine parts.....	14	2301	12/85	249.953	250.071	250.775	250.976	251.105
Aircraft engine and engine parts.....	14	230101	12/85	249.953	250.071	250.775	250.976	251.105
Aeronautical services on aircraft engines.....	14	2301015	12/11	145.030	145.030	145.842	145.842	145.842
Aircraft engine parts and accessories.....	14	2301017	12/11	117.732	117.830	118.191	118.357	118.464
Parts and accessories for military aircraft engines.....	14	23010175	12/11	124.548	124.791	124.809	125.189	125.592
Parts and accessories for civilian aircraft engines.....	14	23010177	12/11	116.503	116.535	117.062	117.132	117.102

See footnotes at end of table.

Table 9. Producer price indexes for commodity and service groupings and individual items, not seasonally adjusted — Continued
 [June 2023, Index base 1982=100, unless otherwise indicated]

Title	Commodity code		Other index base	Unadjusted index ¹				
	Group code	Item code		Feb. 2023	Mar. 2023 ^P	Apr. 2023 ^P	May 2023 ^P	June 2023 ^P
Other aircraft parts and equipment	14	25	06/85	206.026	208.033	208.226	208.226	208.256
Other aircraft parts and equipment	14	2501	06/85	206.026	208.033	208.226	208.226	208.256
Aircraft propellers and helicopter rotors	14	250102	06/08	161.229	161.229	161.229	161.229	161.345
Aircraft parts and auxiliary equipment	14	250103	06/08	123.319	124.619	124.744	124.744	124.755
Aircraft landing gear for civilian and military aircraft	14	2501032	06/08	186.970	186.970	186.970	186.970	186.970
Other aircraft subassemblies and parts for military aircraft	14	2501033	06/08	124.482	124.666	125.144	125.144	125.144
Other aircraft subassemblies and parts for civilian aircraft	14	2501034	06/08	114.001	115.484	115.559	115.559	115.572
Ships and boats	14	3		301.784	302.969	303.218	304.688	305.358
Ships	14	31	12/85	246.253	247.771	247.912	249.846	249.812
Military self-propelled ships, new construction	14	3102	06/96	148.071	148.071	148.189	148.189	148.165
Military self-propelled ships, new construction	14	310201	06/96	148.071	148.071	148.189	148.189	148.165
Nonmilitary self-propelled ships, new construction	14	3103	06/96	261.961	265.378	265.378	265.378	265.378
Nonmilitary self-propelled ships, new construction	14	310301	12/85	399.833	405.049	405.049	405.049	405.049
Boats	14	32		348.367	348.724	349.128	349.478	351.317
Outboard motorboats, including commercial and military (except sailboats and lifeboats)	14	3201		398.198	398.600	399.132	399.271	401.356
Outboard motorboats, wood or metal, incl. comm. and military (exc. sailboats and lifeboats)	14	320107	06/11	174.034	174.364	175.022	175.137	175.915
Outboard motorboats, plastics/fiberglass, incl. comm. and mil. (exc. sailboats and lifeboats)	14	320108	06/11	167.021	167.109	167.109	167.139	168.083
Inboard motorboats, including commercial and military (except sailboats and lifeboats)	14	3202		353.950	355.245	355.773	355.773	357.842
Inboard cabin cruisers, including commercial and military (except sailboats and lifeboats)	14	320206	12/03	180.747	181.671	182.047	182.047	183.524
Other inboard motorboats, including commercial and military (except sailboats and lifeboats)	14	320207	06/11	152.924	152.924	152.924	152.924	152.924
Inboard-outdrive boats, including commercial and military (except sailboats and lifeboats)	14	3203		283.783	283.783	283.783	285.201	287.248
All other inboard-outdrive boats, incl. comm. and military (except sailboats and lifeboats)	14	320310	12/03	162.426	162.426	162.426	163.238	164.410
All other boats (excluding military and commercial)	14	3204		286.537	286.537	286.537	288.100	288.640
All other boats (excluding military and commercial)	14	320406	12/03	162.304	162.304	162.304	163.189	163.495
Railroad equipment	14	4		213.003	214.710	214.684	214.684	214.704
Railroad cars and locomotives	14	44	05/22	100.054	100.899	100.899	100.899	—
Railroad cars and locomotives	14	4401	05/22	100.054	100.899	100.899	100.899	—
Railroad cars	14	440102	12/01	167.624	171.179	171.179	171.179	—
Railway maintenance of way equipment and parts	14	45	05/22	105.204	105.937	105.893	105.893	105.927
Railway maintenance of way equipment and parts	14	4501		211.060	212.530	212.442	212.442	212.509
Air brake and other brake equipment	14	450101	12/03	105.699	105.699	105.749	105.749	105.749
Railway maintenance of way & all other railroad and streetcar equipment, parts and accessories	14	450102	12/03	159.065	160.664	160.535	160.535	160.608
Transportation equipment, n.e.c.	14	9	06/85	205.940	205.370	205.005	204.958	204.792
Transportation equipment, n.e.c.	14	91	06/85	205.940	205.370	205.005	204.958	204.792
Other transportation equipment, incl. golf carts, vehicle trailers, and all-terrain vehicles	14	9111	06/85	205.940	205.370	205.005	204.958	204.792
Automobile and light truck trailers	14	911104	12/92	268.556	266.666	264.976	264.976	265.100
All other miscellaneous transportation equipment, including all-terrain vehicles	14	911105	06/85	162.310	162.192	162.271	162.234	161.978
All-terrain vehicles and parts	14	9111051	06/08	117.499	117.500	117.485	117.407	116.851
All other miscellaneous transportation equipment and parts	14	9111052	06/08	122.704	122.570	122.667	122.665	122.665
Miscellaneous products	15	—		334.844	335.619	335.596	339.221	339.541
Toys, sporting goods, small arms, etc.	15	1		208.981	208.492	208.029	208.586	208.618
Toys, games, and children's vehicles	15	11		180.161	180.364	180.364	180.364	180.364
Toys, games, and children's vehicles	15	1101		180.161	180.364	180.364	180.364	180.364
Nonelectronic games and puzzles (excl. toys), and electronic toys (incl. parts)	15	110152	06/85	148.512	148.512	148.512	148.512	148.512
Nonelectronic games and puzzles, including parts	15	1101521	12/07	118.500	118.500	118.500	118.500	118.500
Other nonelectronic toys, including parts	15	110154	06/85	204.998	204.998	204.998	204.998	204.998
Models, science & craft kits/supply, & collectors' miniatures	15	110155	06/85	274.043	274.043	274.043	274.043	274.043
Sporting and athletic goods	15	12		204.064	203.228	202.643	203.500	203.500
Sporting and athletic goods	15	1201		204.064	203.228	202.643	203.500	203.500
Golf equipment, excluding apparel and shoes	15	120127	12/85	167.617	167.676	167.701	167.675	167.675
Bicycles, adult tricycles, unicycles and parts	15	120182	12/84	172.926	163.762	157.449	158.694	158.694
Playground equipment	15	120185	12/98	365.963	365.963	365.963	378.917	378.917
Gymnasium and exercise equipment	15	120192	12/98	152.072	152.072	152.058	152.058	152.058
Other sporting and athletic goods	15	120193	12/85	175.895	175.895	175.895	175.895	175.895
Small arms and ammunition	15	13		314.076	314.076	313.591	313.767	313.907
Small arms	15	1301		256.574	256.574	256.574	256.574	256.574

See footnotes at end of table.

Table 9. Producer price indexes for commodity and service groupings and individual items, not seasonally adjusted — Continued
 [June 2023, Index base 1982=100, unless otherwise indicated]

Title	Commodity code		Other index base	Unadjusted index ¹				
	Group code	Item code		Feb. 2023	Mar. 2023 ^P	Apr. 2023 ^P	May 2023 ^P	June 2023 ^P
Single barrel shotguns, other small firearms n.e.c., and parts & attachments for small arms.....	15	130128	06/13	106.563	106.563	106.563	106.563	106.563
Small arms ammunition.....	15	1302		422.013	422.013	420.202	420.859	421.383
Small arms cartridges and shells.....	15	130281	06/02	292.824	292.824	291.224	291.805	292.268
Other ammunition products.....	15	130282	12/22	—	101.331	101.331	101.331	101.331
Tobacco products, incl. stemmed & redried.....	15	2		1,220.683	1,220.971	1,222.368	1,244.213	1,244.604
Cigarettes, excluding electronic.....	15	21		1,542.510	1,542.510	1,542.510	1,571.967	1,571.967
Cigarettes, excluding electronic.....	15	2101		1,542.510	1,542.510	1,542.510	1,571.967	1,571.967
Cigarettes, excluding electronic.....	15	210105	12/04	296.448	296.448	296.448	302.109	302.109
Stemmed and redried tobacco.....	15	24	06/84	108.575	108.195	108.478	108.477	108.477
Stemmed and redried tobacco.....	15	2402	06/84	107.146	106.770	107.050	107.049	107.049
Stemmed and redried tobacco.....	15	240208	06/99	117.488	117.076	117.383	117.382	117.382
Tobacco, unstemmed leaf, redried before packing.....	15	2402081	12/11	109.904	109.211	109.728	109.726	109.726
Tobacco, stemmed.....	15	2402084	12/11	102.062	102.062	102.062	102.062	102.062
Other tobacco products.....	15	25	12/05	210.828	211.348	213.123	215.912	216.437
Other tobacco products.....	15	2501	12/05	210.828	211.348	213.123	215.912	216.437
Other tobacco products.....	15	250101	12/05	210.828	211.348	213.123	215.912	216.437
Cigars.....	15	2501011	12/11	124.305	124.305	129.845	129.959	131.598
Chewing and smoking tobacco.....	15	2501014	12/11	185.810	186.398	186.398	189.511	189.511
Notions.....	15	3		257.117	257.117	260.310	260.310	260.310
Fasteners, zippers, buttons, needles, pins, and buckles.....	15	32		263.164	263.164	266.432	266.432	266.432
Fasteners, zippers, buttons, needles, pins, and buckles.....	15	3201		263.164	263.164	266.432	266.432	266.432
Fasteners, zippers, buttons, needles, pins, and buckles (except precious metal).....	15	320100		263.164	263.164	266.432	266.432	266.432
Photographic equipment and supplies.....	15	4		162.986	166.087	165.291	170.566	164.637
Photographic supplies.....	15	42		191.310	196.004	194.799	202.469	192.454
Photographic supplies.....	15	4206	12/83	187.901	192.511	191.328	198.861	189.024
Photographic supplies.....	15	420601	12/83	187.901	192.511	191.328	198.861	189.024
Prepared photographic chemicals.....	15	4206011	12/07	105.480	106.214	106.226	106.226	106.625
Photographic sensitized film, plates, paper, & cloth.....	15	4206012	12/07	173.873	179.397	177.844	187.683	174.564
Photographic sensitized film, plates, paper, & cloth, silver-halide-type (excl X-ray).....	15	42060121	12/07	169.651	176.108	174.292	185.795	170.256
Photographic sensitized film, plates, paper & cloth, other than silver-halide-type (incl X-ray).....	15	42060122	12/07	164.567	164.567	164.567	164.567	165.557
Mobile homes.....	15	5		483.087	482.025	482.025	484.196	484.999
Manufactured homes (mobile homes), all sizes (incl. multisection).....	15	53		495.519	494.429	494.429	496.656	497.480
Manufactured mobile homes and nonresidential mobile buildings.....	15	5303	12/86	464.173	463.153	463.153	465.239	466.010
Manufactured homes (mobile homes), all width sizes (incl. multisection).....	15	530301	12/86	464.173	463.153	463.153	465.239	466.010
Medical, surgical & personal aid devices.....	15	6		198.375	198.957	198.673	199.368	200.717
Surgical and medical instruments.....	15	62	06/82	150.437	150.698	150.536	151.153	151.180
Surgical and medical instruments.....	15	6201	06/82	150.437	150.698	150.536	151.153	151.180
Surgical and medical instruments.....	15	620103	06/05	111.422	111.615	111.495	111.952	111.972
Surgical and medical catheters.....	15	6201031	12/11	92.162	92.369	91.980	91.980	91.982
Orthopedic and surgical instruments.....	15	6201033	06/12	114.859	115.504	115.504	116.238	116.305
Other surgical and medical apparatus and instruments, excluding parts.....	15	6201037	06/12	104.668	104.384	104.189	104.189	104.189
Parts for surgical and medical apparatus and instruments.....	15	6201038	06/12	112.899	114.131	114.131	113.788	113.788
Medical and surgical appliances and supplies.....	15	63	06/83	229.631	230.892	230.327	231.152	232.426
Medical and surgical appliances and supplies.....	15	6301	06/83	229.631	230.892	230.327	231.152	232.426
Medical and surgical appliances and supplies.....	15	630104	12/03	126.955	127.652	127.339	127.796	128.500
Artificial joints and limbs.....	15	6301041	12/11	106.359	107.641	105.971	107.567	105.825
Other orthopedic and prosthetic appliances.....	15	6301042	12/11	99.607	100.337	100.299	98.778	98.778
All other surgical and medical items.....	15	6301044	12/11	122.707	123.202	123.163	123.663	124.930
Ophthalmic goods.....	15	64	12/83	168.415	168.415	168.415	168.415	179.093
Ophthalmic goods.....	15	6401	12/83	168.415	168.415	168.415	168.415	179.093
Other ophthalmic goods and prescription ground eyeglass lenses.....	15	640108	12/11	—	126.328	—	—	—
Dental equipment and supplies.....	15	65	06/85	407.713	408.097	408.166	409.058	409.182
Dental equipment and supplies.....	15	6501	06/85	407.713	408.097	408.166	409.058	409.182
Dental equipment and supplies.....	15	650107	12/05	208.482	208.678	208.713	209.170	209.233
Professional dental equipment and supplies.....	15	6501071	12/07	152.350	152.406	152.394	152.507	152.499
Professional dental equipment.....	15	65010713	12/07	159.824	159.820	159.827	159.884	159.841
Professional dental supplies.....	15	65010714	01/23	100.018	100.155	100.117	100.292	100.345
Other industrial safety equipment.....	15	7		325.838	327.726	329.091	329.050	330.558
Personal safety equipment and clothing.....	15	71		325.838	327.725	329.090	329.050	330.557

See footnotes at end of table.

Table 9. Producer price indexes for commodity and service groupings and individual items, not seasonally adjusted — Continued

[June 2023, Index base 1982=100, unless otherwise indicated]

Title	Commodity code		Other index base	Unadjusted index ¹				
	Group code	Item code		Feb. 2023	Mar. 2023 ^P	Apr. 2023 ^P	May 2023 ^P	June 2023 ^P
Personal safety equipment and clothing.....	15	7108	06/04	152.620	153.504	154.143	154.124	154.830
Personal safety equipment and clothing.....	15	710802	06/04	152.620	153.504	154.143	154.124	154.830
Other miscellaneous products.....	15	9		247.661	248.686	249.087	252.987	252.617
Burial caskets.....	15	91		523.516	523.516	545.077	545.077	545.077
Burial caskets.....	15	9101		523.516	523.516	545.077	545.077	545.077
Burial caskets.....	15	910109	12/04	239.912	239.912	249.793	249.793	249.793
Metal burial caskets & coffins, completely lined & trimmed, adult sizes.....	15	9101091	12/11	167.766	167.766	176.404	176.404	176.404
Musical instruments.....	15	93		286.892	286.892	287.402	290.636	290.636
Musical instruments.....	15	9301		286.892	286.892	287.402	290.636	290.636
Nonelectronic pianos, organs, and nonelectronic piano and organ parts, excluding benches.....	15	930113	12/09	163.881	163.881	163.881	172.528	172.528
Other musical instruments and parts.....	15	930117	06/85	267.812	267.812	268.355	269.805	269.805
Other nonelectronic musical instruments.....	15	9301172	12/09	137.716	137.716	137.716	141.151	141.151
Jewelry and jewelry products.....	15	94		260.938	262.607	266.451	268.494	265.460
Jewelry (gold and platinum) and silverware.....	15	9402		284.428	286.991	291.355	294.550	289.002
Jewelry, gold and platinum.....	15	940222	12/11	120.436	121.521	123.369	124.721	122.372
Costume jewelry and novelties.....	15	9404		235.634	235.634	238.228	240.260	240.260
Costume jewelry and novelties.....	15	940415	12/03	162.049	162.049	163.832	165.230	165.230
All other jewelry and personal goods (excluding costume).....	15	9407	06/07	156.216	155.546	157.598	158.044	157.166
All other jewelry and personal goods (excluding costume).....	15	940714	06/07	156.216	155.546	157.598	158.044	157.166
Jewelers' material and lapidary work.....	15	9408	12/08	167.106	171.180	174.791	174.073	174.124
Pens, pencils, and marking devices.....	15	95		223.013	226.387	226.387	226.387	226.427
Pens, markers, mechanical pencils, and associated parts.....	15	9502	12/85	209.118	219.628	219.628	219.628	219.628
Pens, markers, mechanical pencils, and associated parts.....	15	950210	12/85	209.118	219.628	219.628	219.628	219.628
Lead pencils, art goods, office supplies and small office equipment, excluding paper.....	15	9503	12/85	214.531	214.531	214.531	214.531	214.531
Lead pencils, art goods, office supplies and small office equipment, excluding paper.....	15	950307	12/85	214.531	214.531	214.531	214.531	214.531
Marking devices.....	15	9504	12/85	191.022	192.661	192.661	192.661	192.837
Marking devices.....	15	950406	12/05	133.933	135.083	135.083	135.083	135.206
Brooms and brushes.....	15	97		226.791	226.791	227.125	227.211	227.016
Brooms, brushes and mops.....	15	9705	12/85	217.114	217.114	217.433	217.516	217.329
Brooms, mops, and dusters.....	15	970501	12/85	249.361	249.361	249.361	249.361	249.380
Brooms.....	15	9705011	12/11	137.804	137.804	137.804	137.804	137.804
Mops and dusters, including refills.....	15	9705012	12/11	129.345	129.345	129.345	129.345	129.363
Paint and varnish brushes and rollers.....	15	970502	12/85	186.638	186.638	186.638	186.638	186.638
Paint and varnish brushes.....	15	9705021	12/11	123.894	123.894	123.894	123.894	123.894
Paint holders, pads, roller frames, and rollers.....	15	9705022	12/11	112.425	112.425	112.425	112.425	112.425
Other brushes, excl. paint and varnish brushes.....	15	970503	12/85	225.538	225.538	226.121	226.273	225.923
Personal brushes.....	15	9705031	12/11	104.179	104.179	104.878	104.878	104.459
Brushes, other than personal.....	15	9705032	12/11	142.088	142.088	142.088	142.243	142.243
Miscellaneous products, n.e.c.....	15	9A	12/85	249.169	250.175	249.504	255.099	255.268
Candles.....	15	9A01	12/85	202.754	202.754	202.754	202.754	202.754
Candles.....	15	9A0101	12/85	202.754	202.754	202.754	202.754	202.754
Signs and advertising displays.....	15	9A04	12/85	226.652	226.652	226.652	234.934	234.934
Non-electric signs and displays.....	15	9A0402	12/85	271.104	271.104	271.104	279.890	279.890
Electric signs and displays.....	15	9A0404	12/85	195.712	-	-	-	-
All other miscellaneous fabricated products and recyclable materials.....	15	9A09	12/85	300.018	303.405	301.145	302.405	302.972
Other miscellaneous fabricated products.....	15	9A0901	12/85	296.618	301.098	301.519	302.085	302.720
Reproduction of audio and video media and software.....	15	9D	12/03	127.426	126.805	126.805	127.031	127.366
Reproduction of audio and video media and software.....	15	9D01	12/03	127.426	126.805	126.805	127.031	127.366
Services²								
Transportation services.....	30	-	06/09	162.517	162.194	159.803	158.632	158.136
Transportation of freight and mail.....	30	1	06/09	167.967	166.157	163.280	162.683	160.602
Rail transportation of freight and mail.....	30	11	12/08	151.248	150.964	150.657	149.251	148.721
Rail transportation of freight and mail.....	30	1101	12/08	151.248	150.964	150.657	149.251	148.721
Rail transportation of freight and mail.....	30	110101	12/08	151.248	150.964	150.657	149.251	148.721
Truck transportation of freight.....	30	12	06/09	159.458	156.856	152.204	151.411	148.193
Local motor carrying.....	30	1201	06/09	142.017	136.384	136.276	132.257	131.626
Local motor carrying.....	30	120101	06/09	142.017	136.384	136.276	132.257	131.626
Long-distance motor carrying.....	30	1202	06/09	165.965	164.573	158.129	158.619	154.397
Long-distance motor carrying.....	30	120201	06/09	165.965	164.573	158.129	158.619	154.397
Water transportation of freight.....	30	13	06/09	167.037	163.994	163.601	167.160	168.350
Deep sea water transportation of freight.....	30	1301	12/08	172.187	167.146	165.233	165.181	165.759

See footnotes at end of table.

Table 9. Producer price indexes for commodity and service groupings and individual items, not seasonally adjusted — Continued

[June 2023, Index base 1982=100, unless otherwise indicated]

Title	Commodity code		Other index base	Unadjusted index ¹				
	Group code	Item code		Feb. 2023	Mar. 2023 ^P	Apr. 2023 ^P	May 2023 ^P	June 2023 ^P
Deep sea water transportation of freight.....	30	130101	12/08	172.187	167.146	165.233	165.181	165.759
Coastal and intercoastal water transportation of freight.....	30	1302	12/08	134.528	131.793	134.046	131.574	133.386
Coastal and intercoastal water transportation of freight.....	30	130201	12/08	134.528	131.793	134.046	131.574	133.386
Great Lakes-St Lawrence Seaway water transportation of freight.....	30	1303	12/08	149.406	149.178	147.820	144.042	144.243
Great lakes-St Lawrence Seaway water transportation of freight.....	30	130301	12/08	149.406	149.178	147.820	144.042	144.243
Inland waterways transportation of freight.....	30	1304	12/08	106.735	106.978	106.182	119.531	120.396
Inland waterways transportation of freight.....	30	130401	12/08	106.735	106.978	106.182	119.531	120.396
Air transportation of freight.....	30	14	12/08	123.775	120.280	120.696	120.248	118.680
Air transportation of freight.....	30	1401	12/08	123.775	120.280	120.696	120.248	118.680
Air transportation of freight, domestic.....	30	140102	01/16	116.067	115.032	115.156	114.533	113.350
Air transportation of freight, international.....	30	140103	01/16	101.125	95.004	95.730	95.661	93.961
Courier, messenger, and U.S. postal services.....	30	16	06/09	184.734	184.089	183.613	183.157	182.764
U.S. Postal Service.....	30	1601	06/89	281.250	281.250	281.250	281.250	281.250
Mailing services (market dominant services).....	30	160107	12/12	139.460	139.460	139.460	139.460	139.460
First class mail.....	30	1601071	06/89	248.819	248.819	248.819	248.819	248.819
Periodicals mail.....	30	1601072	06/89	330.638	330.638	330.638	330.638	330.638
Standard class mail.....	30	1601073	06/89	317.670	317.670	317.670	317.670	317.670
Package services mail.....	30	1601074	06/89	314.194	314.194	314.194	314.194	314.194
Special services and fees.....	30	1601075	06/89	333.232	333.232	333.232	333.232	333.232
Shipping services (competitive services).....	30	160108	12/12	171.832	171.832	171.832	171.832	171.832
Courier and messenger services, except air.....	30	1602	04/09	204.638	204.174	203.954	204.393	204.063
Courier and messenger services, except air.....	30	160201	04/09	204.638	204.174	203.954	204.393	204.063
Air mail and package delivery services, excluding by USPS.....	30	1603	04/09	241.639	239.183	237.140	233.902	232.502
Air mail and package delivery services, excluding by USPS.....	30	160301	04/09	241.639	239.183	237.140	233.902	232.502
Pipeline transportation.....	30	17	05/22	106.359	106.359	105.205	105.430	104.139
Pipeline transportation of petroleum products.....	30	1701	12/08	183.426	183.426	180.138	180.138	180.138
Pipeline transportation of crude petroleum.....	30	170101	12/08	199.977	199.977	193.237	193.237	193.237
Pipeline transportation of refined petroleum products.....	30	170102	12/08	165.752	165.752	165.752	165.752	165.752
Pipeline transportation of natural gas.....	30	1702	05/22	105.353	105.353	104.750	105.134	102.928
Pipeline transportation of natural gas.....	30	170201	05/22	105.353	105.353	104.750	105.134	102.928
Transportation of passengers (partial).....	30	2	06/09	143.389	148.669	148.089	144.743	150.170
Rail transportation of passengers.....	30	21	12/08	133.552	133.552	133.552	133.552	133.552
Rail transportation of passengers.....	30	2101	12/08	133.552	133.552	133.552	133.552	133.552
Rail transportation of passengers.....	30	210101	12/08	133.552	133.552	133.552	133.552	133.552
Airline passenger services.....	30	22	12/08	132.226	137.150	136.609	133.488	138.549
Airline passenger services.....	30	2201	12/08	132.226	137.150	136.609	133.488	138.549
Airline passenger services, domestic.....	30	220101	12/08	136.480	141.950	142.467	139.483	141.867
Airline passenger services, international.....	30	220102	12/08	118.548	122.051	119.040	115.684	126.896
Services related to transportation activities.....	31	—	06/09	133.063	130.420	128.802	128.227	129.308
Services related to water transportation.....	31	1	06/09	137.992	137.231	137.056	138.215	137.958
Towing, tugging, docking, and related services.....	31	11	03/09	144.160	142.796	142.711	145.029	144.222
Towing, tugging, docking and related services.....	31	1101	03/09	144.160	142.796	142.711	145.029	144.222
Towing, tugging, docking and related services.....	31	110101	03/09	144.160	142.796	142.711	145.029	144.222
Operation of port waterfront terminals.....	31	12	12/08	165.192	163.523	162.578	164.298	164.378
Operation of port waterfront terminals.....	31	1201	12/08	165.192	163.523	162.578	164.298	164.378
Operation of port waterfront terminals.....	31	120101	12/08	165.192	163.523	162.578	164.298	164.378
Marine cargo handling.....	31	13	12/08	127.582	127.554	127.573	127.720	127.745
Marine cargo handling.....	31	1301	12/08	127.582	127.554	127.573	127.720	127.745
Marine cargo handling.....	31	130101	12/08	127.582	127.554	127.573	127.720	127.745
Services related to air transportation.....	31	2	04/09	133.679	135.927	136.119	136.334	136.030
Other airport operations, excluding aircraft maintenance and repair.....	31	21	04/09	133.679	135.927	136.119	136.334	136.030
Other airport operations, excluding aircraft maintenance and repair.....	31	2101	04/09	133.679	135.927	136.119	136.334	136.030
Other airport operations, excluding aircraft maintenance and repair.....	31	210101	04/09	133.679	135.927	136.119	136.334	136.030
Other services related to transportation activities (partial).....	31	3	06/09	131.510	126.427	123.694	122.321	124.322
Arrangement of freight and cargo.....	31	31	12/08	137.648	128.846	123.549	121.119	124.664
Arrangement of freight and cargo.....	31	3101	12/08	137.648	128.846	123.549	121.119	124.664
Arrangement of freight and cargo.....	31	310101	12/08	137.648	128.846	123.549	121.119	124.664
Freight forwarding.....	31	32	12/08	112.188	111.947	112.482	112.478	112.478
Freight forwarding.....	31	3201	12/08	112.188	111.947	112.482	112.478	112.478
Freight forwarding.....	31	320101	12/08	112.188	111.947	112.482	112.478	112.478
Warehousing, storage, and related services.....	32	—	12/08	140.577	140.125	140.117	134.784	132.865
Warehousing, storage, and related services.....	32	1	12/08	140.577	140.125	140.117	134.784	132.865

See footnotes at end of table.

Table 9. Producer price indexes for commodity and service groupings and individual items, not seasonally adjusted — Continued
 [June 2023, Index base 1982=100, unless otherwise indicated]

Title	Commodity code		Other index base	Unadjusted index ¹				
	Group code	Item code		Feb. 2023	Mar. 2023 ^P	Apr. 2023 ^P	May 2023 ^P	June 2023 ^P
Warehousing, storage, and related services.....	32	11	12/08	140.577	140.125	140.117	134.784	132.865
Warehousing, storage, and related services.....	32	1101	12/08	140.577	140.125	140.117	134.784	132.865
Warehousing, storage, and related services.....	32	110101	12/08	140.577	140.125	140.117	134.784	132.865
Publishing sales, excluding software.....	33	—	06/09	140.664	141.372	141.939	142.012	142.633
Book, periodical, and newspaper publishing sales and subscriptions.....	33	1	06/09	149.532	150.406	151.024	151.370	151.629
Sales of books.....	33	11		467.775	473.189	477.342	479.638	481.349
Sales of textbooks.....	33	1101		787.737	783.271	791.779	784.095	783.810
Sales of textbooks.....	33	110101	06/88	503.088	500.236	505.670	500.762	500.580
Sales of technical, scientific, and professional books.....	33	1102		758.343	782.464	790.326	790.361	790.361
Sales of technical, scientific, and professional books.....	33	110201	06/88	592.284	611.123	617.264	617.291	617.291
Sales of religious books.....	33	1103		228.409	222.595	233.992	236.161	234.004
Sales of religious books.....	33	110301	06/88	173.353	168.941	177.590	179.236	177.599
Sales of general adult and juvenile books.....	33	1104		208.536	209.302	209.990	213.870	217.523
Sales of general adult and juvenile books.....	33	110402		208.536	209.302	209.990	213.870	217.523
Sales of general adult books.....	33	1104021	12/22	100.467	100.739	99.983	102.513	105.157
Sales of juvenile books.....	33	1104022	12/22	102.687	103.198	105.030	106.033	106.618
Sales of general reference books.....	33	1105		178.411	176.595	175.585	178.285	176.653
Sales of general reference books.....	33	110501	06/88	151.881	150.335	149.476	151.774	150.384
Sales and subscriptions of periodicals and newspapers.....	33	12	06/09	148.372	148.498	148.499	148.507	148.515
Sales and subscriptions of periodicals.....	33	1201	06/07	110.527	110.730	110.730	110.730	110.730
Sales and subscriptions of periodicals.....	33	120101	06/07	110.527	110.730	110.730	110.730	110.730
Newspaper subscription and single copy sales.....	33	1202		592.751	592.844	592.849	592.904	592.956
Newspaper subscription and single copy sales.....	33	120205		592.751	592.844	592.849	592.904	592.956
Newspaper subscriptions, print and online bundled.....	33	1202051	09/15	196.263	196.634	196.653	196.873	197.078
Newspaper subscriptions, print only.....	33	1202052	09/15	178.175	178.175	178.175	178.175	178.175
Greeting card publishing sales.....	33	3	12/85	239.782	239.822	239.504	239.504	239.504
Greeting card publishing sales.....	33	31	12/85	239.782	239.822	239.504	239.504	239.504
Greeting card publishing sales.....	33	3101	12/85	239.782	239.822	239.504	239.504	239.504
Greeting card publishing sales.....	33	310101	12/85	239.782	239.822	239.504	239.504	239.504
Calendars, yearbooks, and other miscellaneous publishing sales.....	33	4	12/89	216.369	216.503	216.655	217.099	222.998
Calendars, yearbooks, and other miscellaneous publishing sales.....	33	41	12/89	216.369	216.503	216.655	217.099	222.998
Calendars, yearbooks, and other miscellaneous publishing sales.....	33	4101	12/89	216.369	216.503	216.655	217.099	222.998
Calendars, yearbooks, and other miscellaneous publishing sales.....	33	410101	12/89	216.369	216.503	216.655	217.099	222.998
Directory, mailing list, and related compilations publishing sales.....	33	6	12/22	104.029	104.482	105.069	104.428	105.248
Directory, mailing list, and related compilations publishing sales.....	33	61	12/22	104.029	104.482	105.069	104.428	105.248
Directory, mailing list, and related compilations publishing sales.....	33	6101	12/22	104.029	104.482	105.069	104.428	105.248
Directory, mailing list, and related compilations publishing sales.....	33	610101	12/22	104.029	104.482	105.069	104.428	105.248
Software publishing.....	34	—	06/09	96.290	96.312	96.116	96.461	97.334
System software publishing.....	34	1	05/22	104.145	103.747	103.728	103.732	104.725
System software publishing.....	34	11	05/22	104.145	103.747	103.728	103.732	104.725
System software publishing.....	34	1101	05/22	104.145	103.747	103.728	103.732	104.725
System software publishing.....	34	110101	05/22	104.145	103.747	103.728	103.732	104.725
Application software publishing.....	34	2	06/09	104.620	105.112	104.685	105.468	106.363
Application software publishing.....	34	21	06/09	104.620	105.112	104.685	105.468	106.363
Desktop and portable device application software publishing.....	34	2101	12/08	103.985	103.987	101.481	104.565	105.707
Desktop and portable device application software publishing.....	34	210101	12/08	103.985	103.987	101.481	104.565	105.707
Application software publishing, cross-industry, vertical market, utilities, and other.....	34	2103	12/08	114.312	115.162	115.779	116.302	116.947
Application software publishing, cross-industry, vertical market, utilities, and other.....	34	210301	12/08	114.312	115.162	115.779	116.302	116.947
Application software publishing, game software.....	34	2104	12/13	85.051	85.534	86.185	83.510	84.631
Application software publishing, game software.....	34	210401	12/13	85.051	85.534	86.185	83.510	84.631
Network compensation from broadcast and cable television and radio.....	35	—	06/09	157.477	159.277	159.277	159.687	159.687
Affiliate agreements, programming sales, and retransmission fees for cable and broadcast tv.....	35	1	06/09	159.407	159.407	159.407	159.950	159.950
Affiliate agreements, programming sales, and retransmission fees for cable and broadcast tv.....	35	11	06/09	159.407	159.407	159.407	159.950	159.950
Affiliate agreements, programming sales, and retransmission fees for cable and broadcast tv.....	35	1101	12/08	162.365	162.365	162.365	162.917	162.917
Affiliate agreements, programming sales, and retransmission fees for cable and broadcast tv.....	35	110101	12/08	162.365	162.365	162.365	162.917	162.917
Affiliate agreements, programming sales, and retransmission fees for radio.....	35	2	06/09	154.136	161.654	161.654	161.654	161.654
Affiliate agreements, programming sales, and retransmission fees for radio.....	35	21	06/09	154.136	161.654	161.654	161.654	161.654

See footnotes at end of table.

Table 9. Producer price indexes for commodity and service groupings and individual items, not seasonally adjusted — Continued

[June 2023, Index base 1982=100, unless otherwise indicated]

Title	Commodity code		Other index base	Unadjusted index ¹				
	Group code	Item code		Feb. 2023	Mar. 2023 ^P	Apr. 2023 ^P	May 2023 ^P	June 2023 ^P
Affiliate agreements, programming sales, and network compensation for radio.....	35	2101	12/08	153.876	161.381	161.381	161.381	161.381
Affiliate agreements, programming sales, and network compensation for radio.....	35	210101	12/08	153.876	161.381	161.381	161.381	161.381
Advertising space and time sales.....	36	—	06/09	95.599	95.150	95.793	95.997	95.388
Advertising space sales in periodicals, newspapers, directories, and mailing lists.....	36	1	06/09	102.971	103.856	103.856	103.856	103.856
Advertising space sales in periodicals and newspapers.....	36	11	06/09	102.362	103.394	103.394	103.394	103.394
Advertising space sales in periodicals.....	36	1101		457.456	466.352	466.352	466.352	466.352
Advertising space sales in newspapers.....	36	1102		362.349	361.910	361.910	361.910	361.910
Advertising space sales in newspapers, print only.....	36	110203	09/15	86.869	86.764	86.764	86.764	86.764
Advertising space sales in directories and mailing lists.....	36	12	12/08	110.699	110.699	110.699	110.699	110.699
Print advertising space sales in directories and mailing lists.....	36	1201	12/08	110.699	110.699	110.699	110.699	110.699
Print advertising space sales in directories and mailing lists.....	36	120101	12/08	110.699	110.699	110.699	110.699	110.699
Television advertising time sales.....	36	2	06/09	86.769	85.465	88.011	87.458	85.942
Television advertising time sales.....	36	21	06/09	86.769	85.465	88.011	87.458	85.942
Broadcast and network television advertising time sales.....	36	2101	12/08	78.645	79.484	80.063	77.107	77.377
Broadcast and network television advertising time sales.....	36	210101	12/08	78.645	79.484	80.063	77.107	77.377
Cable network advertising time sales.....	36	2102	12/08	84.628	81.170	85.714	87.545	84.228
Cable network advertising time sales.....	36	210201	12/08	84.628	81.170	85.714	87.545	84.228
Local cable system advertising time sales.....	36	2103	12/08	73.245	73.245	73.245	73.245	73.245
Local cable system advertising time sales.....	36	210301	12/08	73.245	73.245	73.245	73.245	73.245
Radio advertising time sales.....	36	3	03/09	97.256	94.552	93.482	99.981	96.795
Radio advertising time sales.....	36	31	03/09	97.256	94.552	93.482	99.981	96.795
Radio advertising time sales.....	36	3101	03/09	97.256	94.552	93.482	99.981	96.795
Radio advertising time sales.....	36	310101	03/09	97.256	94.552	93.482	99.981	96.795
Internet advertising sales.....	36	6	12/22	100.517	100.505	100.466	100.448	100.457
Internet advertising sales.....	36	61	12/22	100.517	100.505	100.466	100.448	100.457
Internet advertising sales.....	36	6101	12/22	100.517	100.505	100.466	100.448	100.457
Internet advertising sales.....	36	610101	12/22	100.517	100.505	100.466	100.448	100.457
Telecommunication, cable, and internet user services.....	37	—	06/09	111.358	112.095	112.299	111.798	112.059
Wired telephone services.....	37	1	06/09	120.481	120.751	121.771	122.421	122.114
Residential wired telephone services.....	37	11	06/09	152.570	153.213	155.214	157.454	157.719
Local residential wired telephone service.....	37	1101	12/08	154.250	155.326	156.456	157.585	157.580
Local residential wired telephone service.....	37	110101	12/08	154.250	155.326	156.456	157.585	157.580
Long distance residential wired telephone service.....	37	1102	03/09	150.910	150.871	154.357	158.491	158.934
Long distance residential wired telephone service.....	37	110201	03/09	150.910	150.871	154.357	158.491	158.934
All-distance residential wired telephone service.....	37	1103	12/11	141.533	141.576	142.709	143.715	149.862
All-distance residential wired telephone service.....	37	110301	12/11	141.533	141.576	142.709	143.715	149.862
Business wired telephone services.....	37	12	06/09	102.622	102.761	103.486	103.487	102.854
Local business wired telephone service.....	37	1201	12/08	127.511	130.782	131.620	131.247	130.750
Local business wired telephone service.....	37	120101	12/08	127.511	130.782	131.620	131.247	130.750
Long distance business wired telephone and other toll service.....	37	1202	04/09	100.755	98.869	100.430	99.658	97.807
Long distance business wired telephone and other toll service.....	37	120201	04/09	108.113	106.089	107.764	106.936	104.950
Private line wired telephone service.....	37	1204	12/11	95.611	95.585	95.791	96.443	96.465
Private line wired telephone service.....	37	120401	12/11	95.611	95.585	95.791	96.443	96.465
All-distance business wired telephone service (partial).....	37	1205	05/22	100.318	100.289	100.816	99.217	97.912
All-distance business wired telephone service.....	37	120501	05/22	100.318	100.289	100.816	99.217	97.912
Other telephone services.....	37	13	12/08	102.994	102.994	102.994	102.994	102.994
Other wired telephone services.....	37	1301	12/08	102.994	102.994	102.994	102.994	102.994
Other wired telephone services.....	37	130104	12/08	102.329	102.329	102.329	102.329	102.329
Wireless telecommunication services.....	37	2	06/09	65.935	65.935	65.942	65.936	65.944
Cellular phone and other wireless telecommunication services.....	37	21	03/09	64.414	64.415	64.422	64.416	64.424
Cellular phone and other wireless telecommunication services.....	37	2101	03/09	64.414	64.415	64.422	64.416	64.424
Cellular phone and other wireless telecommunication services.....	37	210101	03/09	64.414	64.415	64.422	64.416	64.424
Cable and satellite subscriber services.....	37	3	12/08	163.003	166.136	167.134	167.105	170.044
Cable and satellite subscriber services.....	37	31	12/08	163.003	166.136	167.134	167.105	170.044
Cable and satellite subscriber services.....	37	3101	12/08	163.003	166.136	167.134	167.105	170.044
Cable and satellite subscriber services.....	37	310101	12/08	163.003	166.136	167.134	167.105	170.044
Internet access services.....	37	4	03/09	91.401	92.146	92.049	91.048	91.316
Internet access services.....	37	41	03/09	91.401	92.146	92.049	91.048	91.316
Residential Internet access services.....	37	4102	12/11	89.614	89.609	89.452	89.240	89.204

See footnotes at end of table.

Table 9. Producer price indexes for commodity and service groupings and individual items, not seasonally adjusted — Continued
 [June 2023, Index base 1982=100, unless otherwise indicated]

Title	Commodity code		Other index base	Unadjusted index ¹				
	Group code	Item code		Feb. 2023	Mar. 2023 ^P	Apr. 2023 ^P	May 2023 ^P	June 2023 ^P
Residential Internet access services.....	37	410201	12/11	89.614	89.609	89.452	89.240	89.204
Business Internet access services.....	37	4103	12/11	97.493	100.298	100.363	97.193	98.294
Business Internet access services.....	37	410301	12/11	97.493	100.298	100.363	97.193	98.294
Bundled wired telecommunications access services.....	37	5	12/11	129.337	130.962	130.901	128.864	129.099
Bundled wired telecommunications access services.....	37	51	12/11	129.337	130.962	130.901	128.864	129.099
Bundled wired telecommunications access services.....	37	5101	12/11	129.337	130.962	130.901	128.864	129.099
Bundled wired telecommunications access services.....	37	510101	12/11	129.337	130.962	130.901	128.864	129.099
Data processing and related services.....	38	—	06/09	105.104	105.375	105.318	105.424	105.707
Data processing and related services.....	38	1	06/09	105.104	105.375	105.318	105.424	105.707
Data processing and related services.....	38	11	06/09	105.104	105.375	105.318	105.424	105.707
Hosting, ASP and other IT infrastructure provisioning services.....	38	1101	12/08	109.825	110.275	110.136	110.311	110.780
Hosting, ASP and other IT infrastructure provisioning services.....	38	110101	12/08	109.825	110.275	110.136	110.311	110.780
Business process management services (partial).....	38	1102	12/08	96.622	96.622	96.756	96.756	96.756
Business process management services (partial).....	38	110201	12/08	96.622	96.622	96.756	96.756	96.756
Data management, information transformation and other services.....	38	1103	12/08	99.488	99.488	99.488	99.488	99.488
Data management, information transformation and other services.....	38	110301	12/08	99.488	99.488	99.488	99.488	99.488
Credit intermediation services (partial).....	39	—	06/09	118.035	113.811	117.128	116.527	117.585
Loan services (partial).....	39	1	06/09	207.400	194.613	202.447	200.716	199.199
Business loans (partial).....	39	11	04/09	407.289	379.262	395.351	393.283	391.477
Business loans (partial).....	39	1101	04/09	407.289	379.262	395.351	393.283	391.477
Business loans (partial).....	39	110101	04/09	407.289	379.262	395.351	393.283	391.477
Consumer loans (partial).....	39	12	06/09	124.852	118.730	122.710	121.221	118.644
Residential real estate loans (partial).....	39	1201	04/09	148.996	142.685	147.042	145.212	141.706
Residential real estate loans, except home equity (partial).....	39	120101	04/09	116.404	109.411	113.177	110.271	106.169
Home equity loans (partial).....	39	120102	04/09	449.526	443.076	454.008	457.499	455.243
Vehicle loans (partial).....	39	1202	04/09	61.788	54.818	57.490	56.457	53.831
Vehicle loans (partial).....	39	120201	04/09	61.788	54.818	57.490	56.457	53.831
Credit cards, overdraft credit, and related plans (partial).....	39	1203	04/09	193.412	185.883	193.870	192.993	197.435
Credit cards, overdraft credit, and related plans (partial).....	39	120301	04/09	193.412	185.883	193.870	192.993	197.435
Other loans and loan services (partial).....	39	13	04/09	108.195	105.411	109.707	106.146	107.142
Other loans and loan services (partial).....	39	1301	04/09	108.195	105.411	109.707	106.146	107.142
Other loans and loan services (partial).....	39	130101	04/09	108.195	105.411	109.707	106.146	107.142
Deposit services (partial).....	39	2	04/09	63.432	65.358	65.720	65.768	69.351
Deposit services (partial).....	39	21	04/09	63.432	65.358	65.720	65.768	69.351
Deposit services (partial).....	39	2101	04/09	63.432	65.358	65.720	65.768	69.351
Deposit services (partial).....	39	210101	04/09	63.432	65.358	65.720	65.768	69.351
Other credit intermediation services, including trust services (partial).....	39	3	04/09	97.534	97.550	97.769	99.005	99.011
Other credit intermediation services, including trust services (partial).....	39	31	04/09	97.534	97.550	97.769	99.005	99.011
Other credit intermediation services, including trust services (partial).....	39	3101	04/09	97.534	97.550	97.769	99.005	99.011
Other credit intermediation services, including trust services (partial).....	39	310101	04/09	97.534	97.550	97.769	99.005	99.011
Investment services.....	40	—	06/09	217.456	214.151	216.792	217.999	217.236
Securities brokerage, dealing, investment advice, and related services.....	40	1	06/09	206.209	205.658	204.778	211.273	210.491
Securities brokerage, dealing, investment advice, and related services.....	40	11	06/09	206.209	205.658	204.778	211.273	210.491
Securities brokerage, dealing, and investment advice.....	40	1101	12/08	102.100	102.039	99.401	101.863	101.194
Securities brokerage, dealing, and investment advice.....	40	110101	12/08	102.100	102.039	99.401	101.863	101.194
Securities brokerage and dealing related services (partial).....	40	1102	12/08	695.907	691.303	716.846	748.500	749.510
Securities brokerage and dealing related services.....	40	110201	12/08	695.907	691.303	716.846	748.500	749.510
Portfolio management.....	40	2	12/08	251.759	241.827	251.567	243.956	243.329
Portfolio management.....	40	21	12/08	251.759	241.827	251.567	243.956	243.329
Portfolio management.....	40	2101	12/08	251.759	241.827	251.567	243.956	243.329
Portfolio management.....	40	210101	12/08	251.759	241.827	251.567	243.956	243.329
Investment banking.....	40	3	12/08	235.347	238.840	236.969	240.379	238.986
Investment banking.....	40	31	12/08	235.347	238.840	236.969	240.379	238.986
Investment banking.....	40	3101	12/08	235.347	238.840	236.969	240.379	238.986
Investment banking.....	40	310101	12/08	235.347	238.840	236.969	240.379	238.986
Insurance and annuities.....	41	—	06/09	129.006	129.180	129.457	129.731	130.917
Insurance.....	41	1	06/09	131.724	131.890	132.170	132.464	133.742
Insurance.....	41	11	06/09	131.724	131.890	132.170	132.464	133.742
Life insurance.....	41	1101	03/09	108.803	108.803	108.759	108.759	108.757
Life insurance.....	41	110101	03/09	108.803	108.803	108.759	108.759	108.757

See footnotes at end of table.

Table 9. Producer price indexes for commodity and service groupings and individual items, not seasonally adjusted — Continued
 [June 2023, Index base 1982=100, unless otherwise indicated]

Title	Commodity code		Other index base	Unadjusted index ¹				
	Group code	Item code		Feb. 2023	Mar. 2023 ^P	Apr. 2023 ^P	May 2023 ^P	June 2023 ^P
Disability insurance, including accidental death.....	41	1102	03/09	101.977	101.977	101.977	101.977	101.977
Disability insurance, including accidental death.....	41	110201	03/09	101.977	101.977	101.977	101.977	101.977
Health and medical insurance.....	41	1103	03/09	148.259	148.247	148.293	148.297	148.301
Health and medical insurance.....	41	110301	03/09	148.259	148.247	148.293	148.297	148.301
Property and casualty insurance.....	41	1104	03/09	130.604	130.952	131.532	132.139	134.785
Property and casualty insurance.....	41	110401	03/09	130.604	130.952	131.532	132.139	134.785
Annuities.....	41	2	03/09	113.607	113.963	114.242	114.261	114.185
Annuities.....	41	21	03/09	113.607	113.963	114.242	114.261	114.185
Annuities.....	41	2101	03/09	113.607	113.963	114.242	114.261	114.185
Annuities.....	41	210101	03/09	113.607	113.963	114.242	114.261	114.185
Commissions and fees from sales and administration of insurance policies (partial).....	42	—	06/09	110.193	110.235	110.261	110.295	110.295
Commissions from sales of insurance.....	42	1	06/09	110.193	110.235	110.261	110.295	110.295
Commissions from sales of insurance.....	42	11	06/09	110.193	110.235	110.261	110.295	110.295
Commissions from sales of life insurance and annuities.....	42	1101	06/09	104.825	104.825	104.825	104.825	104.825
Commissions from sales of life insurance and annuities.....	42	110101	06/09	104.825	104.825	104.825	104.825	104.825
Commissions from sales of health and medical insurance.....	42	1102	06/09	109.963	109.963	109.963	110.050	110.050
Commissions from sales of health and medical insurance.....	42	110201	06/09	109.963	109.963	109.963	110.050	110.050
Commissions from sales of property and casualty insurance.....	42	1103	06/09	113.523	113.532	113.541	113.573	113.573
Commissions from sales of property and casualty insurance.....	42	110301	06/09	113.523	113.532	113.541	113.573	113.573
Commissions from sales of other insurance.....	42	1104	06/09	100.180	100.524	100.720	100.720	100.720
Commissions from sales of other insurance.....	42	110401	06/09	100.180	100.524	100.720	100.720	100.720
Real estate services (partial).....	43	—	06/09	142.402	141.126	142.888	143.649	145.203
Nonresidential real estate services.....	43	1	06/09	126.665	124.725	127.372	127.555	129.081
Nonresidential real estate rents.....	43	11	06/09	126.083	123.911	127.187	127.498	129.125
Office buildings, gross rents.....	43	1101	12/08	132.434	131.554	132.441	132.305	130.277
Office buildings, gross rents.....	43	110101	12/08	132.434	131.554	132.441	132.305	130.277
Retail properties, gross rents.....	43	1102	04/09	119.877	116.616	121.462	121.080	124.523
Retail properties, gross rents.....	43	110201	04/09	119.877	116.616	121.462	121.080	124.523
Industrial buildings, gross rents.....	43	1103	04/09	113.922	114.084	114.625	114.536	113.623
Industrial buildings, gross rents.....	43	110301	04/09	113.922	114.084	114.625	114.536	113.623
Self-service storage and miniwarehouses, gross rents.....	43	1104	12/08	170.465	170.007	171.590	171.443	173.240
Self-service storage and miniwarehouses, gross rents.....	43	110401	12/08	170.465	170.007	171.590	171.443	173.240
Other nonresidential buildings, gross rents.....	43	1105	12/08	96.028	91.778	98.374	101.391	107.550
Other nonresidential buildings, gross rents.....	43	110501	12/08	96.028	91.778	98.374	101.391	107.550
Nonresidential property sales and leases including land, brokerage fees and commissions.....	43	12	12/08	144.037	143.213	141.997	141.462	143.602
Nonresidential property sales and leases including land, brokerage fees and commissions.....	43	1201	12/08	144.037	143.213	141.997	141.462	143.602
Nonresidential property sales and leases including land, brokerage fees and commissions.....	43	120101	12/08	144.037	143.213	141.997	141.462	143.602
Nonresidential property management fees.....	43	13	12/08	100.026	98.880	100.411	100.353	100.511
Nonresidential property management fees.....	43	1301	12/08	100.026	98.880	100.411	100.353	100.511
Nonresidential property management fees.....	43	130101	12/08	100.026	98.880	100.411	100.353	100.511
Residential real estate services (partial).....	43	2	06/09	170.422	170.531	170.601	172.705	174.382
Residential property sales and rental, brokerage fees and commissions.....	43	21	12/08	189.326	189.551	189.460	192.111	194.646
Residential property sales and rental, brokerage fees and commissions.....	43	2101	12/08	189.326	189.551	189.460	192.111	194.646
Residential property sales and rental, brokerage fees and commissions.....	43	210101	12/08	189.326	189.551	189.460	192.111	194.646
Residential property management fees.....	43	22	12/08	126.791	126.645	127.067	127.943	127.722
Residential property management fees.....	43	2201	12/08	126.791	126.645	127.067	127.943	127.722
Residential property management fees.....	43	220101	12/08	126.791	126.645	127.067	127.943	127.722
Real estate appraisal fees.....	43	3	12/08	122.613	122.072	120.324	118.332	117.804
Real estate appraisal fees.....	43	31	12/08	122.613	122.072	120.324	118.332	117.804
Real estate appraisal fees.....	43	3101	12/08	122.613	122.072	120.324	118.332	117.804
Real estate appraisal fees.....	43	310101	12/08	122.613	122.072	120.324	118.332	117.804
Rental and leasing of goods (partial).....	44	—	06/09	108.324	109.876	109.135	107.727	109.212
Passenger car rental.....	44	1	03/09	104.139	107.528	105.357	102.860	105.926
Passenger car rental.....	44	11	03/09	104.139	107.528	105.357	102.860	105.926
Passenger car rental.....	44	1101	03/09	104.139	107.528	105.357	102.860	105.926
Passenger car rental.....	44	110101	03/09	104.139	107.528	105.357	102.860	105.926
Truck, trailer, and RV rental and leasing.....	44	2	06/09	123.495	124.308	124.551	122.831	123.945
Truck, trailer, and RV rental and leasing.....	44	21	06/09	116.022	116.785	117.014	115.398	116.444

See footnotes at end of table.

Table 9. Producer price indexes for commodity and service groupings and individual items, not seasonally adjusted — Continued
 [June 2023, Index base 1982=100, unless otherwise indicated]

Title	Commodity code		Other index base	Unadjusted index ¹				
	Group code	Item code		Feb. 2023	Mar. 2023 ^P	Apr. 2023 ^P	May 2023 ^P	June 2023 ^P
Truck, truck trailer and RV rental.....	44	2101	12/08	124.061	125.431	125.957	121.800	123.946
Truck, truck trailer and RV rental.....	44	210101	12/08	124.061	125.431	125.957	121.800	123.946
Truck, truck trailer and RV leasing.....	44	2102	12/08	119.309	119.697	119.730	119.812	120.150
Truck, truck trailer and RV leasing.....	44	210201	12/08	119.309	119.697	119.730	119.812	120.150
Construction, mining, and forestry machinery and equipment rental and leasing.....	44	3	03/09	105.532	105.462	105.707	105.776	105.685
Construction, mining, and forestry machinery and equipment rental and leasing.....	44	31	03/09	105.532	105.462	105.707	105.776	105.685
Construction, mining, and forestry machinery and equipment rental and leasing.....	44	3101	03/09	105.532	105.462	105.707	105.776	105.685
Construction, mining, and forestry machinery and equipment rental and leasing.....	44	310101	03/09	105.532	105.462	105.707	105.776	105.685
Professional services (partial).....	45	—	06/09	137.940	137.586	138.367	138.407	138.442
Legal services.....	45	1	03/09	162.869	162.683	163.061	162.892	162.902
Legal services.....	45	11	03/09	162.869	162.683	163.061	162.892	162.902
Legal services.....	45	1101	03/09	162.869	162.683	163.061	162.892	162.902
Legal services.....	45	110101	03/09	162.869	162.683	163.061	162.892	162.902
Accounting services (partial).....	45	2	06/09	125.187	126.155	126.972	127.286	127.362
Accounting services, excluding payroll.....	45	21	06/09	125.187	126.155	126.972	127.286	127.362
Financial auditing.....	45	2101	12/08	111.349	112.361	116.101	115.775	116.053
Financial auditing.....	45	210101	12/08	111.349	112.361	116.101	115.775	116.053
Tax preparation and planning.....	45	2102	04/09	129.027	128.661	128.919	128.964	129.063
Tax preparation and planning.....	45	210201	04/09	129.027	128.661	128.919	128.964	129.063
Bookkeeping and compilation.....	45	2103	12/08	138.129	144.681	145.278	145.282	145.354
Bookkeeping and compilation.....	45	210301	12/08	138.129	144.681	145.278	145.282	145.354
Other accounting services, including billing and review (partial).....	45	2104	12/08	119.382	117.112	113.343	115.973	115.569
Other accounting services, including billing and review (partial).....	45	210401	12/08	119.382	117.112	113.343	115.973	115.569
Architectural and engineering services.....	45	3	06/09	131.500	131.567	132.012	132.023	132.023
Architectural services.....	45	31	03/09	111.922	112.268	112.833	112.903	112.903
Architectural services.....	45	3101	03/09	111.922	112.268	112.833	112.903	112.903
Architectural services.....	45	310101	03/09	111.922	112.268	112.833	112.903	112.903
Engineering services.....	45	32	03/09	135.054	135.069	135.492	135.492	135.492
Engineering services.....	45	3201	03/09	135.054	135.069	135.492	135.492	135.492
Engineering services.....	45	320101	03/09	135.054	135.069	135.492	135.492	135.492
Management, scientific, and technical consulting services.....	45	4	06/09	116.478	113.925	116.805	117.007	117.145
Management consulting services.....	45	41	06/09	116.478	113.925	116.805	117.007	117.145
Administrative and general management consulting services.....	45	4101	12/08	138.609	133.461	138.858	138.858	139.023
Administrative and general management consulting services.....	45	410101	12/08	138.609	133.461	138.858	138.858	139.023
Human resources consulting services.....	45	4102	12/08	107.206	109.075	108.859	109.623	110.851
Human resources consulting services.....	45	410201	12/08	107.206	109.075	108.859	109.623	110.851
Marketing consulting services.....	45	4103	12/08	64.698	64.731	64.781	64.792	64.800
Marketing consulting services.....	45	410301	12/08	64.698	64.731	64.781	64.792	64.800
Process, physical distribution, and logistics consulting services.....	45	4104	12/08	113.617	113.631	114.124	115.819	115.332
Process, physical distribution, and logistics consulting services.....	45	410401	12/08	113.617	113.631	114.124	115.819	115.332
Advertising and related services (partial).....	45	5	12/08	117.548	117.835	117.829	117.827	117.706
Advertising agency services.....	45	51	12/08	117.548	117.835	117.829	117.827	117.706
Advertising agency services.....	45	5101	12/08	117.548	117.835	117.829	117.827	117.706
Advertising agency services.....	45	510101	12/08	117.548	117.835	117.829	117.827	117.706
Information technology (IT) technical support and consulting services (partial).....	45	6	12/08	124.085	124.013	118.460	118.677	118.839
Information technology (IT) technical support and consulting services (partial).....	45	61	12/08	124.085	124.013	118.460	118.677	118.839
Information technology (IT) technical support and consulting services (partial).....	45	6101	12/08	124.085	124.013	118.460	118.677	118.839
Information technology (IT) technical support and consulting services (partial).....	45	610101	12/08	124.085	124.013	118.460	118.677	118.839
Employment services.....	46	—	06/09	128.645	129.294	129.921	129.979	129.664
Permanent placement services.....	46	1	03/09	125.862	127.334	130.434	130.572	130.326
Permanent placement services.....	46	11	03/09	125.862	127.334	130.434	130.572	130.326
Employment placement services.....	46	1101	03/09	125.862	127.334	130.434	130.572	130.326
Employment placement services.....	46	110101	03/09	125.862	127.334	130.434	130.572	130.326
Executive search services.....	46	2	12/08	103.169	103.426	102.707	101.884	101.285
Executive search services.....	46	21	12/08	103.169	103.426	102.707	101.884	101.285
Executive search services.....	46	2101	12/08	103.169	103.426	102.707	101.884	101.285

See footnotes at end of table.

Table 9. Producer price indexes for commodity and service groupings and individual items, not seasonally adjusted — Continued
 [June 2023, Index base 1982=100, unless otherwise indicated]

Title	Commodity code		Other index base	Unadjusted index ¹				
	Group code	Item code		Feb. 2023	Mar. 2023 ^P	Apr. 2023 ^P	May 2023 ^P	June 2023 ^P
Executive search services.....	46	210101	12/08	103.169	103.426	102.707	101.884	101.285
Staffing services.....	46	3	06/09	129.303	129.926	130.478	130.550	130.236
Temporary help services.....	46	31	03/09	138.694	139.913	140.993	141.134	140.521
Temporary help services.....	46	3101	03/09	138.694	139.913	140.993	141.134	140.521
Temporary help services.....	46	310101	03/09	138.694	139.913	140.993	141.134	140.521
Co-employment staffing services.....	46	32	12/08	120.050	120.050	120.050	120.050	120.050
Co-employment staffing services.....	46	3201	12/08	120.050	120.050	120.050	120.050	120.050
Co-employment staffing services.....	46	320101	12/08	120.050	120.050	120.050	120.050	120.050
Travel arrangement services (partial).....	47	—	06/09	104.625	104.272	105.136	105.331	105.902
Arrangement of flights (partial).....	47	1	06/09	104.075	103.897	104.445	104.391	103.615
Arrangement of international flights.....	47	11	12/08	109.810	109.017	109.638	109.408	108.161
Arrangement of international flights.....	47	1101	12/08	109.810	109.017	109.638	109.408	108.161
Arrangement of international flights.....	47	110101	12/08	109.810	109.017	109.638	109.408	108.161
Arrangement of domestic flights.....	47	12	12/08	88.485	89.095	89.507	89.677	89.557
Arrangement of domestic flights (partial).....	47	1201	12/08	88.485	89.095	89.507	89.677	89.557
Arrangement of domestic flights.....	47	120101	12/08	88.485	89.095	89.507	89.677	89.557
Arrangement of vehicle rentals and lodging.....	47	2	12/08	102.437	103.152	105.020	103.735	102.718
Arrangement of vehicle rentals and lodging.....	47	21	12/08	102.437	103.152	105.020	103.735	102.718
Arrangement of vehicle rentals and lodging (partial).....	47	2101	12/08	102.437	103.152	105.020	103.735	102.718
Arrangement of vehicle rentals and lodging.....	47	210101	12/08	102.437	103.152	105.020	103.735	102.718
Arrangement of cruises and tours.....	47	3	12/08	102.907	100.999	102.920	104.914	110.154
Arrangement of cruises and tours.....	47	31	12/08	102.907	100.999	102.920	104.914	110.154
Arrangement of cruises and tours.....	47	3101	12/08	102.907	100.999	102.920	104.914	110.154
Arrangement of cruises and tours.....	47	310101	12/08	102.907	100.999	102.920	104.914	110.154
Other travel arrangements (partial).....	47	4	12/08	116.541	116.541	116.541	116.541	116.541
Other travel arrangements (partial).....	47	41	12/08	116.541	116.541	116.541	116.541	116.541
Other travel arrangements (partial).....	47	4101	12/08	116.541	116.541	116.541	116.541	116.541
Other travel arrangements (partial).....	47	410101	12/08	116.541	116.541	116.541	116.541	116.541
Selected security services (partial).....	48	—	03/09	141.963	142.438	142.539	145.492	145.580
Security guard services.....	48	1	03/09	141.963	142.438	142.539	145.492	145.580
Security guard services.....	48	11	03/09	141.963	142.438	142.539	145.492	145.580
Security guard services.....	48	1101	03/09	141.963	142.438	142.539	145.492	145.580
Security guard services.....	48	110101	03/09	141.963	142.438	142.539	145.492	145.580
Cleaning and building maintenance services (partial).....	49	—	03/09	125.223	125.392	126.622	126.272	126.607
Janitorial services.....	49	1	03/09	125.223	125.392	126.622	126.272	126.607
Janitorial services.....	49	11	03/09	125.223	125.392	126.622	126.272	126.607
Janitorial services.....	49	1101	03/09	125.223	125.392	126.622	126.272	126.607
Janitorial services.....	49	110101	03/09	125.223	125.392	126.622	126.272	126.607
Waste collection and remediation services (partial).....	50	—	12/08	163.248	166.550	168.524	168.130	167.537
Waste collection.....	50	1	12/08	163.248	166.550	168.524	168.130	167.537
Solid waste collection.....	50	11	12/08	163.248	166.550	168.524	168.130	167.537
Solid waste collection.....	50	1101	12/08	163.248	166.550	168.524	168.130	167.537
Solid waste collection.....	50	110101	12/08	163.248	166.550	168.524	168.130	167.537
Health care services.....	51	—	06/09	134.268	134.623	134.992	135.163	135.297
Outpatient care (partial).....	51	1	06/09	127.092	127.309	127.742	127.879	127.901
Outpatient care (partial).....	51	11	06/09	127.092	127.309	127.742	127.879	127.901
Physician care.....	51	1101	03/09	116.361	116.494	116.506	116.612	116.606
Medicare patients: physician care.....	51	110102	06/14	106.481	106.480	106.413	106.428	106.428
Medicaid patients: physician care.....	51	110103	06/14	88.822	88.831	88.730	89.303	89.303
Private insurance patients: physician care.....	51	110104	06/14	110.651	111.051	111.152	111.154	111.144
All other patients: physician care.....	51	110105	06/14	116.231	115.517	115.495	115.544	115.544
Medical laboratory and diagnostic imaging center care.....	51	1102	03/09	95.073	95.116	95.116	95.116	95.116
Medical laboratory care.....	51	110201	03/09	90.811	90.873	90.873	90.873	90.873
Medicare patients: medical laboratory care.....	51	1102011	06/14	79.423	79.423	79.423	79.423	79.423
Medicaid patients: medical laboratory care.....	51	1102012	06/14	95.625	95.625	95.625	95.625	95.625
Private insurance patients: medical laboratory care.....	51	1102013	06/14	98.115	98.233	98.233	98.233	98.233
All other patients: medical laboratory care.....	51	1102014	06/14	102.620	102.620	102.620	102.620	102.620
Diagnostic imaging center care.....	51	110202	03/09	101.912	101.912	101.912	101.912	101.912
Medicare and Medicaid patients: diagnostic imaging center care.....	51	1102021	06/14	91.903	91.903	91.903	91.903	91.903

See footnotes at end of table.

Table 9. Producer price indexes for commodity and service groupings and individual items, not seasonally adjusted — Continued
 [June 2023, Index base 1982=100, unless otherwise indicated]

Title	Commodity code		Other index base	Unadjusted index ¹				
	Group code	Item code		Feb. 2023	Mar. 2023 ^P	Apr. 2023 ^P	May 2023 ^P	June 2023 ^P
Private insurance and all other patients: diagnostic imaging center care.....	51	1102024	06/14	104.575	104.575	104.575	104.575	104.575
Home health and hospice care.....	51	1103	12/08	123.859	124.254	125.166	125.166	125.166
Home health and hospice care.....	51	110301	12/08	123.859	124.254	125.166	125.166	125.166
Medicare and Medicaid patients: home health and hospice care.....	51	11030101	12/08	118.467	118.467	119.744	119.744	119.744
Medicare patients: home health and hospice care.....	51	110301011	12/08	110.524	110.524	110.524	110.524	110.524
Medicaid patients: home health and hospice care.....	51	110301012	12/08	126.385	126.385	128.797	128.797	128.797
Private insurance and all other patients: home health and hospice care.....	51	11030102	12/08	144.195	145.827	145.827	145.827	145.827
Private insurance patients: home health and hospice care.....	51	110301021	06/14	109.277	109.277	109.277	109.277	109.277
All other patients: home health and hospice care.....	51	110301022	06/14	151.274	153.186	153.186	153.186	153.186
Hospital outpatient care.....	51	1104	12/08	146.209	146.539	147.537	147.809	147.873
Hospital outpatient care.....	51	110401	12/08	146.209	146.539	147.537	147.809	147.873
Hospital outpatient care, general medical & surgical hospitals.....	51	1104011	12/08	146.021	146.423	147.459	147.744	147.749
Medicare patients: hospital outpatient care, general medical and surgical hospitals.....	51	11040111	06/14	114.624	114.703	115.003	115.060	115.060
Medicaid patients: hospital outpatient care, general medical and surgical hospitals.....	51	11040112	06/14	97.045	97.045	97.045	97.045	97.045
Private insurance and all other patients: outpatient care, gen. medical and surgical hospitals.....	51	11040113	06/14	130.619	131.139	132.427	132.796	132.803
Dental care.....	51	1105	06/10	131.093	131.210	131.210	131.210	131.223
Private insurance patients: dental care.....	51	110502	06/14	119.636	119.636	119.636	119.636	119.636
Private insurance patients: dental visits and consultations.....	51	1105021	06/14	132.197	132.197	132.197	132.197	132.197
Private insurance patients: dental surgical intervention services.....	51	1105022	06/14	113.982	113.982	113.982	113.982	113.982
Private insurance patients: dental non-surgical intervention services.....	51	1105023	06/14	113.275	113.275	113.275	113.275	113.275
Medicare, Medicaid and all other patients: dental care.....	51	110503	06/14	125.832	126.093	126.093	126.093	126.121
Medicare, Medicaid and all other patients: dental visits and consultations.....	51	1105031	06/14	128.472	128.472	128.472	128.472	128.504
Medicare, Medicaid and all other patients: dental surgical intervention services.....	51	1105032	06/14	110.744	112.437	112.437	112.437	112.437
Medicare and Medicaid and all other patients: dental non-surgical intervention services.....	51	1105033	06/14	128.730	128.730	128.730	128.730	128.764
Inpatient care.....	51	2	06/09	145.367	146.011	146.244	146.457	146.816
Inpatient care.....	51	21	06/09	145.367	146.011	146.244	146.457	146.816
Hospital inpatient care.....	51	2101	12/08	146.574	147.250	147.564	147.880	148.544
Hospital inpatient care.....	51	210101	12/08	146.574	147.250	147.564	147.880	148.544
Hospital inpatient care, general medical and surgical hospitals.....	51	2101011	12/08	148.173	148.900	149.216	149.400	150.118
Medicare patients: hospital inpatient care, general medical and surgical hospitals.....	51	21010111	06/14	119.300	118.932	118.593	118.747	118.457
Medicaid patients: hospital inpatient care, general medical and surgical hospitals.....	51	21010112	06/14	115.799	115.799	115.799	115.799	115.799
Private insur. & all other patients: hospital inpatient, general medical and surgical hospitals.....	51	21010113	06/14	135.022	136.720	137.616	137.828	139.441
Private insurance patients: hospital inpatient care, general medical and surgical hospitals.....	51	210101131	06/14	135.352	136.072	137.065	137.300	139.088
All other patients: hospital inpatient care, general medical and surgical hospitals.....	51	210101132	06/14	133.469	144.332	144.332	144.332	144.332
Hospital inpatient care, psychiatric & substance abuse hospitals.....	51	2101012	12/08	129.628	129.628	129.733	133.818	133.818
Hospital inpatient care, specialty hospitals.....	51	2101013	12/08	125.874	125.998	126.469	126.014	126.014
Medicare patients: hospital inpatient care, specialty hospitals.....	51	21010131	06/14	114.548	114.906	114.875	114.672	114.672
Medicaid patients: hospital inpatient care, specialty hospitals.....	51	21010132	06/14	117.102	116.834	116.484	114.213	114.213
Private insurance and all other patients: hospital inpatient care, specialty hospitals.....	51	21010133	06/14	107.486	107.497	108.516	108.491	108.491
Nursing home care.....	51	2102	12/08	144.898	145.482	145.496	145.388	144.737
Nursing home care.....	51	210201	12/08	144.898	145.482	145.496	145.388	144.737
Medicare and Medicaid patients: Nursing home care.....	51	21020101	12/08	141.973	141.950	141.574	141.294	140.227
Medicaid patients: Nursing home care.....	51	210201011	06/12	145.425	145.387	144.763	144.300	142.532
Medicare patients: Nursing home care.....	51	210201012	06/12	119.182	119.182	119.182	119.182	119.182
Private insurance and all other patients: Nursing home care.....	51	21020102	12/08	149.754	151.216	151.748	151.852	151.669
Private insurance patients: Nursing home care.....	51	210201021	06/14	106.720	106.720	106.720	106.720	106.720
All other patients: Nursing home care.....	51	210201022	06/14	134.213	135.795	136.371	136.483	136.285
Intellectual and developmental disability center care.....	51	2103	12/08	183.619	184.181	184.115	184.115	184.115
Intellectual and developmental disability center care.....	51	210301	12/08	183.619	184.181	184.115	184.115	184.115
Medicaid patients: Intellectual and developmental disability center care.....	51	21030101	06/14	141.926	142.472	142.408	142.408	142.408
Medicare, private ins. & all other patients: Intellectual & develop. disability center care.....	51	21030102	06/14	150.622	150.622	150.622	150.622	150.622
Sales of blood and blood products, organs, and tissues.....	51	3	03/09	116.654	116.188	116.310	117.454	117.584
Sales of blood and blood products, organs, and tissues.....	51	31	03/09	116.654	116.188	116.310	117.454	117.584
Sales of blood and blood products, organs, and tissues.....	51	3101	03/09	116.654	116.188	116.310	117.454	117.584
Sales of blood and blood products, organs, and tissues.....	51	310101	03/09	116.654	116.188	116.310	117.454	117.584
Accommodation services.....	53	—	06/09	134.026	145.159	143.776	140.021	149.334

See footnotes at end of table.

Table 9. Producer price indexes for commodity and service groupings and individual items, not seasonally adjusted — Continued
 [June 2023, Index base 1982=100, unless otherwise indicated]

Title	Commodity code		Other index base	Unadjusted index ¹				
	Group code	Item code		Feb. 2023	Mar. 2023 ^P	Apr. 2023 ^P	May 2023 ^P	June 2023 ^P
Traveler accommodation services.....	53	1	06/09	134.026	145.159	143.776	140.021	149.334
Traveler accommodation services.....	53	11	06/09	134.026	145.159	143.776	140.021	149.334
Guestroom or unit rental.....	53	1101	03/09	137.913	150.326	148.848	144.683	154.941
Guestroom or unit rental.....	53	110101	03/09	137.913	150.326	148.848	144.683	154.941
Other traveler accommodation services.....	53	1102	03/09	141.566	141.624	140.849	140.561	142.141
Other traveler accommodation services.....	53	110201	03/09	141.566	141.624	140.849	140.561	142.141
Food and beverage for immediate consumption services (partial).....	54	—	06/09	129.007	129.200	129.674	129.632	129.691
Food and beverage for immediate consumption services (partial).....	54	1	06/09	129.007	129.200	129.674	129.632	129.691
Food and nonalcoholic beverages for immediate consumption (partial).....	54	11	04/09	123.861	123.805	123.949	123.941	123.996
Food and nonalcoholic beverages for immediate consumption (partial).....	54	1101	04/09	123.861	123.805	123.949	123.941	123.996
Food and nonalcoholic beverages for immediate consumption (partial).....	54	110101	04/09	123.861	123.805	123.949	123.941	123.996
Alcoholic beverages for immediate consumption (partial).....	54	12	12/08	161.626	163.366	165.891	165.640	165.725
Alcoholic beverages for immediate consumption (partial).....	54	1201	12/08	161.626	163.366	165.891	165.640	165.725
Alcoholic beverages for immediate consumption (partial).....	54	120101	12/08	161.626	163.366	165.891	165.640	165.725
Repair and maintenance services (partial).....	55	—	06/09	149.345	150.780	152.130	151.924	151.919
Commercial and industrial machinery and equipment repair and maintenance.....	55	1	03/09	151.241	153.239	155.698	154.563	154.552
Commercial and industrial machinery and equipment repair and maintenance.....	55	11	03/09	151.241	153.239	155.698	154.563	154.552
Commercial machinery repair and maintenance.....	55	1101	03/09	151.241	153.239	155.698	154.563	154.552
Commercial machinery repair and maintenance.....	55	110101	03/09	151.241	153.239	155.698	154.563	154.552
Motor vehicle repair and maintenance (partial).....	55	2	12/08	156.412	157.805	158.483	158.996	158.996
Motor vehicle repair and maintenance (partial).....	55	21	12/08	156.412	157.805	158.483	158.996	158.996
Motor vehicle repair and maintenance (partial).....	55	2101	12/08	156.412	157.805	158.483	158.996	158.996
Motor vehicle repair and maintenance (partial).....	55	210101	12/08	156.412	157.805	158.483	158.996	158.996
Ship repair and maintenance.....	55	3	06/09	129.538	129.611	129.790	131.541	131.541
Ship repair and maintenance.....	55	31	06/09	129.538	129.611	129.790	131.541	131.541
Ship repair, military.....	55	3101	12/08	116.784	116.784	116.784	117.372	117.372
Ship repair, military.....	55	310101	12/08	116.784	116.784	116.784	117.372	117.372
Ship repair, nonmilitary.....	55	3102	12/08	162.359	162.585	163.142	167.370	167.370
Ship repair, nonmilitary.....	55	310201	12/08	162.359	162.585	163.142	167.370	167.370
Aircraft repair and maintenance.....	55	4	04/09	141.721	142.330	142.496	142.496	142.496
Aircraft repair and maintenance.....	55	41	04/09	141.721	142.330	142.496	142.496	142.496
Aircraft repair and maintenance.....	55	4101	04/09	141.721	142.330	142.496	142.496	142.496
Aircraft repair and maintenance.....	55	410101	04/09	141.721	142.330	142.496	142.496	142.496
Entertainment services (partial).....	56	—	06/09	126.825	127.196	126.518	125.386	125.497
Membership dues and admissions and recreation facility use fees (partial).....	56	1	06/09	141.914	142.273	142.522	140.108	140.309
Membership dues and admissions and recreation facility use fees (partial).....	56	11	06/09	141.914	142.273	142.522	140.108	140.309
Membership dues.....	56	1101	04/09	127.736	127.618	127.749	127.749	128.437
Membership dues, golf courses and country clubs.....	56	110101	04/09	160.595	160.795	161.203	161.203	163.455
Membership dues, fitness and recreational sports centers.....	56	110102	04/09	108.655	108.393	108.393	108.393	108.339
Admissions and recreational facilities use fees (partial).....	56	1102	12/08	165.917	167.253	167.738	160.403	159.584
Admissions and recreational facilities use fees, golf courses and country clubs.....	56	110201	12/08	130.461	131.034	130.915	115.109	114.289
Admissions and recreational facilities use fees, fitness and recreational sports centers.....	56	110202	12/08	153.169	153.169	153.169	153.169	153.169
Admissions and recreational facilities use fees, amusement and theme parks.....	56	110203	12/08	196.148	198.788	200.025	196.341	195.125
Recreational activity instruction fees (partial).....	56	2	12/08	123.016	123.016	123.016	123.110	123.110
Recreational activity instruction fees (partial).....	56	21	12/08	123.016	123.016	123.016	123.110	123.110
Recreational activity instruction fees (partial).....	56	2101	12/08	123.016	123.016	123.016	123.110	123.110
Recreational activity instruction fees (partial).....	56	210101	12/08	123.016	123.016	123.016	123.110	123.110
Gaming receipts (partial).....	56	3	12/08	112.551	112.985	111.103	111.354	111.371
Gaming receipts (partial).....	56	31	12/08	112.551	112.985	111.103	111.354	111.371
Gaming receipts (partial).....	56	3101	12/08	112.551	112.985	111.103	111.354	111.371
Gaming receipts (partial).....	56	310101	12/08	112.551	112.985	111.103	111.354	111.371
Wholesale trade services.....	57	—	06/09	155.920	155.939	157.610	157.779	157.255
Machinery and equipment and parts and supplies wholesaling.....	57	1	06/09	162.277	164.464	159.181	160.775	160.522
Machinery and equipment and parts and supplies wholesaling.....	57	11	06/09	162.277	164.464	159.181	160.775	160.522
Parts and supplies for machinery and equipment wholesaling.....	57	1102	03/09	180.302	189.909	184.543	189.300	188.190
Parts and supplies for machinery and equipment wholesaling.....	57	110201	03/09	180.302	189.909	184.543	189.300	188.190
Machinery and vehicle wholesaling.....	57	1103	05/19	123.254	120.417	116.110	116.137	116.048

See footnotes at end of table.

Table 9. Producer price indexes for commodity and service groupings and individual items, not seasonally adjusted — Continued
 [June 2023, Index base 1982=100, unless otherwise indicated]

Title	Commodity code		Other index base	Unadjusted index ¹				
	Group code	Item code		Feb. 2023	Mar. 2023 ^P	Apr. 2023 ^P	May 2023 ^P	June 2023 ^P
Machinery and vehicle wholesaling.....	57	110301	05/19	123.254	120.417	116.110	116.137	116.048
Professional and commercial equipment wholesaling.....	57	1104	05/19	99.889	104.929	101.874	102.233	102.956
Professional and commercial equipment wholesaling.....	57	110401	05/19	99.889	104.929	101.874	102.233	102.956
Furnishings wholesaling.....	57	2	03/09	143.096	144.632	145.943	138.785	138.693
Furnishings wholesaling.....	57	21	03/09	143.096	144.632	145.943	138.785	138.693
Furnishings wholesaling.....	57	2101	03/09	143.096	144.632	145.943	138.785	138.693
Furnishings wholesaling.....	57	210101	03/09	143.096	144.632	145.943	138.785	138.693
Building materials, paint, and hardware wholesaling.....	57	3	03/09	133.696	133.017	135.618	133.949	136.089
Building materials, paint, and hardware wholesaling.....	57	31	03/09	133.696	133.017	135.618	133.949	136.089
Building materials, paint, and hardware wholesaling.....	57	3101	03/09	133.696	133.017	135.618	133.949	136.089
Building materials, paint, and hardware wholesaling.....	57	310101	03/09	133.696	133.017	135.618	133.949	136.089
Metals, minerals, and ores wholesaling.....	57	4	03/09	276.916	305.605	311.910	298.115	301.955
Metals, minerals, and ores wholesaling.....	57	41	03/09	276.916	305.605	311.910	298.115	301.955
Metals, minerals, and ores wholesaling.....	57	4101	03/09	276.916	305.605	311.910	298.115	301.955
Metals, minerals, and ores wholesaling.....	57	410101	03/09	276.916	305.605	311.910	298.115	301.955
Chemicals and allied products wholesaling.....	57	5	03/09	130.309	127.214	131.097	131.772	134.059
Chemicals and allied products wholesaling.....	57	51	03/09	130.309	127.214	131.097	131.772	134.059
Chemicals and allied products wholesaling.....	57	5101	03/09	130.309	127.214	131.097	131.772	134.059
Chemicals and allied products wholesaling.....	57	510101	03/09	130.309	127.214	131.097	131.772	134.059
Paper and plastics products wholesaling.....	57	6	03/09	205.886	206.859	207.722	208.141	209.089
Paper and plastics products wholesaling.....	57	61	03/09	205.886	206.859	207.722	208.141	209.089
Paper and plastics products wholesaling.....	57	6101	03/09	205.886	206.859	207.722	208.141	209.089
Paper and plastics products wholesaling.....	57	610101	03/09	205.886	206.859	207.722	208.141	209.089
Apparel wholesaling.....	57	7	03/09	131.387	124.070	133.396	125.210	123.746
Apparel wholesaling.....	57	71	03/09	131.387	124.070	133.396	125.210	123.746
Apparel wholesaling.....	57	7101	03/09	131.387	124.070	133.396	125.210	123.746
Apparel wholesaling.....	57	710101	03/09	131.387	124.070	133.396	125.210	123.746
Food and alcohol wholesaling.....	57	8	06/09	135.045	135.817	140.154	143.411	140.166
Food and alcohol wholesaling.....	57	81	06/09	135.045	135.817	140.154	143.411	140.166
Food wholesaling.....	57	8101	03/09	130.913	132.027	136.617	140.382	136.931
Food wholesaling.....	57	810101	03/09	130.913	132.027	136.617	140.382	136.931
Alcohol wholesaling.....	57	8102	02/09	155.687	153.655	155.583	154.483	153.179
Alcohol wholesaling.....	57	810201	02/09	155.687	153.655	155.583	154.483	153.179
Other commodities wholesaling.....	57	9	03/09	153.762	149.610	156.803	155.499	153.805
Other commodities wholesaling.....	57	91	03/09	153.762	149.610	156.803	155.499	153.805
Other commodities wholesaling.....	57	9101	03/09	153.762	149.610	156.803	155.499	153.805
Other commodities wholesaling.....	57	910101	03/09	153.762	149.610	156.803	155.499	153.805
Retail trade services.....	58	—	06/09	154.049	154.533	153.609	154.295	154.571
Food and alcohol retailing.....	58	1	03/09	176.238	178.118	177.417	178.799	179.685
Food and alcohol retailing.....	58	11	03/09	176.238	178.118	177.417	178.799	179.685
Food retailing.....	58	1102	09/15	141.061	143.282	142.485	143.997	144.748
Food retailing.....	58	110201	09/15	141.061	143.282	142.485	143.997	144.748
Alcohol retailing.....	58	1103	09/15	130.038	127.147	128.036	126.628	127.040
Alcohol retailing.....	58	110301	09/15	130.038	127.147	128.036	126.628	127.040
Health and beauty care retailing, including optical goods.....	58	2	03/09	144.087	142.670	141.860	144.182	145.241
Health and beauty care retailing, including optical goods.....	58	21	03/09	144.087	142.670	141.860	144.182	145.241
Health and beauty care retailing, including optical goods.....	58	2101	03/09	144.087	142.670	141.860	144.182	145.241
Health and beauty care retailing, including optical goods.....	58	210101	03/09	144.087	142.670	141.860	144.182	145.241
Apparel, jewelry, footwear, and accessories retailing.....	58	3	06/09	127.841	129.822	125.633	127.401	124.718
Apparel, jewelry, footwear, and accessories retailing.....	58	31	06/09	127.841	129.822	125.633	127.401	124.718
Apparel, footwear, and accessories retailing.....	58	3101	03/09	123.269	125.617	120.864	122.680	119.384
Apparel, footwear, and accessories retailing.....	58	310101	03/09	123.269	125.617	120.864	122.680	119.384
Jewelry retailing.....	58	3102	03/09	138.924	137.955	138.484	139.611	141.762
Jewelry retailing.....	58	310201	03/09	138.924	137.955	138.484	139.611	141.762
Computer hardware, software, and supplies retailing.....	58	4	03/09	77.606	79.346	77.503	77.051	76.343
Computer hardware, software, and supplies retailing.....	58	41	03/09	77.606	79.346	77.503	77.051	76.343
Computer hardware, software, and supplies retailing.....	58	4101	03/09	77.606	79.346	77.503	77.051	76.343
Computer hardware, software, and supplies retailing.....	58	410101	03/09	77.606	79.346	77.503	77.051	76.343
TV, video, and photographic equipment and supplies retailing.....	58	5	03/09	49.425	53.475	55.535	49.624	51.588

See footnotes at end of table.

Table 9. Producer price indexes for commodity and service groupings and individual items, not seasonally adjusted — Continued
 [June 2023, Index base 1982=100, unless otherwise indicated]

Title	Commodity code		Other index base	Unadjusted index ¹				
	Group code	Item code		Feb. 2023	Mar. 2023 ^P	Apr. 2023 ^P	May 2023 ^P	June 2023 ^P
TV, video, and photographic equipment and supplies retailing.	58	51	03/09	49.425	53.475	55.535	49.624	51.588
TV, video, and photographic equipment and supplies retailing.	58	5101	03/09	49.425	53.475	55.535	49.624	51.588
TV, video, and photographic equipment and supplies retailing.	58	510101	03/09	49.425	53.475	55.535	49.624	51.588
Automobiles and automobile parts retailing.	58	6	06/09	179.720	182.086	179.052	175.035	178.395
Automobiles and automobile parts retailing.	58	61	06/09	179.720	182.086	179.052	175.035	178.395
Automobile retailing (Partial).	58	6101	03/09	194.061	198.792	196.869	190.561	195.332
Automobile retailing (Partial).	58	610101	03/09	194.061	198.792	196.869	190.561	195.332
Automotive parts, including tires, retailing.	58	6102	03/09	156.138	153.145	147.371	148.451	148.720
Automotive parts, including tires, retailing.	58	610201	03/09	156.138	153.145	147.371	148.451	148.720
RVs, trailers, and campers retailing.	58	8	03/09	126.353	137.885	134.796	147.285	149.489
RVs, trailers, and campers retailing.	58	81	03/09	126.353	137.885	134.796	147.285	149.489
RVs, trailers, and campers retailing.	58	8101	03/09	126.353	137.885	134.796	147.285	149.489
RVs, trailers, and campers retailing.	58	810101	03/09	126.353	137.885	134.796	147.285	149.489
Sporting goods, including boats, retailing.	58	9	03/09	121.870	123.227	126.466	121.816	118.017
Sporting goods, including boats, retailing.	58	91	03/09	121.870	123.227	126.466	121.816	118.017
Sporting goods, including boats, retailing.	58	9101	03/09	121.870	123.227	126.466	121.816	118.017
Sporting goods, including boats, retailing.	58	910101	03/09	121.870	123.227	126.466	121.816	118.017
Lawn, garden, and farm equipment and supplies retailing.	58	A	03/09	155.239	174.466	177.135	173.403	175.224
Lawn, garden, and farm equipment and supplies retailing.	58	A1	03/09	155.239	174.466	177.135	173.403	175.224
Lawn, garden, and farm equipment and supplies retailing.	58	A101	03/09	155.239	174.466	177.135	173.403	175.224
Lawn, garden, and farm equipment and supplies retailing.	58	A10101	03/09	155.239	174.466	177.135	173.403	175.224
Furniture retailing.	58	B	03/09	149.291	145.355	148.364	149.802	148.807
Furniture retailing.	58	B1	03/09	149.291	145.355	148.364	149.802	148.807
Furniture retailing.	58	B101	03/09	149.291	145.355	148.364	149.802	148.807
Furniture retailing.	58	B10101	03/09	149.291	145.355	148.364	149.802	148.807
Flooring and floor coverings retailing.	58	C	03/09	131.214	132.457	132.375	131.765	129.758
Flooring and floor coverings retailing.	58	C1	03/09	131.214	132.457	132.375	131.765	129.758
Flooring and floor coverings retailing.	58	C101	03/09	131.214	132.457	132.375	131.765	129.758
Flooring and floor coverings retailing.	58	C10101	03/09	131.214	132.457	132.375	131.765	129.758
Hardware and building materials and supplies retailing.	58	D	03/09	157.863	160.184	160.189	159.086	160.426
Hardware and building materials and supplies retailing.	58	D1	03/09	157.863	160.184	160.189	159.086	160.426
Hardware and building materials and supplies retailing.	58	D101	03/09	157.863	160.184	160.189	159.086	160.426
Hardware and building materials and supplies retailing.	58	D10101	03/09	157.863	160.184	160.189	159.086	160.426
Major household appliance retailing.	58	E	03/09	142.681	130.310	136.765	131.086	129.024
Major household appliance retailing.	58	E1	03/09	142.681	130.310	136.765	131.086	129.024
Major household appliance retailing.	58	E101	03/09	142.681	130.310	136.765	131.086	129.024
Major household appliance retailing.	58	E10101	03/09	142.681	130.310	136.765	131.086	129.024
Fuels and lubricants retailing.	58	F	06/09	287.449	251.662	251.153	280.167	273.428
Fuels and lubricants retailing.	58	F1	06/09	287.449	251.662	251.153	280.167	273.428
Automotive fuels and lubricants retailing.	58	F101	03/09	367.039	312.205	314.650	352.943	344.908
Automotive fuels and lubricants retailing.	58	F10101	03/09	367.039	312.205	314.650	352.943	344.908
Household fuels retailing.	58	F102	03/09	182.421	182.504	174.459	189.768	184.070
Household fuels retailing.	58	F10201	03/09	182.421	182.504	174.459	189.768	184.070
Cleaning supplies and paper products retailing.	58	G	03/09	192.973	192.795	204.440	200.585	205.621
Cleaning supplies and paper products retailing.	58	G1	03/09	192.973	192.795	204.440	200.585	205.621
Cleaning supplies and paper products retailing.	58	G101	03/09	192.973	192.795	204.440	200.585	205.621
Cleaning supplies and paper products retailing.	58	G10101	03/09	192.973	192.795	204.440	200.585	205.621
Book retailing.	58	H	03/09	134.212	133.095	133.164	133.303	135.521
Book retailing.	58	H1	03/09	134.212	133.095	133.164	133.303	135.521
Book retailing.	58	H101	03/09	134.212	133.095	133.164	133.303	135.521
Book retailing.	58	H10101	03/09	134.212	133.095	133.164	133.303	135.521
Other merchandise retailing (partial).	58	I	03/09	136.665	141.150	141.908	138.977	139.757
Other merchandise retailing (partial).	58	I1	03/09	136.665	141.150	141.908	138.977	139.757
Other merchandise retailing (partial).	58	I101	03/09	136.665	141.150	141.908	138.977	139.757
Other merchandise retailing (partial).	58	I10101	03/09	136.665	141.150	141.908	138.977	139.757
Metal treatment services.	59	—	12/84	228.723	229.012	230.597	231.443	231.141
Metal treatment services.	59	1	12/84	228.723	229.012	230.597	231.443	231.141
Metal treatment services.	59	11	12/84	228.723	229.012	230.597	231.443	231.141
Metal plating and polishing.	59	1101	12/84	250.014	250.014	250.014	250.014	254.334

See footnotes at end of table.

Table 9. Producer price indexes for commodity and service groupings and individual items, not seasonally adjusted — Continued
 [June 2023, Index base 1982=100, unless otherwise indicated]

Title	Commodity code		Other index base	Unadjusted index ¹				
	Group code	Item code		Feb. 2023	Mar. 2023 ^p	Apr. 2023 ^p	May 2023 ^p	June 2023 ^p
Metal plating and polishing.....	59	110111	12/84	250.014	250.014	250.014	250.014	254.334
Metal coating and allied services.....	59	1102	12/84	218.048	217.124	218.536	220.081	217.475
Metal coating and allied services.....	59	110222	12/84	218.048	217.124	218.536	220.081	217.475
Metal heat treating.....	59	1103	06/85	196.487	200.044	203.669	203.669	203.669
Metal heat treating.....	59	110349	06/06	155.419	158.232	161.099	161.099	161.099
Mining services.....	60	—	06/85	263.198	266.046	264.240	263.412	262.410
Mining services.....	60	1	06/85	263.198	266.046	264.240	263.412	262.410
Mining services.....	60	11	06/85	263.198	266.046	264.240	263.412	262.410
Support activities for coal mining.....	60	1102	06/85	212.357	211.708	211.743	211.428	211.428
Support activities for coal mining.....	60	110201	06/85	212.357	211.708	211.743	211.428	211.428
Drilling oil and gas wells services.....	60	1103	12/85	405.663	405.663	405.471	405.471	399.799
Drilling oil and gas wells services.....	60	110301	12/85	405.663	405.663	405.471	405.471	399.799
Support activities for oil and gas operations.....	60	1104	12/85	218.895	222.166	220.015	219.052	218.930
Support activities for oil and gas operations.....	60	110401	12/85	218.895	222.166	220.015	219.052	218.930
Metal and nonmetallic minerals mining services.....	60	1106	05/23	—	—	—	100.000	100.000
Metal and nonmetallic minerals mining services.....	60	110601	05/23	—	—	—	100.000	100.000
Metal mining services.....	60	1106011	12/85	274.331	277.139	280.126	280.127	—
Contract work on textile products, apparel, and leather.....	61	—	06/10	136.835	137.700	137.730	138.256	138.379
Contract work on textile products and apparel.....	61	1	06/10	136.923	137.807	137.838	138.376	138.501
Contract work on textile products and apparel.....	61	11	06/10	136.923	137.807	137.838	138.376	138.501
Contract work on textile products.....	61	1102	06/87	240.520	243.551	243.659	243.626	244.043
Commission finishing of broadwoven fabrics.....	61	110201	06/87	268.044	271.500	271.637	271.599	272.075
Commission finishing of cotton broadwoven fabrics.....	61	1102011	06/08	189.809	190.805	191.353	191.228	191.250
Other commission finishing of broadwoven fabrics (excl. cotton & wool).....	61	1102012	06/08	204.631	207.604	207.604	207.598	208.034
Commission knit or knit & finishing of weft & warp knit fabric.....	61	110204	12/94	138.179	138.179	137.886	137.886	137.886
Contract work on apparel.....	61	1103	06/87	146.602	146.602	146.602	147.847	147.847
Contract work on women's, girls' and infants' apparel.....	61	11031	12/11	113.423	113.423	—	—	—
Contract work on women's, girls', and infants' nontailored coats, jackets, & other outerwear.....	61	110313	06/07	120.298	120.298	—	—	—
Contract work on men's and boys' (including unisex) apparel.....	61	11032	12/11	125.106	125.106	125.106	127.672	127.672
Contract work on men's and boys' pants, work apparel, and other outerwear.....	61	110321	06/07	122.095	122.095	122.095	122.095	122.095
Contract work on men's and boys' shirts, tailored suits/coats/jackets, & underwear/nightwear.....	61	110323	06/07	136.201	136.201	—	—	—
Contract & commission receipts for tanning or finishing leather owned by others.....	61	2	06/11	131.309	131.309	131.273	131.273	131.273
Contract & commission receipts for tanning or finishing leather owned by others.....	61	21	06/11	131.309	131.309	131.273	131.273	131.273
Contract and commission receipts for tanning or finishing leather owned by others.....	61	2101	12/97	173.138	173.138	173.091	173.091	173.091
Contract and commission receipts for tanning or finishing leather owned by others.....	61	210101	12/97	173.138	173.138	173.091	173.091	173.091
Construction (partial).....	80	—	06/09	165.239	165.488	165.120	165.519	165.534
New nonresidential building construction.....	80	1	06/09	175.277	175.480	175.026	175.199	175.189
New nonresidential building construction.....	80	11	06/09	175.277	175.480	175.026	175.199	175.189
New warehouse building construction.....	80	1101	12/04	234.827	234.403	233.785	234.730	235.119
New warehouse building construction.....	80	110101	12/04	234.827	234.403	233.785	234.730	235.119
New school building construction.....	80	1102	12/05	227.142	227.548	226.683	226.639	226.610
New school building construction.....	80	110201	12/05	227.142	227.548	226.683	226.639	226.610
New office building construction.....	80	1103	06/06	207.002	207.476	207.942	208.108	207.990
New office building construction.....	80	110301	06/06	207.002	207.476	207.942	208.108	207.990
New industrial building construction.....	80	1104	06/07	194.821	195.114	192.981	193.063	193.126
New industrial building construction.....	80	110401	06/07	194.821	195.114	192.981	193.063	193.126
New health care building construction.....	80	1105	06/12	160.098	160.333	159.751	159.739	159.545
New health care building construction.....	80	110501	06/12	160.098	160.333	159.751	159.739	159.545
Maintenance and repair of nonresidential buildings (partial).....	80	2	04/09	144.292	144.906	144.990	146.966	147.150
Maintenance and repair of nonresidential buildings (partial).....	80	21	04/09	144.292	144.906	144.990	146.966	147.150
Maintenance and repair of nonresidential buildings (partial).....	80	2101	04/09	144.292	144.906	144.990	146.966	147.150
Maintenance and repair of nonresidential buildings (partial).....	80	210101	04/09	144.292	144.906	144.990	146.966	147.150

¹ All indexes are subject to revision for 4 months after their originally scheduled publication to incorporate late reports and corrections by survey respondents.

² Due to incomplete coverage of the services sector, some services indexes in this table reflect only a portion of their wherever-provided output. These indexes are flagged using the term "partial" at the end of their titles. For more information regarding wherever-provided services indexes, go to <https://www.bls.gov/ppi/wepnotice.htm>. This webpage includes methodology documentation, a table identifying missing coverage areas for those indexes with incomplete coverage, and a concordance table between wherever-provided services indexes and Census product codes.

p Preliminary

"—" Data not available.

Table 10. Producer price indexes and percentage changes for net output of selected industries and industry groups, not seasonally adjusted
 [June 2023]

Title ¹	Index base	Industry code	Unadjusted index ²					Unadjusted 1-month percent change ²	Unadjusted 12-month percent change ²
			Feb. 2023	Mar. 2023 ^P	Apr. 2023 ^P	May 2023 ^P	June 2023 ^P	May to June ^P	June 2022 to June 2023 ^P
Total mining, utilities, and manufacturing industries.....	12/06	AMUM--	156.974	156.436	155.561	153.714	154.310	0.4	-7.7
Total mining industries.....	12/84	OMIN--	231.311	215.308	220.862	209.320	202.072	-3.5	-38.0
Oil and gas extraction.....	12/85	211--	212.083	187.059	194.983	178.020	167.247	-6.1	-55.4
Mining (except oil & gas).....	12/03	212--	329.009	328.266	333.039	331.042	329.422	-0.5	0.9
Mining support activities.....	06/09	213--	124.435	125.636	124.771	124.304	123.797	-0.4	3.5
Utilities.....	12/03	221--	185.612	183.305	174.484	170.122	179.069	5.3	-15.0
Total manufacturing industries.....	12/84	OMFG--	249.308	248.963	248.619	246.106	245.830	-0.1	-6.3
Food mfg.....	12/84	311--	252.191	254.254	253.459	252.555	252.593	0.0	-1.3
Beverage & tobacco mfg.....	12/03	312--	195.992	196.173	195.805	199.319	199.650	0.2	10.3
Textile mills.....	12/84	313--	171.325	170.935	170.726	169.957	169.896	0.0	-2.9
Textile product mills.....	12/03	314--	158.363	158.346	158.753	158.530	158.315	-0.1	3.5
Apparel manufacturing.....	12/03	315--	126.570	126.594	126.613	127.148	127.309	0.1	3.1
Leather and allied product manufacturing.....	12/84	316--	199.546	199.801	200.175	200.109	200.271	0.1	4.2
Wood product manufacturing.....	12/03	321--	186.508	185.634	185.018	185.375	184.772	-0.3	-11.4
Paper manufacturing.....	12/03	322--	188.222	186.912	186.161	185.664	184.956	-0.4	2.3
Printing and related support activities.....	12/03	323--	158.214	158.779	158.538	158.547	158.570	0.0	5.9
Petroleum and coal products manufacturing.....	12/84	324--	390.289	380.578	376.039	349.380	347.070	-0.7	-38.4
Chemical mfg.....	12/84	325--	361.913	362.241	363.288	361.932	359.978	-0.5	-2.2
Plastics and rubber products mfg.....	12/84	326--	252.994	252.783	252.702	252.047	251.000	-0.4	-0.1
Nonmetallic mineral product mfg.....	12/84	327--	283.366	284.723	285.425	286.149	287.010	0.3	9.9
Primary metal mfg.....	12/84	331--	294.839	296.086	298.831	307.667	305.050	-0.9	-12.5
Fabricated metal product mfg.....	12/84	332--	274.939	276.434	278.622	278.689	278.822	0.0	2.8
Machinery mfg.....	12/03	333--	175.628	176.704	177.315	177.674	177.856	0.1	6.3
Computer & electronic product mfg.....	12/03	334--	98.890	98.991	99.005	98.794	98.886	0.1	2.5
Electrical equipment, appliance & component mfg.....	12/03	335--	195.565	195.864	196.588	197.084	197.978	0.5	5.5
Transportation equipment mfg.....	12/03	336--	138.886	139.117	139.278	139.494	139.596	0.1	2.9
Furniture & related product mfg.....	12/84	337--	267.861	268.527	268.122	268.667	268.490	-0.1	4.2
Miscellaneous mfg.....	12/03	339--	143.318	143.766	143.815	144.793	145.304	0.4	4.4
Material recyclers.....	12/86	429930	425.698	452.064	443.558	426.948	390.035	-8.6	-19.4
Total trade industries.....	12/06	ATRADE	171.877	172.243	172.603	172.954	172.848	-0.1	0.9
Total wholesale trade industries.....	12/06	AWHLTR	182.646	182.751	184.548	184.442	184.163	-0.2	1.8
Merchant wholesalers, durable goods.....	06/04	423--	194.393	197.798	195.084	193.757	194.137	0.2	0.3
Merchant wholesalers, nondurable goods.....	06/05	424--	201.193	197.998	204.660	205.708	204.750	-0.5	3.3
Total retail trade industries.....	12/06	ARETTR	161.529	162.261	160.895	161.797	161.885	0.1	-0.4
Motor vehicle and parts dealers.....	12/03	441--	190.207	191.426	190.122	189.786	192.295	1.3	-9.8
Bldg material and garden equip and supp dealers.....	12/03	444--	206.939	208.725	208.299	204.658	204.263	-0.2	-9.5
Food and beverage stores.....	12/99	445--	256.384	259.315	260.024	259.423	262.657	1.2	9.2
Furniture, home furnishings, electronics, and appliance retailers.....	12/22	449--	107.250	107.746	103.732	102.292	102.424	0.1	-
General merchandise retailers.....	12/03	455--	151.872	155.866	155.440	156.938	155.634	-0.8	5.8
Health and personal care retailers.....	12/03	456--	144.001	145.453	147.643	146.836	147.194	0.2	0.2
Gasoline stations and fuel dealers.....	12/22	457--	90.995	83.655	83.041	91.054	90.399	-0.7	-
Clothing and clothing accessories retailers.....	12/03	458--	157.547	157.817	149.345	150.795	147.721	-2.0	4.4
Sporting goods and hobby retailers.....	12/03	4591--	122.692	123.052	125.374	130.745	124.834	-4.5	2.1
Book retailers and news dealers.....	12/03	4592--	130.759	133.616	133.009	134.025	133.718	-0.2	1.7
Office supplies, stationary, and gift retailers.....	12/03	4594--	174.410	174.173	179.832	174.411	167.601	-3.9	-0.8
Transportation and warehousing industries.....	12/06	ATRNWR	170.160	171.149	167.691	167.169	166.870	-0.2	-3.8
Transportation industries.....	12/06	ATRANS	162.444	163.726	159.706	159.674	159.484	-0.1	-5.7
Air transportation.....	12/92	481--	263.189	272.118	272.044	263.798	272.960	3.5	-2.6
Rail transportation.....	12/96	482--	232.367	231.944	231.485	229.385	228.593	-0.3	-0.4
Water transportation.....	12/03	483--	198.656	194.642	194.344	195.278	196.214	0.5	3.0
Truck transportation.....	12/03	484--	193.339	194.625	185.833	188.807	185.459	-1.8	-8.5
Pipeline transportation.....	05/22	486--	108.195	108.195	107.067	107.297	105.975	-1.2	6.0
Transportation support activities.....	12/03	488--	142.725	140.036	138.408	137.960	139.066	0.8	-8.8
Delivery and warehouse industries.....	12/06	ADLVWR	205.808	205.399	204.774	202.203	201.300	-0.4	6.1
U.S. Postal Service.....	06/89	491--	281.228	281.228	281.228	281.228	281.228	0.0	10.0
Couriers and messengers.....	12/03	492--	308.190	307.441	305.612	303.505	302.816	-0.2	3.4
Warehousing and storage.....	12/06	493--	148.353	147.739	147.723	140.322	137.653	-1.9	6.2
Services less trade, transportation, and warehousing ³	12/06	ATTDSV	138.638	138.455	139.246	139.322	139.881	0.4	5.5
Information.....	12/06	AINFO-	110.025	110.268	110.390	110.410	110.588	0.2	2.6
Publishing industries.....	12/22	513--	102.643	102.919	102.716	102.908	103.396	0.5	-
Broadcasting, except internet.....	12/03	516--	124.769	122.010	124.713	126.859	124.516	-1.8	-7.6

See footnotes at end of table.

Table 10. Producer price indexes and percentage changes for net output of selected industries and industry groups, not seasonally adjusted — Continued
 [June 2023]

Title ¹	Index base	Industry code	Unadjusted index ²					Unadjusted 1-month percent change ²	Unadjusted 12-month percent change ²
			Feb. 2023	Mar. 2023 ^p	Apr. 2023 ^p	May 2023 ^p	June 2023 ^p	May to June ^p	June 2022 to June 2023 ^p
Information - Continued									
Telecommunications.....	12/03	517--	107.525	108.171	108.354	107.902	108.139	0.2	4.7
Data processing and related services.....	12/03	5182--	113.858	114.088	114.049	114.139	114.377	0.2	1.1
Selected health care industries.....									
Offices of physicians.....	12/06	ASHC--	138.968	139.204	139.669	139.872	139.960	0.1	2.5
Offices of dentists.....	12/96	6211--	143.549	143.709	143.724	143.850	143.844	0.0	0.6
Medical and diagnostic laboratories.....	06/10	6212--	130.937	131.053	131.053	131.053	131.066	0.0	3.2
Home health care services.....	12/03	6215--	103.670	103.715	103.715	103.715	103.715	0.0	0.0
Blood and organ banks.....	12/96	6216--	159.087	159.578	160.712	160.712	160.712	0.0	4.4
Hospitals.....	06/06	621991	129.814	129.300	129.428	130.677	130.818	0.1	5.0
Nursing care facilities.....	12/92	622--	226.400	226.784	228.021	228.546	228.940	0.2	2.6
Residential developmental disability homes.....	12/03	6231--	174.952	175.658	175.675	175.544	174.718	-0.5	6.2
Residential developmental disability homes.....	12/03	62321-	216.812	217.396	217.327	217.327	217.327	0.0	6.8
Other selected services less trade, transportation, and warehousing industries.....									
Depository credit intermediation.....	12/06	ASTDSV	145.404	144.914	146.049	146.106	146.959	0.6	7.3
Security, commodity contracts and like activity.....	12/03	5221--	136.974	132.175	135.804	135.097	136.424	1.0	30.4
Insurance carriers and related activities.....	12/03	523--	249.736	245.108	249.866	250.999	250.286	-0.3	14.8
Lessors of nonres bldg (exc miniwarehouse).....	12/03	524--	149.950	150.073	150.290	150.502	151.411	0.6	3.7
Lessors of miniwarehouse and self storage units.....	12/03	53112-	134.982	132.477	136.105	136.073	137.667	1.2	4.7
Offices of real estate agents and brokers.....	12/03	53113-	194.204	193.697	195.450	195.288	197.278	1.0	7.7
Real estate property managers.....	12/03	5312--	183.337	183.309	182.937	184.873	187.380	1.4	2.4
Offices of real estate appraisers.....	12/03	53131-	127.352	126.711	127.705	128.267	128.196	-0.1	2.4
Automotive equipment rental and leasing.....	12/03	531320	116.456	115.942	114.282	112.391	111.889	-0.4	-5.7
Other heavy machinery rental and leasing.....	06/01	5321--	150.595	154.099	152.134	149.190	152.532	2.2	-5.7
Legal services.....	12/03	532412	138.106	138.133	138.368	138.343	138.205	-0.1	6.8
Offices of certified public accountants.....	12/96	5411--	270.334	270.025	270.652	270.371	270.389	0.0	6.0
Other accounting services.....	12/03	541211	138.130	137.624	139.311	139.832	139.932	0.1	7.3
Architectural, engineering and related services.....	12/03	541219	148.810	151.461	150.542	150.542	150.542	0.0	1.0
Management and technical consulting services.....	12/96	5413--	187.915	188.012	188.609	188.626	188.626	0.0	3.0
Advertising agencies.....	06/06	5416--	129.123	126.869	129.187	129.955	130.690	0.6	3.1
Employment services.....	12/03	54181-	123.632	123.967	123.961	123.959	123.841	-0.1	0.8
Travel agencies.....	12/96	5613--	159.102	159.900	160.664	160.734	160.352	-0.2	0.7
Security guards and patrol services.....	12/03	56151-	104.682	104.490	105.052	105.161	105.507	0.3	3.3
Janitorial services.....	12/04	561612	153.383	153.895	154.005	157.195	157.291	0.1	7.2
Waste collection.....	12/03	56172-	136.553	136.731	138.018	137.651	138.002	0.3	2.4
Amusement and theme parks.....	12/03	5621--	177.636	181.072	183.002	182.836	182.290	-0.3	11.5
Golf courses and country clubs.....	06/06	71311-	210.792	213.078	214.568	211.513	210.652	-0.4	3.9
Fitness and recreational sports centers.....	12/05	71391-	160.484	160.986	161.055	157.049	157.973	0.6	9.7
Accommodation.....	12/04	71394-	117.024	116.849	116.849	116.832	116.722	-0.1	4.3
Commercial machinery repair and maintenance.....	12/96	721--	186.536	197.262	195.509	192.066	200.951	4.6	2.9
Commercial machinery repair and maintenance.....	06/06	8113--	180.695	184.308	185.853	185.989	185.992	0.0	10.1

¹ Indexes in this table are derived from the net-output-weighted industry price indexes. Because of differences in coverage and aggregation methodology, they will generally not match the movements of similarly titled indexes which are derived from traditional commodity groupings.

² All indexes are subject to revision for 4 months after their originally scheduled publication to incorporate late reports and corrections by survey respondents.

³ Formerly titled "Total traditional service industries."

p Preliminary

-- Data not available.

Table 11. Producer price indexes for net output of selected industries and their products, not seasonally adjusted
[June 2023]

Title ¹	Industry code	Product code	Index base	Unadjusted index ²					
				Feb. 2023	Mar. 2023 ^P	Apr. 2023 ^P	May 2023 ^P	June 2023 ^P	
Logging.....	1133		12/81	217.647	214.328	212.872	212.806	213.997	
Logging.....	11331		12/81	217.647	214.327	212.872	212.806	213.997	
Logging.....	113310		12/81	217.778	214.456	213.000	212.934	214.126	
Primary products.....		113310-P	12/81	226.364	222.912	221.397	221.329	222.568	
Secondary products and miscellaneous receipts.....		113310-SM							
Mining									
Total mining industries.....			12/84	231.311	215.308	220.862	209.320	202.072	
Oil and gas extraction.....	211		12/85	212.083	187.059	194.983	178.020	167.247	
Oil and gas extraction.....	2111		12/85	212.083	187.059	194.983	178.020	167.247	
Crude petroleum and natural gas extraction.....	211111		06/02	216.139	192.478	205.614	189.218	177.881	
Primary products.....		211111-P	06/84	190.381	169.540	181.110	166.669	156.682	
Crude petroleum.....		211111-1	06/84	230.718	214.255	238.276	214.364	201.622	
Natural gas (from the wellhead).....		211111-3	06/84	103.508	78.450	69.133	71.288	66.857	
Natural gas liquids extraction.....	211112		06/02	187.503	155.760	136.321	116.661	109.009	
Primary products.....		211112-P	06/02	186.661	155.060	135.708	116.136	108.519	
Natural gas liquids.....		211112-1	06/84	197.054	174.428	157.380	132.263	120.691	
Isopentane and natural gasoline.....		211112-11	06/84	275.440	259.550	266.765	242.014	221.996	
Propane.....		211112-12	06/84	174.653	167.963	145.887	113.452	95.845	
Butane.....		211112-13	06/84	221.285	161.574	136.808	101.968	78.223	
Plant condensate, ethane, gas mixtures, and other natural gas liquids.....		211112-14	06/96	183.965	163.837	145.293	125.215	120.961	
Residue gas shipped from natural gas liquids plants.....		211112-3	06/84	145.617	99.611	77.788	71.383	72.465	
Mining (except oil & gas).....	212		12/03	329.009	328.266	333.039	331.042	329.422	
Coal mining.....	2121		12/85	297.356	286.094	297.964	303.156	307.288	
Coal mining.....	21211		12/01	320.363	308.229	321.017	326.611	331.063	
Coal mining.....	212110		12/22	103.636	99.699	103.848	105.632	107.076	
Primary products.....		212110-P	12/22	103.594	99.647	103.807	105.562	107.010	
Coal, utility sold.....		212110-1	12/22	104.568	100.087	104.966	107.214	109.426	
Bituminous coal and lignite surface mining (utility sold).....		212110-11	12/01	224.152	201.874	211.961	215.402	217.136	
Raw bituminous and lignite from surface mining operations (utility sold).....		212110-111	12/01	205.481	198.823	199.933	201.042	197.874	
Processed bituminous coal and lignite surface operations (utility sold).....		212110-113	12/01	230.697	203.666	216.472	220.624	223.827	
Bituminous coal underground mining (utility sold).....		212110-12	12/01	449.050	444.011	465.375	476.573	489.447	
Raw bituminous coal shipped from underground mining operations (utility sold).....		212110-121	12/22	104.521	107.558	103.459	109.716	105.628	
Processed bituminous coal shipped from underground mines (utility sold).....		212110-123	12/01	510.174	501.603	532.007	542.262	561.676	
Coal exports.....		212110-4	12/22	99.323	96.333	95.919	95.939	96.511	
Coal non-utility sold (including anthracite).....		212110-5	12/79	434.997	438.342	452.716	447.542	420.720	
Secondary products and miscellaneous receipts.....		212110-SM							
Metal ore mining.....	2122		12/84	433.994	444.361	447.518	435.808	424.456	
Iron ore mining.....	21221		12/84	216.893	215.758	213.019	189.294	189.294	
Iron ore mining.....	212210		12/84	216.893	215.758	213.019	189.294	189.294	
Primary products.....		212210-P	12/84	222.098	220.935	218.131	193.836	193.836	
Iron ore (including crude, concentrates, agglomerates and pellets).....		212210-0	12/97	230.252	229.047	226.139	200.953	200.953	
Copper, nickel, lead & zinc mining.....	21223		06/88	452.930	441.982	439.063	416.842	–	
Copper, nickel, lead and zinc mining.....	212230		06/88	466.595	455.313	452.287	429.393	–	
Primary products.....		212230-P	12/03	415.381	403.940	393.709	372.669	–	
Secondary products and miscellaneous receipts.....		212230-SM							
Other metal ore mining.....	21229		12/85	927.103	1,036.091	1,064.987	–	–	
Other metal ore mining.....	212290		12/85	3,060.310	3,420.073	3,515.458	–	–	
Primary products.....		212290-P	12/03	2,364.948	2,643.005	2,716.727	–	–	
Other metal ores, including uranium.....		212290-1	12/03	2,364.948	2,643.005	2,716.727	–	–	
Nonmetallic mineral mining & quarrying.....	2123		12/84	375.177	374.946	376.207	375.840	376.538	
Stone mining & quarrying.....	21231		12/84	416.452	417.327	415.912	416.528	418.371	
Dimension stone mining and quarrying.....	212311		06/85	313.003	313.003	313.003	328.418	328.418	
Primary products.....		212311-P	06/85	301.317	301.317	301.317	316.711	316.711	
Dimension stone.....		212311-0	06/85	301.317	301.317	301.317	316.711	316.711	
Secondary products and miscellaneous receipts.....		212311-SM							
Crushed and broken limestone mining.....	212312		12/83	425.198	426.556	425.524	425.522	428.450	
Primary products.....		212312-P	12/83	431.668	433.095	432.005	432.003	435.096	
Crushed and broken limestone.....		212312-0	12/83	431.668	433.095	432.005	432.003	435.096	
Secondary products and miscellaneous receipts.....		212312-SM							

See footnotes at end of table.

Table 11. Producer price indexes for net output of selected industries and their products, not seasonally adjusted — Continued
 [June 2023]

Title ¹	Industry code	Product code	Index base	Unadjusted index ²				
				Feb. 2023	Mar. 2023 ^p	Apr. 2023 ^p	May 2023 ^p	June 2023 ^p
Crushed and broken granite mining.....	212313		12/83	548.495	546.508	560.144	560.259	560.259
Primary products.....		212313-P	12/83	548.135	546.148	559.784	559.899	559.899
Crushed and broken granite.....		212313-0	12/83	548.135	546.148	559.784	559.899	559.899
Secondary products and miscellaneous receipts.....		212313-SM						
Other crushed and broken stone mining.....	212319		12/83	355.509	356.986	343.492	343.492	343.492
Primary products.....		212319-P	12/83	363.594	365.183	350.667	350.667	350.667
Bituminous limestone and sandstone, and other crushed and broken stone.....		212319-0	12/83	363.594	365.183	350.667	350.667	350.667
Secondary products and miscellaneous receipts.....		212319-SM						
Sand/gravel/clay/refractory minerals mining.....	21232		12/03	240.839	239.428	242.415	244.877	244.912
Construction sand and gravel mining.....	212321		06/82	487.931	484.492	491.516	497.621	497.851
Primary products.....		212321-P	06/82	496.263	493.352	500.742	507.127	507.542
Construction sand and gravel (run of pit/bank, washed, screened, etc).....		212321-0	06/82	496.263	493.352	500.742	507.127	507.542
Construction sand and gravel, Midwest.....		212321-02	12/12	188.151	185.746	190.575	194.083	194.083
Construction sand and gravel, West.....		212321-04	12/12	169.344	168.824	170.951	173.208	173.499
Secondary products and miscellaneous receipts.....		212321-SM						
Miscellaneous receipts.....		212321-M	06/82	460.630	460.630	472.861	472.861	472.861
Kaolin, clay, and ceramic and refractory minerals mining.....	212323		12/22	108.574	108.463	108.934	109.037	108.909
Primary products.....		212323-P	12/22	108.575	108.464	108.935	109.038	108.910
Kaolin and ball clay.....		212323-1	06/84	281.061	281.061	281.061	281.061	281.061
Bentonite.....		212323-2	06/84	225.837	225.837	229.817	229.817	229.817
Secondary products and miscellaneous receipts.....		212323-SM						
Other nonmetallic mineral mining & quarrying.....	21239		12/84	296.057	296.711	297.982	289.122	288.567
Other nonmetallic mineral mining and quarrying.....	212390		12/22	101.245	101.469	101.903	98.874	98.684
Primary products.....		212390-P	12/22	101.245	101.469	101.903	98.873	98.684
Rock salt.....		212390-5	12/84	420.820	420.820	420.820	421.501	421.501
All other nonmetallic minerals, including gypsum.....		212390-9	06/85	373.793	401.224	411.163	366.453	374.367
Secondary and miscellaneous.....		212390-SM						
Mining support activities.....	213		06/09	124.435	125.636	124.771	124.304	123.797
Mining support activities.....	2131		06/09	124.435	125.636	124.771	124.304	123.797
Mining support activities.....	21311		06/09	124.435	125.636	124.771	124.304	123.797
Drilling oil and gas wells.....	213111		12/85	402.270	402.270	402.113	402.113	396.286
Primary services.....		213111-P	12/85	399.537	399.537	399.381	399.381	393.594
Oil and gas well directional drilling control.....		213111-03	12/03	145.702	145.702	144.922	144.922	144.143
Drilling oil and gas wells, including drilling in, spudding in or tailing in.....		213111-04	12/85	392.234	392.234	392.234	392.234	385.617
Reworking oil and gas wells.....		213111-05	12/92	392.689	392.689	392.689	392.689	392.689
Support activities for oil and gas operations.....		213112	12/85	214.757	217.602	215.475	214.361	214.178
Primary services.....		213112-P	12/85	216.647	220.030	217.791	216.885	216.724
Oil and gas field support services.....		213112-0	12/85	216.647	220.030	217.791	216.885	216.724
Secondary products and miscellaneous receipts.....		213112-SM						
Support activities for coal mining.....		213113	06/85	210.482	209.839	209.873	209.561	209.561
Primary services.....		213113-P	06/85	212.301	211.652	211.687	211.373	211.373
Coal mining services.....		213113-0	06/85	212.301	211.652	211.687	211.373	211.373
Support activities for metal and nonmetallic minerals mining.....		213118	05/23	-	-	-	100.000	100.000
Primary services.....		213118-P	05/23	-	-	-	100.000	100.000
Support activities for metal and nonmetallic minerals mining.....		213118-1	05/23	-	-	-	100.000	100.000
Metal mining services.....		213118-11	12/85	274.725	277.537	280.529	280.529	-
Utilities.....	221		12/03	185.612	183.305	174.484	170.122	179.069
Electric power generation, transmission, and distribution.....	2211		12/03	178.764	179.130	170.825	166.954	178.343
Electric power generation.....	22111		12/03	165.288	175.338	155.221	135.312	148.392
Electric power generation.....	221110		12/03	165.241	175.293	155.175	135.265	148.345
Primary products.....		221110-P	12/03	169.932	180.521	159.487	138.642	152.300
Utilities.....		221110-4	12/03	184.556	178.204	174.062	156.499	161.155
Non-utilities.....		221110-5	12/03	144.505	169.884	134.843	112.461	133.411
Secondary products and miscellaneous receipts.....		221110-SM						
Electric power transmission, control, and distribution.....	22112		12/03	182.322	178.681	175.357	178.163	188.725
Electric bulk power transmission and control.....	221121		12/03	205.729	207.613	207.763	209.891	209.657
Primary products.....		221121-P	12/03	206.196	208.084	208.234	210.367	210.133
Electric bulk power transmission and control.....		221121-3	12/03	206.196	208.084	208.234	210.367	210.133
Electric power distribution.....	221122		12/03	181.582	177.721	174.261	177.096	188.078
Primary products.....		221122-P	12/90	223.880	221.723	218.269	221.244	235.294
Residential electric power.....		221122-41	12/90	221.376	219.904	218.168	220.047	229.837
New England residential electric power.....		221122-411	12/90	242.529	242.529	235.249	235.239	235.239

See footnotes at end of table.

Table 11. Producer price indexes for net output of selected industries and their products, not seasonally adjusted — Continued
 [June 2023]

Title ¹	Industry code	Product code	Index base	Unadjusted index ²				
				Feb. 2023	Mar. 2023 ^P	Apr. 2023 ^P	May 2023 ^P	June 2023 ^P
Electric power distribution - Continued								
Middle Atlantic residential electric power.....		221122-412	12/90	188.089	181.382	179.194	179.220	180.555
East North Central residential electric power.....		221122-413	12/90	205.820	213.719	213.570	213.169	228.307
West North Central residential electric power.....		221122-414	12/90	157.795	157.979	158.693	158.920	176.627
South Atlantic residential electric power.....		221122-415	12/90	205.372	203.651	203.467	204.288	218.454
East South Central residential electric power.....		221122-416	12/90	245.310	236.882	230.664	234.498	243.761
West South Central residential electric power.....		221122-417	12/90	239.527	230.430	225.222	233.311	236.661
Mountain residential electric power.....		221122-418	12/90	168.307	170.230	171.285	177.220	180.829
Pacific residential electric power.....		221122-419	12/90	317.707	321.362	321.150	321.086	336.137
Commercial electric power.....		221122-42	12/90	215.820	213.778	209.747	212.543	230.109
New England commercial electric power.....		221122-421	12/90	287.388	287.388	282.472	281.834	281.834
Middle Atlantic commercial electric power.....		221122-422	12/90	194.389	180.833	170.370	161.273	174.107
East North Central commercial electric power.....		221122-423	12/90	190.437	195.461	194.606	194.369	217.483
West North Central commercial electric power.....		221122-424	12/90	150.139	149.750	151.317	148.156	160.979
South Atlantic commercial electric power.....		221122-425	12/90	171.783	171.875	169.464	169.603	175.251
East South Central commercial electric power.....		221122-426	12/90	214.381	209.880	201.099	199.450	210.062
West South Central commercial electric power.....		221122-427	12/90	236.292	226.008	218.799	223.024	243.877
Mountain commercial electric power.....		221122-428	12/90	148.876	151.546	153.497	157.336	159.867
Pacific commercial electric power.....		221122-429	12/90	327.604	334.325	332.273	365.364	422.775
Industrial electric power.....		221122-43	12/90	247.386	242.897	235.729	242.421	260.305
New England industrial electric power.....		221122-431	12/90	246.426	216.436	166.182	165.417	166.982
Middle Atlantic industrial electric power.....		221122-432	12/90	209.128	199.138	183.977	183.909	180.566
East North Central industrial electric power.....		221122-433	12/90	267.379	317.213	318.858	318.280	391.249
West North Central industrial electric power.....		221122-434	12/90	170.369	173.437	168.762	176.170	194.048
South Atlantic industrial electric power.....		221122-435	12/90	165.426	164.625	162.591	163.239	167.700
East South Central industrial electric power.....		221122-436	12/90	222.083	207.025	199.670	192.317	201.895
West South Central industrial electric power.....		221122-437	12/90	294.727	284.827	276.806	279.996	297.355
Mountain industrial electric power.....		221122-438	12/90	245.253	189.946	187.736	204.460	173.420
Pacific industrial electric power.....		221122-439	12/90	288.857	290.900	288.414	321.370	363.276
Transportation electric power.....		221122-45	12/10	126.247	126.166	126.038	126.043	136.383
Secondary products and miscellaneous receipts.....		221122-SM						
Miscellaneous receipts.....		221122-M	12/90	189.606	189.176	189.172	189.202	189.199
Natural gas distribution.....	2212		12/03	188.641	176.715	167.046	161.389	160.203
Natural gas distribution.....	22121		12/03	188.641	176.715	167.046	161.389	160.203
Natural gas distribution.....	221210		12/03	188.582	176.658	166.993	161.337	160.151
Primary products.....		221210-P	12/90	310.432	289.942	274.592	264.870	262.833
Natural gas to ultimate consumers.....		221210-11	12/90	309.930	286.268	267.947	256.769	255.230
Residential natural gas.....		221210-112	12/90	311.492	287.384	273.778	266.811	265.965
New England residential natural gas.....		221210-1121	06/12	182.300	179.362	178.601	146.246	148.963
Middle Atlantic residential natural gas.....		221210-1122	06/12	160.214	150.491	149.508	148.728	146.974
East North Central residential natural gas.....		221210-1123	06/12	165.369	156.603	137.875	134.220	134.914
West North Central residential natural gas.....		221210-1124	06/12	163.558	149.893	145.617	143.021	135.879
South Atlantic residential natural gas.....		221210-1125	06/12	142.406	128.388	127.200	130.295	129.691
East South Central residential natural gas.....		221210-1126	06/12	123.593	113.210	108.186	108.728	108.322
West South Central residential natural gas.....		221210-1127	06/12	217.592	196.968	185.771	174.796	176.624
Mountain residential natural gas.....		221210-1128	06/12	207.571	213.929	215.741	207.576	207.228
Pacific residential natural gas.....		221210-1129	06/12	211.188	174.562	159.347	157.728	159.212
Commercial natural gas.....		221210-113	12/90	320.331	286.185	262.655	246.716	243.908
New England commercial natural gas.....		221210-1131	06/12	186.105	181.033	179.425	132.289	121.939
Middle Atlantic commercial natural gas.....		221210-1132	06/12	143.501	134.862	129.635	126.359	122.300
East North Central commercial natural gas.....		221210-1133	06/12	175.766	164.214	137.182	130.846	131.762
West North Central commercial natural gas.....		221210-1134	06/12	181.193	157.377	149.660	141.048	136.434
South Atlantic commercial natural gas.....		221210-1135	06/12	145.620	123.668	123.671	123.828	122.156
East South Central commercial natural gas.....		221210-1136	06/12	139.760	130.848	128.067	119.087	117.169
West South Central commercial natural gas.....		221210-1137	06/12	234.177	210.458	184.649	175.240	179.390
Mountain commercial natural gas.....		221210-1138	06/12	226.493	234.444	238.875	225.420	225.418
Pacific commercial natural gas.....		221210-1139	06/12	276.848	200.554	157.682	149.343	152.754
Industrial natural gas.....		221210-114	12/90	256.353	229.436	208.330	199.257	198.490
New England industrial natural gas.....		221210-1141	09/16	195.551	188.614	187.034	133.313	123.006
Middle Atlantic industrial natural gas.....		221210-1142	09/16	185.079	159.052	148.266	146.171	143.180
East North Central industrial natural gas.....		221210-1143	06/12	171.860	156.491	113.959	102.249	104.669
West North Central industrial natural gas.....		221210-1144	06/12	194.586	174.355	160.347	160.809	157.691
South Atlantic industrial natural gas.....		221210-1145	09/16	158.615	145.945	140.218	140.202	140.046
East South Central industrial natural gas.....		221210-1146	09/16	149.675	125.592	114.486	112.737	109.933
West South Central industrial natural gas.....		221210-1147	09/16	171.276	154.794	140.375	134.448	136.658
Mountain industrial natural gas.....		221210-1148	09/16	163.849	171.964	173.493	179.352	179.447
Pacific industrial natural gas.....		221210-1149	09/16	189.357	160.678	163.268	156.582	152.669
To electric power.....		221210-115	12/90	267.137	251.813	233.375	220.646	218.919

See footnotes at end of table.

Table 11. Producer price indexes for net output of selected industries and their products, not seasonally adjusted — Continued
[June 2023]

Title ¹	Industry code	Product code	Index base	Unadjusted index ²				
				Feb. 2023	Mar. 2023 ^P	Apr. 2023 ^P	May 2023 ^P	June 2023 ^P
Natural gas distribution - Continued								
Delivered to ultimate consumers for the account of others (transportation only)		221210-12	12/90	276.528	277.273	281.357	281.426	276.677
Industrial consumer.		221210-122	12/90	255.858	254.567	252.732	251.664	251.793
Other consumers.		221210-123	12/90	581.843	586.169	602.589	604.312	588.014
Secondary products and miscellaneous receipts.		221210-SM						
Miscellaneous receipts.		221210-M	12/90	193.113	192.121	188.994	189.311	189.088
Construction industries								
New industrial building construction.	236211		06/07	194.355	194.647	192.514	192.596	192.657
Primary products.		236211-P	06/07	194.355	194.647	192.514	192.596	192.657
New warehouse building construction.	236221		12/04	235.158	234.736	234.091	235.044	235.433
Primary products.		236221-P	12/04	235.158	234.736	234.091	235.044	235.433
New school building construction.	236222		12/05	227.174	227.581	226.686	226.642	226.613
Primary products.		236222-P	12/05	227.174	227.581	226.686	226.642	226.613
New office building construction.	236223		06/06	208.056	208.517	208.907	209.062	208.958
Primary products.		236223-P	06/06	208.056	208.517	208.907	209.062	208.958
New health care building construction.	236224		06/12	160.196	160.418	159.845	159.819	159.639
Primary products.		236224-P	06/12	160.196	160.418	159.845	159.819	159.639
Concrete contractors, nonresidential building work.	23811X		12/07	178.625	178.706	177.858	177.505	177.778
Primary products.		23811X-P	12/07	178.625	178.706	177.858	177.505	177.778
Roofing contractors, nonresidential building work.	23816X		12/07	199.407	199.620	206.307	206.356	206.750
Primary products.		23816X-P	12/07	199.407	199.620	206.307	206.356	206.750
Electrical contractors, nonresidential building work.	23821X		12/07	175.708	175.833	169.883	170.047	169.625
Primary products.		23821X-P	12/07	175.708	175.833	169.883	170.047	169.625
Plumbing, heating and air-conditioning contractors, nonresidential building work.	23822X		12/07	172.678	173.460	173.720	175.054	175.403
Primary products.		23822X-P	12/07	172.678	173.460	173.720	175.054	175.403
Manufacturing								
Total manufacturing industries.			12/84	249.308	248.963	248.619	246.106	245.830
Food mfg.	311		12/84	252.191	254.254	253.459	252.555	252.593
Animal food mfg.	3111		12/03	219.193	223.459	222.330	220.106	217.753
Animal food mfg.	31111		12/03	220.454	224.745	223.610	221.373	219.006
Dog and cat food manufacturing.	311111		12/85	279.004	296.698	296.696	296.694	296.692
Primary products.		311111-P	12/85	286.101	304.304	304.304	304.304	304.304
Dog food.		311111-1	12/85	301.698	316.997	316.997	316.997	316.997
Canned dog food.		311111-11	12/98	219.125	250.149	250.149	250.149	250.149
Dry and semi moist dog food.		311111-14	12/11	139.863	144.222	144.222	144.222	144.222
Cat food.		311111-4	12/85	261.441	285.987	285.987	285.987	285.987
Canned cat food.		311111-44	12/11	157.498	166.326	166.326	166.326	166.326
Dry and semi moist cat food.		311111-45	12/98	216.106	238.540	238.540	238.540	238.540
Secondary products and miscellaneous receipts.		311111-SM						
Miscellaneous receipts.		311111-M1	12/10	140.432	140.857	140.857	140.857	140.857
Other animal food manufacturing.	311119		12/80	253.379	251.020	248.862	244.610	240.110
Primary products.		311119-P	12/80	247.846	245.383	243.186	238.832	234.238
Complete swine feed, supplements, concentrates, and premixes.		311119-B	12/11	124.988	125.215	124.574	123.936	124.054
Complete beef cattle feed, supplements, concentrates, and premixes.		311119-H	12/11	134.112	132.210	130.011	128.561	126.710
Poultry, exc. chicken and turkey, and livestock, exc. cattle and swine, feed.		311119-N	12/80	353.637	352.584	349.278	348.291	348.324
Pet (excluding dog and cat), laboratory, and fur animal feed.		311119-R	06/91	261.358	256.868	256.531	256.092	254.872
Chicken and turkey feed, supplements, concentrates, and premixes.		311119-1	12/80	209.306	209.298	208.023	203.586	198.167
Complete dairy cattle feed, supplements, concentrates, and premixes.		311119-5	12/11	142.815	138.498	135.699	130.980	125.360
Other prepared animal feeds, including feeding materials and adjuncts.		311119-9	12/80	312.624	306.697	308.514	301.796	300.206
Secondary products and miscellaneous receipts.		311119-SM						
Miscellaneous receipts.		311119-M	12/80	275.643	278.549	277.305	277.847	277.733
Secondary products.		311119-S	12/80	377.564	378.592	378.699	378.806	378.516
Grain & oilseed milling.	3112		12/03	199.664	196.667	194.364	193.011	189.260
Flour milling & malt mfg.	31121		12/03	225.612	221.428	221.813	222.500	216.808
Flour milling.	311211		06/83	261.211	253.964	254.878	256.094	247.315
Primary products.		311211-P	06/83	265.989	258.394	259.369	260.633	251.366
Prepared flour mixes, including refrigerated and frozen doughs and batters, made in flour mills.		311211-A	06/83	265.906	265.906	263.717	265.141	264.475
Wheat flour (except flour mixes), made in flour mills.		311211-1	06/83	286.408	270.863	275.677	279.254	265.549
Wheat mill products, except flour.		311211-4	06/83	181.957	183.537	177.641	177.081	168.455
Corn mill products.		311211-7	06/83	232.501	229.544	230.385	229.011	226.522
Other grain mill products.		311211-9	06/83	328.422	321.055	323.872	322.693	309.667

See footnotes at end of table.

Table 11. Producer price indexes for net output of selected industries and their products, not seasonally adjusted — Continued
[June 2023]

Title ¹	Industry code	Product code	Index base	Unadjusted index ²				
				Feb. 2023	Mar. 2023 ^p	Apr. 2023 ^p	May 2023 ^p	June 2023 ^p
Flour milling - Continued								
Secondary products and miscellaneous receipts.....	311212	311211-SM	06/92	169.343	163.784	162.755	164.813	158.190
Miscellaneous receipts.....		311211-M						
Rice milling.....	311212		06/84	255.187	256.133	255.325	253.224	251.896
Primary products.....		311212-P	06/84	254.349	255.292	254.487	252.393	251.069
Milled rice and byproducts.....		311212-0	12/03	244.935	245.844	245.069	243.052	241.777
Milled rice (incl second heads, screenings, brewers, bran, sharps, rice flour, and byproducts).....		311212-04	06/03	274.902	276.845	275.665	274.021	272.919
Head rice not packaged with other ingredients.....		311212-06	12/11	144.486	144.650	144.245	142.400	141.467
Malt manufacturing.....	311213		06/85	198.822	198.983	198.983	204.531	203.171
Primary products.....		311213-P	06/85	195.861	196.023	196.023	201.602	200.262
Malt and malt byproducts.....		311213-0	06/85	195.861	196.023	196.023	201.602	200.262
Secondary products and miscellaneous receipts.....		311213-SM1						
Starch & vegetable fats & oils mfg.....	31122		12/03	201.059	197.692	193.631	189.494	185.041
Wet corn milling and starch manufacturing.....								
Primary products.....	311221	311221-P	06/85	280.139	281.300	283.860	280.464	272.328
Wet process corn byproducts.....		311221-A	06/85	310.187	311.527	313.895	309.795	300.485
Corn sweeteners, made by wet milling.....		311221-1	06/85	339.740	353.581	352.442	331.819	324.831
Manufactured starch, made by wet milling.....		311221-4	06/85	277.405	278.153	278.187	287.692	290.829
Secondary products and miscellaneous receipts.....		311221-SM	06/85	384.365	386.844	385.797	385.660	384.952
Soybean and other oilseed processing.....	311224		12/11	116.171	112.919	108.493	105.771	103.263
Primary products.....		311224-P	12/11	103.552	101.005	95.598	93.553	91.176
Cottonseed cake, meal, hulls, and other byproducts.....		311224-B	06/85	644.160	639.502	635.602	605.150	583.718
Cottonseed cake and meal.....		311224-B1	12/11	136.793	136.237	134.777	129.002	127.128
Soybean oil.....		311224-3	12/79	223.095	220.911	214.337	205.857	209.098
Crude soybean oil, degummed, made from soybeans crushed in the same establishment.....		311224-31	05/88	189.637	186.154	182.876	180.572	180.821
Soybean oil, all other types.....		311224-32	12/03	276.575	275.542	265.012	249.448	256.048
Soybean cake, meal, and other byproducts.....		311224-4	12/79	143.089	142.456	138.965	137.295	133.873
Soybean cake and meal.....		311224-41	12/09	98.117	98.485	95.959	94.784	93.090
Other soybean products, including isolates and concentrates.....		311224-42	12/09	217.236	202.674	199.606	197.580	181.319
Cotton linters.....		311224-7	06/85	227.698	227.354	217.711	206.823	204.642
Other crude and refined vegetable oils and other vegetable mill products.....		311224-9	12/11	198.995	199.297	200.391	198.479	197.545
Other crude vegetable oils, including linseed, peanut, sunflower, safflower, etc.....		311224-91	01/99	383.598	377.451	383.988	382.299	382.299
Other vegetable oil mill products, including all oil seed cake and meal.....		311224-93	12/85	314.801	321.257	319.613	315.379	312.430
Secondary products and miscellaneous receipts.....	311224-SM							
Miscellaneous products.....	311224-M	12/11	114.217	110.580	109.659	103.832	86.590	
Fats and oils refining and blending.....								
Primary products.....	311225	311225-P	12/81	379.864	377.535	375.061	367.159	361.490
Shortening and cooking oils.....		311225-2	12/81	404.255	395.775	393.072	382.650	375.207
Margarine, butter blends, and butter substitutes.....		311225-4	02/04	379.701	369.322	365.190	352.299	343.093
Secondary products and miscellaneous receipts.....		311225-SM						
Secondary products.....	311225-S	02/04	172.977	172.821	173.954	-	-	
Breakfast cereal manufacturing.....	31123		12/03	161.100	161.023	161.023	168.006	169.791
Breakfast cereal manufacturing.....								
Primary products.....	311230	311230-P	12/83	267.964	267.837	267.837	279.452	282.421
Breakfast cereal.....		311230-1	12/83	277.780	277.780	277.780	290.870	294.215
Secondary products and miscellaneous receipts.....		311230-SM		276.354	276.354	276.354	289.376	292.705
Sugar & confectionery product mfg.....	3113		12/84	250.707	252.304	253.044	253.668	257.348
Sugar mfg.....	31131		12/03	187.780	189.343	189.335	189.983	194.463
Beet sugar manufacturing.....								
Primary products.....	311313	311313-P	06/82	192.188	192.842	193.683	199.044	200.624
Beet sugar.....		311313-0	06/82	196.695	197.368	198.233	203.753	205.379
Secondary products and miscellaneous receipts.....		311313-SM1		199.990	200.674	201.554	207.166	208.820
Cane sugar manufacturing.....								
Primary products.....	311314	311314-P	12/11	116.123	117.416	117.118	115.893	119.703
Raw cane sugar and sugarcane mill products and byproducts.....		311314-1	12/11	116.244	117.544	117.254	115.985	119.816
Refined granulated cane sugar and byproducts.....		311314-3	06/82	219.851	224.837	224.287	218.736	233.708
Secondary products and miscellaneous receipts.....		311314-SM	06/82	247.454	248.341	247.727	247.367	249.776
Nonchocolate confectionery mfg.....	31134		12/03	180.253	181.356	181.464	181.519	182.548
Nonchocolate confectionery manufacturing.....								
Primary products.....	311340	311340-P	12/03	180.198	181.302	181.409	181.464	182.493
Nonchocolate-type confectioneries.....		311340-5	06/83	181.724	182.888	182.993	183.041	184.044
Other confectionery-type products.....		311340-7	06/91	277.414	279.743	279.966	280.066	282.185
				233.871	235.915	235.915	235.915	235.915

See footnotes at end of table.

Table 11. Producer price indexes for net output of selected industries and their products, not seasonally adjusted — Continued
[June 2023]

Title ¹	Industry code	Product code	Index base	Unadjusted index ²				
				Feb. 2023	Mar. 2023 ^P	Apr. 2023 ^P	May 2023 ^P	June 2023 ^P
Nonchocolate confectionery manufacturing - Continued								
Secondary products and miscellaneous receipts.....		311340-SM						
Secondary products.....		311340-S	12/03	186.627	186.794	186.989	187.230	189.244
Chocolate and confectionery manufacturing.....	31135		12/11	124.895	125.542	126.375	126.773	128.526
Chocolate and confectionery mfg. from cacao.....	311351		12/11	143.176	145.597	147.983	148.743	149.585
Primary products.....		311351-P	12/11	141.835	144.233	146.612	147.368	148.208
Chocolate coatings, made from cacao beans.....		311351-1	12/11	157.250	160.119	162.395	162.721	164.133
Chocolate/chocolate-type confectionery products, made from cacao beans.....		311351-4	12/11	128.965	130.249	130.249	130.249	130.249
Other chocolate and cocoa products, made from cacao beans.....		311351-7	12/11	141.027	143.979	147.867	149.170	150.438
Secondary products and miscellaneous receipts.....		311351-SM1						
Confectionery mfg. from purchased chocolate.....	311352		12/11	117.231	117.203	117.445	117.703	119.793
Primary products.....		311352-P	12/11	117.374	117.321	117.582	117.799	120.155
Chocolate/confectionery products, made from purchased chocolate.....		311352-3	12/11	116.113	116.061	116.319	116.534	118.865
Secondary products and miscellaneous receipts.....		311352-SM						
Miscellaneous receipts.....		311352-M	12/11	137.921	137.921	137.921	137.921	137.921
Fruit & vegetable preserving & specialty food mfg.....	3114		12/84	243.944	245.677	246.175	248.885	249.190
Frozen food manufacturing.....	31141		12/03	174.308	174.757	175.962	176.980	176.982
Frozen fruit and vegetable manufacturing.....	311411		06/81	337.099	337.185	341.734	341.206	341.476
Primary products.....		311411-P	06/81	297.172	297.355	301.243	300.646	300.954
Frozen fruits, juices, ades, drinks, and cocktails.....		311411-1	06/81	237.544	237.100	249.105	242.963	240.343
Frozen fruits.....		311411-11	12/90	277.178	276.130	274.299	262.684	256.495
Frozen vegetables.....		311411-4	06/81	329.360	329.786	330.735	332.213	333.637
Frozen vegetables, other than potato products.....		311411-47	12/11	141.610	141.568	141.780	142.289	142.042
Frozen potato products (French-fried, patties, puffs, etc.).....		311411-48	12/11	155.697	156.072	156.671	157.467	158.803
Secondary products and miscellaneous receipts.....		311411-SM						
Miscellaneous receipts.....		311411-M	06/97	605.602	615.895	677.651	636.480	636.668
Frozen specialty food manufacturing.....	311412		12/82	199.217	200.052	200.519	202.698	202.594
Primary products.....		311412-P	12/82	203.084	203.944	204.369	206.604	206.501
Frozen dinners (beef, pork, and poultry pies) and nationality foods, incl. frozen pizza.....		311412-1	12/82	184.528	184.330	184.804	187.301	187.187
Other frozen specialties, incl. all whipped topping, waffles, soups, etc., excluding seafood.....		311412-4	06/91	223.136	229.245	229.245	229.245	229.245
Secondary products and miscellaneous receipts.....		311412-SM						
Secondary products.....		311412-S	12/82	189.492	188.601	199.639	199.865	198.996
Fruit & vegetable canning, pickling & drying.....	31142		12/03	189.953	191.961	191.644	194.516	194.933
Fruit and vegetable canning.....	311421		06/81	279.369	282.629	281.219	286.622	287.539
Primary products.....		311421-P	06/81	279.034	282.031	281.304	286.701	286.681
Canned catsup and other tomato based sauces.....		311421-D	06/81	236.657	237.917	237.709	251.249	251.207
Canned jams, jellies, and preserves.....		311421-G	06/81	262.140	262.294	262.057	262.152	262.615
Canned and fresh fruit juices, nectars, and concentrates.....		311421-K	12/11	134.715	138.608	139.192	139.266	139.342
Pickles and other pickled products, including horseradish.....		311421-Q	06/81	332.548	332.548	332.548	332.548	329.400
Canned fruits, excluding baby foods.....		311421-1	06/81	319.398	322.563	321.155	327.186	327.928
Canned vegetables.....		311421-5	06/81	298.734	301.280	297.803	302.362	302.508
Secondary products and miscellaneous receipts.....		311421-SM						
Miscellaneous receipts.....		311421-M	06/81	168.122	177.616	164.294	166.675	183.402
Secondary products.....		311421-S	06/81	331.624	330.569	331.072	338.751	338.244
Specialty canning.....	311422		12/82	317.152	325.215	328.497	328.497	328.497
Primary products.....		311422-P	12/82	340.687	344.698	348.744	348.744	348.744
Canned baby foods and other canned specialty/nationality foods.....		311422-5	06/08	144.900	144.900	151.871	151.871	151.871
Canned soups and stews, excluding frozen and seafood.....		311422-6	12/82	458.264	458.626	458.626	458.626	458.626
Canned dry beans.....		311422-7	12/82	198.629	222.235	222.235	222.235	222.235
Secondary products and miscellaneous receipts.....		311422-SM						
Dried and dehydrated food manufacturing.....	311423		12/82	297.813	293.592	292.073	297.996	298.226
Primary products.....		311423-P	12/82	312.843	307.754	305.890	312.228	312.228
Soup mixes (including dried/dehydrated/freeze-dried) and bouillon.....		311423-1	12/82	226.032	214.465	214.465	226.032	226.032
Dried and dehydrated fruits and vegetables, including freeze-dried.....		311423-5	12/82	302.425	301.802	299.280	301.594	301.594
Secondary products and miscellaneous receipts.....		311423-SM						
Dairy product mfg.....	3115		12/84	240.613	236.889	236.946	234.872	230.777
Dairy product (except frozen) mfg.....	31151		12/03	171.976	169.060	168.982	167.397	164.204
Fluid milk manufacturing.....	311511		12/82	297.261	291.656	292.580	296.816	293.096
Primary products.....		311511-P	12/82	274.527	268.527	268.863	272.985	269.012
Yogurt, except frozen.....		311511-A	12/82	176.731	176.636	176.958	184.020	184.003
Perishable dairy product substitutes.....		311511-D	12/91	169.161	169.161	169.178	169.178	169.178
Fluid milk and cream, bulk sales.....		311511-1	12/91	225.355	223.067	222.295	224.117	222.615

See footnotes at end of table.

Table 11. Producer price indexes for net output of selected industries and their products, not seasonally adjusted — Continued
 [June 2023]

Title ¹	Industry code	Product code	Index base	Unadjusted index ²				
				Feb. 2023	Mar. 2023 ^p	Apr. 2023 ^p	May 2023 ^p	June 2023 ^p
Fluid milk manufacturing - Continued								
Fluid milk and related products, packaged (incl. cartons, bottles, cans, etc.) excl. U.H.T.		311511-5	12/82	293.423	282.893	283.896	287.722	280.378
Whole fluid milk, packaged, excluding U.H.T. and flavored.		311511-51	12/82	271.983	259.990	263.460	267.667	259.803
Fluid milk, lowfat, incl. 2.0, 1.0, and 0.5 percent packaged, excl. U.H.T. and flavored.		311511-52	12/82	304.023	294.227	293.968	300.847	290.447
Fat free or skim milk, packaged, excluding U.H.T. and flavored.		311511-53	12/82	312.438	307.317	309.324	310.617	298.676
Other fluid milk related products, incl. heavy & light cream, unflavored sour cream, etc.		311511-59	06/98	250.459	241.551	239.978	239.895	239.479
Cottage cheese (including bakers', pot, and farmers' cheese).		311511-7	12/82	314.460	310.554	309.366	307.696	310.574
Other packaged milk products incl. flavored milks, eggnog, buttermilk etc.		311511-9	12/91	283.614	278.470	277.773	280.580	277.527
Secondary products and miscellaneous receipts.		311511-SM						
Miscellaneous receipts.		311511-M	12/82	459.234	446.396	446.913	435.736	436.321
Secondary products.		311511-S	12/82	270.840	273.376	278.915	282.093	283.074
Creamery butter manufacturing.	311512		06/84	173.264	169.410	167.763	172.083	169.438
Primary products.		311512-P	06/84	170.584	166.789	165.168	169.421	166.817
Creamery butter.		311512-0	06/84	170.584	166.789	165.168	169.421	166.817
Cheese manufacturing.	311513		06/81	212.064	209.672	209.278	201.503	196.595
Primary products.		311513-P	06/81	193.287	192.143	191.855	185.518	181.533
Raw liquid whey.		311513-A	12/04	211.117	201.970	205.866	203.235	195.197
Natural cheese (cheddar, Swiss, Italian, brick, cream, grated, dried etc.) excl. cottage cheese.		311513-1	06/81	182.907	181.753	181.346	174.721	170.527
Natural cheese, except lowfat, shipped in consumer packages or containers (3 lbs. or less).		311513-1111	12/04	142.757	141.917	141.553	141.112	140.639
Natural cheese, except lowfat, shipped in packages or containers (more than 3 lbs.) or bulk.		311513-1121	12/04	122.579	122.040	122.005	114.412	109.443
Lowfat natural cheese, except cottage cheese, shipped in consumer packages (3 lbs. or less).		311513-1131	06/10	113.525	113.422	113.518	113.172	113.083
Lowfat natural cheese, except cottage cheese, shipped in packages (more than 3 lbs.) or in bulk.		311513-1141	06/10	138.338	136.449	135.536	122.870	115.818
Process cheese and related products.		311513-4	06/81	190.870	191.095	191.315	187.698	185.832
Process cheese, shipped in consumer packages or containers (3 lbs. or less).		311513-41	06/10	125.507	127.376	128.812	125.435	125.068
All other process cheese and related products.		311513-49	06/10	142.494	141.080	140.056	138.274	136.090
Process cheese, shipped in packages or containers (more than 3 lbs.) or in bulk.		311513-4921	06/10	146.746	139.494	131.447	138.297	133.167
Cheese food, spread, and other related products.		311513-4961	12/11	109.162	112.636	117.353	109.156	109.749
Secondary products and miscellaneous receipts.		311513-SM						
Miscellaneous receipts.		311513-M	06/81	262.998	261.487	261.456	261.029	260.476
Secondary products.		311513-S	06/81	262.933	249.422	248.294	230.832	219.546
Dry, condensed, and evaporated dairy products.	311514		12/83	208.823	203.506	203.048	200.383	195.398
Primary products.		311514-P	12/83	230.062	223.660	223.301	219.847	213.693
Ice cream mixes and related products.		311514-A	04/00	152.856	151.505	151.748	151.061	150.010
Dairy product substitutes.		311514-D	06/92	185.739	185.719	185.714	185.703	196.414
Dry milk products and mixtures.		311514-1	12/83	193.442	185.240	184.542	179.756	169.248
Milk products, shipped in consumer-type cans, excluding substitutes.		311514-5	12/83	327.674	326.987	327.052	326.851	326.386
Concentrated milk products shipped in bulk (barrels, drums, and tanks).		311514-7	12/83	154.371	148.609	150.012	149.981	143.928
Secondary products and miscellaneous receipts.		311514-SM						
Secondary products.		311514-S	12/83	122.723	122.889	121.740	-	124.369
Ice cream and frozen dessert mfg.	31152		12/03	170.835	170.956	172.361	172.276	172.408
Ice cream and frozen dessert manufacturing.	311520		06/83	274.495	274.689	276.947	276.811	277.023
Primary products.		311520-P	06/83	277.828	278.018	280.387	280.253	280.441
Ice cream and frozen dessert manufacturing.		311520-0	06/83	277.828	278.018	280.387	280.253	280.441
Ice cream, incl. custards (excl. lowfat and nonfat) shipped in bulk (containers 3 gal or more).		311520-01	06/83	278.939	282.001	281.948	281.671	281.545
Ice cream, incl. custards (excl. lowfat and nonfat) shipped in sizes less than 3 gallons.		311520-02	06/83	274.955	274.818	278.960	278.810	278.496
Ice cream, including custards (excluding lowfat and nonfat), novelty forms.		311520-03	06/92	212.282	212.774	212.832	212.930	213.702
Ice cream, including custards, lowfat and nonfat.		311520-04	12/98	160.430	160.441	160.806	160.844	160.798
Frozen desserts containing fats other than butterfat (incl. soy, rice, almond, oats, etc.).		311520-06	12/22	104.136	104.253	104.180	104.440	105.433
Other frozen desserts (yogurt, sherbet, water ices, mellorine, frozen pudding, gelato, etc.).		311520-09	12/98	210.354	209.860	211.464	210.683	211.054
Secondary products and miscellaneous receipts.		311520-SM						
Miscellaneous receipts.		311520-M	06/83	308.964	318.136	318.644	317.944	317.909
Secondary products.		311520-S	06/83	192.727	192.109	192.225	192.114	-
Animal slaughtering & processing.	31161		12/84	214.657	219.216	216.900	217.336	222.130
Animal, except poultry, slaughtering.	311611		12/80	229.613	236.185	229.809	233.258	245.701
Primary products.		311611-P	12/80	225.064	231.711	225.836	229.229	241.486
Pork, fresh/frozen, unprocessed, all cuts, except sausage, made in slaughtering plants.		311611-A	12/80	134.613	136.652	119.861	119.357	126.624

See footnotes at end of table.

Table 11. Producer price indexes for net output of selected industries and their products, not seasonally adjusted — Continued
[June 2023]

Title ¹	Industry code	Product code	Index base	Unadjusted index ²				
				Feb. 2023	Mar. 2023 ^p	Apr. 2023 ^p	May 2023 ^p	June 2023 ^p
Animal, except poultry, slaughtering - Continued								
Pork, processed or cured, not canned or made into sausage, made in slaughtering plants.....		311611-G	12/80	218.816	252.544	251.263	253.534	265.285
Fresh and processed sausage, deli, and cooked meats, made in slaughtering plants.....		311611-J	12/80	319.215	315.160	313.112	295.800	306.767
Hides, skins, and pelts, made in slaughtering plants.....		311611-Q	12/80	93.589	94.802	94.352	95.105	91.324
Miscellaneous byproducts of slaughtering plants.....		311611-R	12/80	606.475	578.688	547.043	533.888	536.330
Beef, fresh or frozen, not canned or made into sausage, made in slaughtering plants.....		311611-1	12/80	250.917	262.554	264.788	273.236	290.813
Beef, fresh/frozen whole/half carcass, not canned or made into sausage, misp..		311611-10	12/80	264.004	266.718	280.338	269.485	307.754
Beef, fresh/frozen variety meats, not canned or made into sausage, made in slaughtering plants.....		311611-16	12/80	262.020	279.188	276.617	295.603	295.720
Beef, fresh/frozen, primal and subprimal cuts, made in slaughtering plants.....		311611-17	12/95	223.338	234.172	235.534	244.054	259.204
Lamb/mutton, fresh or frozen, not canned or made into sausage, made in slaughtering plants.....		311611-7	12/95	316.718	318.391	313.878	313.878	311.079
Secondary products and miscellaneous receipts.....		311611-SM						
Miscellaneous receipts.....		311611-M	06/01	424.047	423.363	-	-	-
Secondary products.....		311611-S	12/80	209.596	198.799	160.928	163.272	170.285
Meat processed from carcasses.....	311612		12/82	223.919	228.820	229.917	231.273	231.757
Primary products.....		311612-P	12/82	217.336	222.262	223.367	224.895	225.403
Other processed, frozen, or cooked meats, made from purchased carcasses.....		311612-A	12/82	211.118	216.905	220.473	227.172	229.422
Boxed meat (beef, pork, lamb, etc.), made from purchased carcasses.....		311612-A1	06/08	131.451	131.711	135.173	136.023	134.522
Frozen ground meat patties and other processed, frozen, or cooked meats, mfpc.....		311612-A5	09/16	123.779	128.235	129.932	134.915	137.157
Pork, processed or cured, not canned or made into sausage, mfpc.....		311612-1	12/82	176.467	179.065	177.916	177.067	175.476
Pork, sweet-pickled, dry-cured, or dry salt, not canned or made into sausage, mfpc.....		311612-11	09/16	127.041	126.823	126.777	126.893	-
Smoked hams and picnics, excluding canned, made from purchased carcasses.....		311612-12	06/08	143.706	163.598	163.004	161.693	162.333
Smoked slab bacon, made from purchased carcasses.....		311612-13	09/16	147.356	138.838	127.758	131.470	129.733
Smoked sliced bacon, made from purchased carcasses.....		311612-14	06/08	167.900	165.930	165.394	162.649	159.164
Other smoked pork, not canned or made into sausage, made from purchased carcasses.....		311612-15	06/08	163.787	157.057	156.629	160.839	158.481
Boiled ham, barbecue pork, and other cooked pork, except canned meats and sausage, mfpc.....		311612-16	06/08	135.434	130.640	131.678	131.940	131.962
Sausage and similar products, excluding canned, made from purchased carcasses.....		311612-4	12/82	246.585	252.669	251.871	246.166	245.864
Fresh sausage (pork sausage, breakfast links, etc.), excluding canned, mfpc....		311612-41	12/82	294.737	312.913	305.406	287.018	288.082
Dry or semidry sausage (salami, cervelat, pepperoni, summer sausage, pork roll, etc), mfpc.....		311612-42	12/82	231.142	233.971	236.307	233.814	233.033
Frankfurters, including wieners, excluding canned, made from purchased carcasses.....		311612-43	12/82	271.101	269.792	270.953	275.277	275.139
Other sausage (smoked or cooked) & jellied goods & similar preparations, excluding canned, mfpc.....		311612-44	12/82	214.598	216.475	217.528	215.095	213.751
Secondary products and miscellaneous receipts.....		311612-SM						
Secondary products.....		311612-S	12/82	246.297	246.155	246.035	239.750	239.335
Rendering and meat byproduct processing.....	311613		12/82	372.822	369.464	371.932	365.479	361.892
Primary products.....		311613-P	12/82	359.195	356.585	359.010	352.589	349.128
Lard, inedible tallow, and other greases, excluding wool grease.....		311613-2	12/82	484.453	442.291	429.775	411.733	415.207
Animal and marine feed and fertilizer byproducts.....		311613-5	12/82	272.484	285.177	293.011	291.703	285.985
Meat and bone meal.....		311613-51	12/82	213.695	218.792	233.406	231.062	227.941
Animal and marine feed and fertilizer byproducts, except meat and bone meal..		311613-52	12/82	352.746	376.411	373.943	374.211	364.779
Secondary products and miscellaneous receipts.....		311613-SM						
Poultry processing.....	311615		12/81	188.059	190.505	190.150	186.692	186.210
Primary products.....		311615-P	12/81	192.076	194.701	194.293	190.773	190.217
Processed poultry and small game (except soups), containing 20 percent or more poultry or meat.....		311615-D	12/81	138.088	148.347	148.257	143.038	149.009
Young chickens, including bulk, chilled, frozen, whole, and in parts.....		311615-1	12/81	201.874	207.438	210.997	212.879	211.814
Turkeys (including frozen, whole, and parts).....		311615-7	12/81	303.274	270.617	252.119	229.720	210.754
Other poultry and small game (including frozen), whole, and parts.....		311615-9	12/90	312.197	312.382	312.529	309.706	310.258
Secondary products and miscellaneous receipts.....		311615-SM						
Secondary products.....		311615-S	12/81	36.967	33.554	34.849	33.828	-
Seafood product preparation & packaging.....	3117		12/03	191.278	191.783	191.209	189.569	188.009
Seafood product preparation and packaging.....	31171		12/03	191.278	191.783	191.209	189.569	188.009
Seafood product preparation and packaging.....	311710		12/11	133.901	134.255	133.852	132.704	131.613
Primary products.....		311710-P	12/11	133.581	133.953	133.558	132.389	131.285
Prepared frozen shellfish.....		311710-3	12/96	185.910	185.764	182.268	171.520	168.692
Prepared fresh fish/seafood, inc. surimi/surimi-based products.....		311710-6	12/82	431.254	428.056	417.183	413.688	413.008
Prepared frozen fish.....		311710-7	12/82	326.096	326.394	326.339	327.020	316.675
Other prepared fresh and frozen seafood.....		311710-9	12/96	183.618	196.116	196.476	197.658	208.850
Secondary products and miscellaneous receipts.....		311710-SM						

See footnotes at end of table.

Table 11. Producer price indexes for net output of selected industries and their products, not seasonally adjusted — Continued
[June 2023]

Title ¹	Industry code	Product code	Index base	Unadjusted index ²				
				Feb. 2023	Mar. 2023 ^P	Apr. 2023 ^P	May 2023 ^P	June 2023 ^P
Seafood product preparation and packaging - Continued								
Secondary products.....		311710-S	12/82	160.911	160.895	162.342	163.533	163.421
Bakeries & tortilla mfg.....	3118		12/03	186.019	187.144	186.163	186.493	187.191
Bread & bakery product mfg.....	31181		12/03	196.719	198.325	198.517	198.007	199.131
Retail bakeries.....	311811		12/03	224.787	226.304	226.221	226.945	226.945
Primary products.....		311811-P	12/99	246.859	248.819	248.808	249.673	249.673
Retail bakery products.....		311811-0	12/99	246.859	248.819	248.808	249.673	249.673
Secondary products and miscellaneous receipts.....		311811-SM						
Commercial bakeries.....	311812		06/80	442.522	444.296	444.729	443.043	446.350
Primary products.....		311812-P	06/80	436.014	438.647	439.043	436.955	440.514
Bread (white, wheat, rye, etc.), including frozen.....		311812-1	06/80	432.168	441.087	437.948	435.316	442.165
White pan bread.....		311812-15	12/11	140.636	140.411	140.223	140.612	141.380
White hearth bread (French, Italian, etc.).....		311812-16	12/11	142.786	142.786	142.786	143.093	143.093
Dark wheat breads (whole wheat, cracked wheat, multigrain, etc.).....		311812-17	12/11	132.798	137.073	134.669	136.796	139.055
Other variety breads (rye, unleavened, raisin, potato, self-rising, salt-free, canned, etc.).....		311812-18	12/11	122.344	130.561	128.860	122.959	128.488
Rolls, bread-type (including muffins, bagels, and croissants), including frozen.....		311812-5	06/80	418.068	415.427	419.770	411.940	412.971
Rolls, hamburger and wiener.....		311812-51	12/11	137.195	133.482	136.764	135.154	131.131
All other rolls, bread-type (incl. muffins, bagels, and croissants).....		311812-59	12/11	147.370	149.173	148.920	145.238	149.792
Soft cakes, excluding frozen.....		311812-7	06/80	470.969	471.597	469.085	478.441	484.094
Other sweet goods, excluding frozen.....		311812-9	06/80	449.570	451.253	453.134	460.762	460.762
Secondary products and miscellaneous receipts.....		311812-SM						
Miscellaneous receipts.....		311812-M	06/80	510.663	509.158	510.663	512.192	512.192
Secondary products.....		311812-S	06/80	421.922	414.167	414.851	417.685	417.798
Frozen cakes and other pastries manufacturing.....	311813		06/91	233.009	240.539	241.006	240.949	241.009
Primary products.....		311813-P	12/82	335.570	347.627	348.259	348.077	348.077
Frozen cakes, pies, and other pastries.....		311813-0	12/82	335.570	347.627	348.259	348.077	348.077
Secondary products and miscellaneous receipts.....		311813-SM						
Secondary products.....		311813-S	06/91	189.977	190.152	190.739	-	-
Cookie, cracker & pasta mfg.....	31182		12/03	170.015	170.127	166.854	168.710	168.774
Cookie and cracker manufacturing.....	311821		06/83	257.320	258.127	258.172	264.087	264.301
Primary products.....		311821-P	06/83	255.400	255.400	255.451	262.181	262.181
Crackers, biscuits, and related products.....		311821-2	06/83	251.643	251.643	251.767	251.767	251.767
Saltines and all other crackers, cracker meal and crumbs, and biscuits.....		311821-24	01/12	101.200	101.200	101.250	101.250	101.250
Cookies, wafers, and ice cream cones and cups (excluding frozen).....		311821-4	06/83	256.775	256.775	256.775	268.135	268.135
Secondary products and miscellaneous receipts.....		311821-SM						
Secondary products.....		311821-S	06/83	270.990	278.731	278.731	278.258	-
Dry pasta, dough, and flour mixes manufacturing from purchased flour.....	311824		06/85	270.079	269.776	260.829	261.453	261.465
Primary products.....		311824-P	12/11	143.445	143.345	138.235	138.382	138.382
Prepared flour mixes (incl refrigerated & frozen doughs & batters) made from purchased flour.....		311824-1	06/85	248.346	248.078	245.788	246.183	246.183
Flour mixes (refrigerated & frozen doughs & batters), ex cake mixes, made from purchased flour.....		311824-12	06/85	245.586	245.307	242.918	243.330	243.330
Dry macaroni, spaghetti and egg noodle products (excluding canned or frozen).....		311824-3	06/85	314.884	314.884	288.284	288.284	288.284
Secondary products and miscellaneous receipts.....		311824-SM						
Secondary products.....		311824-S	06/85	310.945	310.996	317.071	328.639	329.047
Tortilla mfg.....	31183		12/03	169.237	171.311	171.820	171.821	171.821
Tortilla manufacturing.....	311830		12/03	169.239	171.313	171.822	171.823	171.823
Primary products.....		311830-P	06/91	207.413	209.586	210.191	210.191	210.191
Tortillas, sold in bulk or packages, excluding frozen or canned.....		311830-0	06/91	207.413	209.586	210.191	210.191	210.191
Secondary products and miscellaneous receipts.....		311830-SM						
Miscellaneous receipts.....		311830-M	12/03	133.948	134.586	134.586	134.586	134.586
Secondary products.....		311830-S	12/03	175.045	184.852	185.909	185.951	185.949
Other food manufacturing.....	3119		12/03	178.424	180.572	181.785	178.193	175.833
Snack food mfg.....	31191		12/03	175.657	178.184	178.533	184.392	186.056
Roasted nuts and peanut butter manufacturing.....	311911		12/03	147.902	147.651	148.556	149.657	154.133
Primary products.....		311911-P	12/03	147.616	147.430	148.366	149.502	154.109
Nuts and seeds (salted, roasted, cooked, or blanched).....		311911-1	06/91	187.160	186.787	188.093	189.669	195.332
Nuts (salted, roasted, cooked, or blanched), sold in bulk.....		311911-11	06/91	154.476	154.274	155.613	156.835	161.999
Canned nuts (salted, roasted, cooked, or blanched).....		311911-12	06/91	148.865	152.083	147.735	151.229	151.229
All other packaged nuts, including all types of seeds (salted, roasted, cooked, or blanched).....		311911-13	06/91	258.822	253.033	253.033	255.272	255.272
Peanut butter.....		311911-4	12/85	228.908	229.941	230.244	230.690	239.567
Secondary products and miscellaneous receipts.....		311911-SM						
Secondary products.....		311911-S	06/91	158.100	153.982	153.982	154.160	155.466

See footnotes at end of table.

Table 11. Producer price indexes for net output of selected industries and their products, not seasonally adjusted — Continued
[June 2023]

Title ¹	Industry code	Product code	Index base	Unadjusted index ²				
				Feb. 2023	Mar. 2023 ^p	Apr. 2023 ^p	May 2023 ^p	June 2023 ^p
Other snack food manufacturing.....	311919		06/91	237.739	242.981	242.981	253.849	253.730
Primary products.....		311919-P	12/85	270.612	276.711	276.711	289.359	289.220
Potato chips and sticks, plain and flavored.....		311919-1	12/85	256.270	257.069	257.069	274.784	273.881
Corn chips and related products.....		311919-4	12/85	270.565	283.321	283.321	283.321	283.321
Other chips, sticks (hard pretzels, bacon rinds, popcorn (except candied), etc.)....		311919-7	12/03	188.140	191.577	191.577	205.566	206.111
Secondary products and miscellaneous receipts.....		311919-SM						
Coffee & tea mfg.....	31192		12/03	177.549	177.027	177.445	177.882	177.720
Coffee and tea manufacturing.....	311920		06/81	248.270	247.540	248.125	248.737	248.510
Primary products.....		311920-P	06/81	234.242	233.550	234.105	234.684	234.469
Roasted coffee.....		311920-1	06/81	246.591	245.494	246.372	246.983	246.759
Coffee, concentrated, including coffee substitutes.....		311920-5	06/81	206.380	206.380	206.380	206.380	206.380
Tea in consumer packages.....		311920-7	12/85	182.589	184.271	182.931	183.487	183.269
Secondary products and miscellaneous receipts.....		311920-SM						
Miscellaneous receipts.....		311920-M	12/00	220.466	220.466	220.466	220.466	220.466
Flavoring syrup & concentrate mfg.....	31193		12/03	161.648	162.243	163.555	162.243	162.469
Flavoring syrup and concentrate manufacturing.....	311930		12/85	239.881	240.723	242.672	240.723	241.080
Primary products.....		311930-P	12/85	251.077	251.010	253.110	251.010	251.890
Liquid beverage bases, excluding use by soft drink bottlers.....		311930-1	12/85	310.934	310.934	319.673	310.934	314.596
Soft drink flavoring syrup, sold in bulk.....		311930-6	05/15	138.710	138.710	138.710	138.710	138.710
Other flavoring agents (except chocolate syrups).....		311930-8	12/85	161.813	161.663	161.663	161.663	161.663
Secondary products and miscellaneous receipts.....		311930-SM						
Secondary products.....		311930-S	06/07	169.493	169.493	169.493	169.494	—
Seasoning & dressing mfg.....	31194		12/03	188.997	189.802	191.098	191.455	191.074
Mayonnaise, dressing, and sauce manufacturing.....	311941		12/03	177.091	178.503	180.776	181.409	180.585
Primary products.....		311941-P	06/81	319.524	322.099	326.569	326.569	324.921
Vinegar and cider.....		311941-1	12/85	177.942	177.942	185.305	185.305	185.305
Prepared sauces, excluding tomato-based sauces and sauces comprised of 20 percent or more meat.....		311941-4	06/81	253.566	253.566	259.913	259.913	258.176
Mayonnaise, salad dressings, and sandwich spreads.....		311941-7	06/81	337.006	342.735	342.735	342.735	341.384
Spoon-type salad dressing incl. mayonnaise, sandwich spreads, refrigerated dressings, semisolid.....		311941-75	06/07	180.054	183.617	183.617	183.617	182.421
Pourable-type salad dressing (reduced calorie, cheese, vinegar and oil, etc.)....		311941-76	06/07	162.076	164.143	164.143	164.143	164.143
Secondary products and miscellaneous receipts.....		311941-SM						
Miscellaneous receipts.....		311941-M	06/94	147.282	147.282	150.332	150.332	150.332
Secondary products.....		311941-S	06/81	270.568	272.638	272.993	283.265	283.228
Spice and extract manufacturing.....	311942		12/03	194.174	194.209	194.265	194.274	194.445
Primary products.....		311942-P	12/03	196.321	196.360	196.396	196.396	196.575
Table salt (evaporated), pepper (white and black), and other spices.....		311942-1	06/85	264.103	264.274	264.259	264.259	265.049
Pepper and other spices in commercial sizes (1 lb or more).....		311942-16	05/17	110.315	110.315	110.315	110.315	111.511
Flavoring extracts, emulsions, liquid flavors, and food colorings.....		311942-6	12/85	362.343	362.343	362.343	362.343	362.343
Dry mix food preparations.....		311942-7	06/91	166.837	166.837	166.922	166.922	166.922
Secondary products and miscellaneous receipts.....		311942-SM						
All other food mfg.....	31199		12/03	184.983	189.347	191.854	171.841	161.415
Perishable prepared food manufacturing.....	311991		12/03	148.964	145.568	145.554	151.675	150.370
Primary products.....		311991-P	12/85	213.658	208.623	208.595	217.671	215.736
Perishable prepared foods.....		311991-0	12/85	213.658	208.623	208.595	217.671	215.736
Secondary products and miscellaneous receipts.....		311991-SM						
Miscellaneous receipts.....		311991-M	12/03	229.717	229.781	229.738	229.713	229.764
All other miscellaneous food manufacturing.....	311999		12/03	214.768	228.468	233.932	182.800	161.779
Primary products.....		311999-P	12/03	213.941	228.107	233.874	179.800	157.611
All other miscellaneous manufactured foods.....		311999-0	12/03	213.941	228.107	233.874	179.800	157.611
Secondary products and miscellaneous receipts.....		311999-SM						
Beverage & tobacco mfg.....	312		12/03	195.992	196.173	195.805	199.319	199.650
Beverage mfg.....	3121		12/84	233.556	233.862	233.032	237.227	237.800
Soft drink & ice mfg.....	31211		12/03	183.097	183.115	181.475	187.422	188.400
Soft drink manufacturing.....	312111		06/81	305.410	304.778	301.775	312.464	315.390
Primary products.....		312111-P	06/81	314.487	313.766	310.568	321.750	325.048
Soft drinks, non-carbonated.....		312111-A	12/00	191.910	191.486	185.468	207.844	210.253
Soft drinks, non-carbonated, all other types.....		312111-A3	06/07	135.876	135.543	135.746	134.213	135.237
Soft drinks, non-carbonated, fruit drinks, cocktails, ades.....		312111-A4	12/11	144.074	143.774	136.833	163.062	165.242
Soft drinks, bottled, canned, glass, plastic, carbonated.....		312111-2	12/11	165.092	164.707	164.518	164.693	166.278
Secondary products and miscellaneous receipts.....		312111-SM						
Miscellaneous receipts.....		312111-M	06/81	211.395	212.013	211.927	225.932	220.086
Secondary products.....		312111-S	06/81	328.332	330.067	330.212	331.749	326.776

See footnotes at end of table.

Table 11. Producer price indexes for net output of selected industries and their products, not seasonally adjusted — Continued
[June 2023]

Title ¹	Industry code	Product code	Index base	Unadjusted index ²				
				Feb. 2023	Mar. 2023 ^p	Apr. 2023 ^p	May 2023 ^p	June 2023 ^p
Bottled water manufacturing.....	312112		12/03	112.789	114.234	113.722	115.666	113.256
Primary products.....		312112-P	12/03	111.364	112.798	112.289	114.202	111.808
Bottled water.....		312112-0	12/00	109.344	110.752	110.252	112.130	109.780
Secondary products and miscellaneous receipts.....		312112-SM						
Miscellaneous receipts.....		312112-M	12/03	—	—	—	—	—
Secondary products.....		312112-S2	09/18	139.609	140.822	140.579	144.464	—
Ice manufacturing.....	312113		12/85	305.815	308.712	309.017	316.179	316.179
Primary products.....		312113-P	12/85	294.122	296.956	297.255	304.262	304.262
Ice, manufactured (cubed, crushed, etc.), including can or block.....		312113-0	12/03	197.042	198.941	199.141	203.835	203.835
Secondary products and miscellaneous receipts.....		312113-SM						
Miscellaneous receipts.....		312113-M	08/98	167.617	167.617	167.617	167.617	167.617
Breweries.....	31212		12/03	154.179	153.973	153.905	153.798	153.597
Breweries.....	312120		06/82	231.288	230.979	230.876	230.716	230.415
Primary products.....		312120-P	06/82	228.826	228.478	228.360	228.179	227.836
Canned beer and ale case goods.....		312120-1	06/82	239.649	239.226	238.685	238.558	238.659
Bottled beer and ale case goods.....		312120-5	06/82	200.353	199.638	199.500	199.539	199.239
Beer and ale in barrels and kegs.....		312120-7	06/82	313.745	313.541	314.031	313.465	312.315
All other malt beverages and brewing products.....		312120-9	06/82	180.822	181.108	180.590	180.797	180.968
Secondary products and miscellaneous receipts.....		312120-SM						
Miscellaneous receipts.....		312120-M	12/02	166.799	166.799	166.799	166.799	166.799
Wineries.....	31213		12/03	144.125	144.603	145.401	145.926	146.119
Wineries.....	312130		12/83	200.284	200.952	202.079	202.808	203.076
Primary products.....		312130-P	12/83	206.003	206.589	207.363	208.136	208.421
Wines, brandy, and brandy spirits.....		312130-0	12/98	147.098	147.516	148.069	148.621	148.824
Wines, white, red, and rose grape, and other fruits, 14 percent or less alcohol...		312130-08	12/11	114.945	115.315	115.748	116.193	116.303
Wines, white grape, 14 percent or less alcohol content.....		312130-0811	12/83	168.520	169.277	169.752	170.348	170.276
Wines, red grape, 14 percent or less alcohol content.....		312130-0821	12/83	218.228	218.661	219.748	220.717	221.248
Wines, rose grape and other fruits and berries, 14 percent or less alcohol. . . .		312130-0831	12/11	142.981	143.268	143.268	143.271	143.271
Wines, dessert, effervescent, and wine coolers.....		312130-09	12/11	123.158	123.688	124.016	124.293	124.293
All other wines, brandy, and brandy spirits.....		312130-0B	06/06	162.500	162.095	162.790	163.323	164.502
Secondary products and miscellaneous receipts.....		312130-SM						
Miscellaneous receipts.....		312130-M	12/91	155.098	158.134	168.479	168.479	168.479
Distilleries.....	31214		12/03	112.498	113.859	113.683	116.252	116.249
Distilleries.....	312140		06/83	185.142	187.385	187.097	191.335	191.331
Primary products.....		312140-P	06/83	180.076	182.276	182.001	186.173	186.173
Distilled liquor, excluding brandy.....		312140-2	07/98	85.917	88.118	88.118	88.118	88.118
Distilled whiskey, all other distilled liquor, excluding brandy.....		312140-22	12/11	129.804	133.129	133.129	133.129	133.129
Bottled liquor, excluding brandy.....		312140-5	06/83	200.678	200.678	200.091	208.979	208.979
Bottled whiskey.....		312140-5B	06/12	102.604	102.604	102.604	109.408	109.408
Bottled gin, vodka, rum, cordials, cocktails, and similiar compounds.....		312140-5C	06/12	105.658	105.658	104.849	106.334	106.334
Secondary products and miscellaneous receipts.....		312140-SM						
Miscellaneous receipts.....		312140-M	08/83	196.495	196.495	196.495	196.495	196.495
Tobacco mfg.....	3122		12/84	1,046.655	1,046.899	1,048.086	1,066.777	1,067.110
Tobacco manufacturing.....	31223		12/82	1,145.916	1,146.183	1,147.482	1,167.946	1,168.310
Tobacco manufacturing.....	312230		12/11	190.947	190.991	191.208	194.617	194.678
Primary products.....		312230-P	12/11	196.009	196.055	196.278	199.787	199.849
Tobacco stemming and redrying.....		312230-0	06/84	119.092	118.675	118.986	118.985	118.985
Tobacco, unstemmed leaf, redried before packing.....		312230-01	12/03	122.249	121.477	122.053	122.050	122.050
Tobacco, stemmed.....		312230-04	06/84	107.397	107.397	107.397	107.397	107.397
Cigarettes, excluding electronic.....		312230-1	12/82	1,265.766	1,265.766	1,265.766	1,289.938	1,289.938
Other tobacco products.....		312230-9	12/03	227.976	228.539	230.458	233.474	234.041
Cigars.....		312230-91	12/82	613.371	613.371	640.711	641.274	649.358
Chewing and smoking tobacco.....		312230-94	12/82	947.310	950.307	950.307	966.180	966.180
Secondary products and miscellaneous receipts.....		312230-SM						
Textile mills.....	313		12/03	171.325	170.935	170.726	169.957	169.896
Fiber, yarn, and thread mills.....	3131		12/84	175.952	172.465	170.765	169.195	169.690
Fiber, yarn, and thread mills.....	31311		12/84	175.952	172.465	170.765	169.195	169.690
Fiber, yarn, and thread mills.....	313110		12/11	122.497	120.069	118.885	117.792	118.137
Primary products.....		313110-P	12/11	122.430	120.004	118.821	117.728	118.072
Spun yarns.....		313110-4	12/82	157.142	151.524	151.547	151.310	151.539
Cotton spun yarns.....		313110-42	05/22	80.981	80.835	80.805	80.628	81.037
Rayon, acetate, and lyocell spun yarns.....		313110-45	12/82	175.968	179.885	179.885	179.885	179.885
Noncellulosic fiber and other natural fiber (excluding cotton and wool) spun yarns.....		313110-47	12/96	144.564	144.564	145.121	143.778	142.828

See footnotes at end of table.

Table 11. Producer price indexes for net output of selected industries and their products, not seasonally adjusted — Continued
 [June 2023]

Title ¹	Industry code	Product code	Index base	Unadjusted index ²				
				Feb. 2023	Mar. 2023 ^P	Apr. 2023 ^P	May 2023 ^P	June 2023 ^P
Fiber, yarn, and thread mills - Continued								
Other noncellulosic fiber & other natural fiber yarns, spun & finished in the same est.....		313110-475	12/11	130.722	130.722	132.280	128.522	125.336
Textured and twisted yarns.....		313110-6	12/82	215.216	214.197	209.844	206.191	207.125
Textured/cripped/bulked filament yarns, incl. stretch yarn, made from purchased filament yarn.....		313110-6H	12/82	234.564	233.286	228.226	223.996	225.330
Fabric mills.....	3132		12/03	163.475	163.549	163.496	163.322	163.237
Broadwoven fabric mills.....	31321		12/03	160.325	161.665	162.427	162.460	162.547
Broadwoven fabric mills.....	313210		12/03	160.276	161.616	162.377	162.410	162.497
Primary products.....		313210-P	12/03	158.937	160.101	160.887	160.921	161.028
Fabricated textile products, made in weaving mills.....		313210-W	12/06	147.346	146.292	141.999	141.461	142.559
Cotton broadwoven fabrics.....		313210-4	09/21	113.868	116.623	119.467	119.909	120.001
Manmade, silk, and other natural fiber (excluding cotton and wool) broadwoven fabrics.....		313210-8	09/21	110.233	110.481	110.471	110.360	110.371
Greige manmade, silk, and other natural fiber (exc cotton/wool) broadwoven fabrics.....		313210-81	06/11	120.037	120.386	120.369	120.120	120.137
Finished manmade, silk, & natural fiber (exc cotton/wool) broadwoven, finished in weaving mills.....		313210-83	06/81	185.407	185.513	185.521	185.832	185.832
Secondary products and miscellaneous receipts.....		313210-SM						
Narrow fabric mills and schiffli embroidery.....	31322		06/84	244.021	244.262	242.728	243.390	243.390
Narrow fabric mills and schiffli embroidery.....	313220		06/84	247.392	247.636	246.083	246.753	246.753
Primary products.....		313220-P	06/84	249.744	249.996	248.404	249.091	249.091
Woven narrow fabrics (12 inches or less in width).....		313220-2	06/84	238.356	238.785	236.596	236.596	236.596
Braided narrow fabrics (12 inches or less in width).....		313220-4	06/84	364.316	363.620	363.620	363.620	363.620
Secondary products and miscellaneous receipts.....		313220-SM						
Secondary products.....		313220-S	06/84	282.320	282.228	282.112	282.112	282.082
Nonwoven fabric mills.....	31323		12/03	154.427	153.774	153.396	153.109	152.899
Nonwoven fabric mills.....	313230		12/85	184.413	183.636	183.188	182.846	182.597
Primary products.....		313230-P	12/85	189.969	189.165	188.701	188.347	188.089
Nonwoven fabrics.....		313230-1	12/85	192.465	191.360	191.125	190.930	190.967
Pressed, punched, or needled felts, excluding hats.....		313230-5	12/85	174.023	178.721	173.897	170.520	164.684
Secondary products and miscellaneous receipts.....		313230-SM1						
Knit fabric mills.....	31324		12/03	165.780	166.217	166.340	165.867	165.943
Knit fabric mills.....	313240		12/11	139.420	139.788	139.891	139.494	139.557
Primary products.....		313240-P	12/11	136.101	136.459	136.562	136.165	136.229
Weft (circular) knit fabrics.....		313240-2	06/81	162.190	162.190	162.901	161.787	161.608
Weft (circular) knit fabrics, greige goods (excluding hosiery).....		313240-21	06/81	164.312	164.312	164.312	162.798	162.258
Weft (circular) knit fabrics, knit and finished in the same establishment (excl hosiery).....		313240-23	12/94	162.058	162.058	163.227	162.258	162.258
Other knit fabrics and laces.....		313240-4	06/81	179.292	180.227	179.722	179.899	180.259
Warp knit fabrics, greige goods (excluding hosiery).....		313240-41	06/81	231.143	231.716	231.716	230.375	231.730
Warp knit fabrics, knit and finished in same establishment.....		313240-43	12/03	147.603	148.839	148.016	148.980	148.860
Secondary products and miscellaneous receipts.....		313240-SM1						
Textile and fabric finishing mills.....	3133		12/03	189.632	190.976	191.744	190.433	189.938
Textile and fabric finishing mills.....	31331		12/03	190.793	192.271	193.285	191.504	190.043
Textile and fabric finishing mills.....	313310		12/11	150.600	151.765	152.564	151.161	150.009
Primary products.....		313310-P	12/11	152.230	153.449	154.284	152.817	151.612
Textile and fabric finishing, except broadwoven.....		313310-B	12/03	165.743	166.271	166.798	166.798	166.458
Finished broadwoven fabrics, finished in finishing mills.....		313310-4	12/03	206.921	208.930	210.233	207.534	205.470
Commission finishing of cotton broadwoven fabrics.....		313310-43	06/84	314.237	315.886	316.794	316.588	316.623
Other finished broadwoven fabrics (excl. cotton and wool), finished in finishing mills.....		313310-45	06/84	290.727	292.382	296.761	287.223	279.128
Other commission finishing of broadwoven fabrics (excl. cotton & wool).....		313310-47	06/84	301.087	305.463	305.463	305.454	306.095
Secondary products and miscellaneous receipts.....		313310-SM						
Fabric coating mills.....	31332		12/03	193.641	194.733	194.985	194.670	196.296
Fabric coating mills.....	313320		06/85	273.446	274.988	275.343	274.899	277.194
Primary products.....		313320-P	06/85	266.633	268.148	268.498	268.060	270.317
Vinyl coated fabrics, including expanded vinyl coated.....		313320-1	06/85	263.335	263.340	263.285	262.277	262.517
Rubber coated fabrics, garments, and footwear.....		313320-4	12/03	214.966	214.966	214.966	214.394	214.394
Coated or laminated fabrics and coated yarns, incl. impregnated fabrics.....		313320-5	06/06	158.367	159.763	160.099	160.008	162.027
Secondary products and miscellaneous receipts.....		313320-SM						
Secondary products.....		313320-S	06/85	214.508	214.601	214.752	214.925	214.687
Textile product mills.....	314		12/03	158.363	158.346	158.753	158.530	158.315
Textile furnishings mills.....	3141		12/03	153.170	152.926	153.700	153.437	153.086

See footnotes at end of table.

Table 11. Producer price indexes for net output of selected industries and their products, not seasonally adjusted — Continued
[June 2023]

Title ¹	Industry code	Product code	Index base	Unadjusted index ²				
				Feb. 2023	Mar. 2023 ^P	Apr. 2023 ^P	May 2023 ^P	June 2023 ^P
Carpet and rug mills.....	31411		12/84	188.198	187.648	188.811	188.377	187.797
Carpet and rug mills.....	314110		06/90	172.237	171.733	172.798	172.400	171.869
Primary products.....		314110-P	06/90	173.566	173.057	174.134	173.732	173.216
Carpet and rugs.....		314110-0	06/90	173.566	173.057	174.134	173.732	173.216
Secondary products and miscellaneous receipts.....		314110-SM						
Curtain and linen mills.....	31412		12/03	157.176	157.528	157.809	157.809	157.809
Curtain and linen mills.....	314120		06/83	183.875	184.286	184.616	184.616	184.616
Primary products.....		314120-P	06/83	181.788	182.218	182.444	182.444	182.444
Curtains and draperies, made from purchased materials.....		314120-1	06/84	223.457	223.457	223.457	223.457	223.457
Other household textile products, made from purchased materials.....		314120-8	06/83	179.194	179.800	180.119	180.119	180.119
Bedspreads, made from purchased materials.....		314120-83	06/83	152.318	152.318	152.318	152.318	152.318
Other household furnishings, made from purchased materials.....		314120-89	06/83	164.689	165.353	165.703	165.703	165.703
Secondary products and miscellaneous receipts.....		314120-SM						
Miscellaneous receipts.....		314120-M	06/83	195.325	195.325	198.687	198.687	198.687
Secondary products.....		314120-S	06/83	250.786	250.786	250.787	250.787	250.787
Other textile product mills.....	3149		12/03	163.257	163.555	163.449	163.282	163.260
Textile bag and canvas mills.....	31491		12/03	167.251	167.251	167.390	167.390	167.390
Textile bag and canvas mills.....	314910		12/11	139.562	139.562	139.678	139.679	139.679
Primary products.....		314910-P	12/11	141.001	141.001	141.132	141.132	141.132
Textile bags.....		314910-1	12/85	214.875	214.875	214.875	—	—
Canvas and related products.....		314910-5	12/85	362.746	362.746	363.139	363.139	363.139
Secondary products and miscellaneous receipts.....		314910-SM						
Miscellaneous receipts.....		314910-M	12/11	115.661	115.661	115.661	115.661	115.661
Secondary products.....		314910-S	12/11	163.684	163.684	163.679	163.682	163.682
All other textile product mills.....	31499		12/03	160.179	160.621	160.396	160.149	160.116
Rope, twine, tire cord, and tire fabric mills.....	314994		12/11	117.633	117.552	116.794	116.102	116.009
Primary products.....		314994-P	12/11	115.427	115.361	114.603	113.905	113.800
Rope, cordage, and twine.....		314994-4	06/85	290.538	290.181	290.350	290.772	290.199
Tire cord and tire fabrics.....		314994-7	06/84	150.127	150.127	148.217	146.342	146.342
Secondary products and miscellaneous receipts.....		314994-SM						
Miscellaneous receipts.....		314994-M	12/11	150.743	149.813	149.714	149.951	150.688
All other miscellaneous textile product mills.....	314999		12/03	155.225	155.843	155.902	155.902	155.902
Primary products.....		314999-P	12/03	155.423	156.109	156.143	156.143	156.143
Embroideries (excluding Schiffl machine products) and embroidery contractors.....		314999-6	12/11	128.457	128.457	128.457	128.457	128.457
Trimnings and findings, excluding automobile and apparel.....		314999-7	12/03	198.066	213.850	213.850	213.850	213.850
All other miscellaneous fabricated textile products.....		314999-8	12/03	153.617	153.830	153.880	153.880	153.880
Secondary products and miscellaneous receipts.....		314999-SM						
Miscellaneous receipts.....		314999-M	12/03	174.355	174.744	174.744	174.744	174.744
Secondary products.....		314999-S	12/03	137.489	137.489	137.942	137.942	137.942
Apparel manufacturing.....	315		12/03	126.570	126.594	126.613	127.148	127.309
Apparel knitting mills.....	3151		12/84	138.962	138.962	138.974	139.007	139.007
Apparel Knitting Mills.....	31512		12/22	100.780	100.780	100.789	100.813	100.813
Apparel knitting mills.....	315120		12/22	100.781	100.781	100.789	100.813	100.813
Primary products.....		315120-P	12/22	100.799	100.799	100.808	100.833	100.833
Hosiery and socks.....		315120-1	12/10	115.952	115.952	115.965	116.000	116.000
Hosiery and socks.....		315120-10	05/20	106.754	106.754	106.766	106.798	106.798
Other apparel knitting mills.....		315120-2	12/11	117.457	117.457	117.457	117.457	—
Secondary products and miscellaneous receipts.....		315120-SM						
Cut and sew apparel manufacturing.....	3152		12/03	123.878	123.910	123.916	124.621	124.793
Cut and sew apparel contractors.....	31521		12/03	125.432	125.432	125.432	125.432	125.432
Cut and sew apparel contractors.....	315210		12/11	119.632	119.632	119.632	119.632	119.632
Primary products.....		315210-P	12/11	119.854	119.854	119.854	119.854	119.854
Contract receipts for women's, girls', and infants' apparel.....		315210-2	12/03	119.071	119.071	—	—	—
Contract receipts for men's and boys' (including unisex) apparel.....		315210-4	12/03	142.997	142.997	142.997	142.997	142.997
Contract receipts for men's and boys' pants, work apparel, and other outerwear.....		315210-48	06/07	123.826	123.826	123.826	123.826	123.826
Secondary products and miscellaneous receipts.....		315210-SM						
Cut and sew apparel manufacturing (except contractors).....	31525		12/22	99.870	99.905	99.911	100.669	100.855
Cut and sew apparel manufacturing (except contractors).....	315250		12/22	99.872	99.907	99.914	100.670	100.855
Primary products.....		315250-P	12/22	99.854	99.889	99.896	100.662	100.851
Men's and boys' cut and sew apparel manufacturing.....		315250-1	12/11	136.867	137.025	137.009	140.294	140.294
Men's and boys' nightwear, robes, and underwear, made from purchased fabrics.....		315250-11	12/03	165.532	165.532	165.532	165.532	165.532

See footnotes at end of table.

Table 11. Producer price indexes for net output of selected industries and their products, not seasonally adjusted — Continued
[June 2023]

Title ¹	Industry code	Product code	Index base	Unadjusted index ²				
				Feb. 2023	Mar. 2023 ^p	Apr. 2023 ^p	May 2023 ^p	June 2023 ^p
Cut and sew apparel manufacturing (except contractors) - Continued								
Men's and boys' suits, coats, and overcoats, made from purchased fabrics. . . .		315250-12	12/80	212.536	213.163	213.163	223.593	223.593
Men's and boys' shirts, except work shirts, made from purchased fabrics.		315250-13	06/83	189.326	189.326	189.326	189.326	189.326
Men's and boys' pants, except work pants, made from purchased fabrics.		315250-14	12/81	287.302	287.302	287.302	287.302	—
Men's and boys' work clothing, made from purchased fabrics.		315250-15	12/81	175.481	175.481	175.481	179.391	179.391
Men's and boys' other outerwear, made from purchased fabrics.		315250-16	12/83	220.840	220.840	220.656	220.727	220.727
Women's, girls', and infants' cut and sew apparel manufacturing.		315250-2	12/11	105.277	105.278	105.278	105.511	105.882
Women's and girls' lingerie and nightwear, made from purchased fabrics.		315250-21	12/03	118.337	118.337	118.337	119.633	119.633
Women's and girls' blouses and shirts, made from purchased fabrics.		315250-22	06/83	175.370	175.370	175.370	175.370	175.370
Women's and girls' dresses, made from purchased fabrics.		315250-23	12/80	126.618	126.618	126.618	126.700	126.700
Women's and girls' suits, coats, and skirts, made from purchased fabrics.		315250-24	12/82	127.923	127.923	127.923	128.166	134.056
Women's and girls' other outerwear, made from purchased fabrics.		315250-25	06/83	108.954	108.957	108.957	109.602	109.813
Other cut and sew apparel manufacturing.		315250-3	12/22	102.951	102.970	103.024	103.024	103.024
Fur and leather apparel, made from purchased materials.		315250-31	12/03	203.945	204.251	205.101	205.101	205.101
All other cut and sew apparel, made from purchased materials.		315250-32	12/03	157.059	157.059	157.059	157.059	157.059
Secondary products and miscellaneous receipts.		315250-SM						
Miscellaneous receipts.		315250-M	12/11	124.362	124.362	124.362	125.129	125.129
Secondary products.		315250-S	12/11	122.194	122.194	122.194	122.389	122.508
Accessories and other apparel manufacturing.	3159		12/03	158.334	158.334	158.474	158.574	158.938
Accessories and other apparel manufacturing.	31599		12/03	158.331	158.331	158.470	158.570	158.935
Accessories and other apparel manufacturing.	315990		12/11	142.428	142.428	142.553	142.644	142.972
Primary products.		315990-P	12/11	137.244	137.244	137.375	137.470	137.807
All other accessories and apparel.		315990-B	12/03	137.491	137.491	137.491	137.491	137.491
Leather belts, made from purchased materials.		315990-BC	06/85	173.027	173.027	173.027	173.027	—
All other apparel accessories, made from purchased materials.		315990-BE	12/11	136.997	136.997	136.997	136.997	136.997
Hats, caps, and millinery products.		315990-4	12/90	255.638	255.638	255.638	256.072	256.072
Men's and boys' fabric, straw, and felt hats, made from purchased materials. . . .		315990-41	12/90	277.937	277.937	277.937	277.937	277.937
Women's, girls', and infants' fabric, straw, and felt hats, made from purchased materials.		315990-43	12/90	159.903	159.903	159.903	159.903	159.903
Hat bodies and fabric caps, made from purchased materials.		315990-45	12/90	264.464	264.464	264.464	268.540	268.540
Gloves and mittens, made from purchased materials.		315990-7	12/03	183.085	183.085	184.319	184.319	186.578
Secondary products and miscellaneous receipts.		315990-SM						
Miscellaneous receipts.		315990-M	12/11	158.468	158.468	158.468	158.468	158.468
Secondary products.		315990-S	12/11	139.391	139.391	139.391	139.391	139.594
Leather and allied product manufacturing.	316		12/84	199.546	199.801	200.175	200.109	200.271
Leather and hide tanning and finishing.	3161		06/81	202.217	203.655	203.584	203.181	202.295
Leather and hide tanning and finishing.	31611		06/81	202.217	203.655	203.584	203.181	202.295
Leather and hide tanning and finishing.	316110		06/81	202.071	203.508	203.437	203.035	202.149
Primary products.		316110-P	06/81	198.139	199.555	199.485	199.089	198.216
Finished and unfinished leather.		316110-1	12/97	108.281	109.149	109.109	108.792	108.257
Tanning or finishing leather owned by others, and furs, dressed and dyed or bleached.		316110-2	06/11	131.344	131.344	131.316	132.056	132.056
Contract and commission receipts for tanning or finishing leather owned by others.		316110-21	06/81	207.833	207.833	207.779	207.779	207.779
Secondary products and miscellaneous receipts.		316110-SM						
Footwear manufacturing.	3162		12/03	157.052	156.714	157.502	157.576	157.579
Footwear manufacturing.	31621		12/03	157.052	156.714	157.502	157.576	157.579
Footwear manufacturing.	316210		12/11	138.827	138.528	139.224	139.290	139.293
Primary products.		316210-P	12/11	137.648	137.344	138.027	138.093	138.093
Rubber and plastics footwear, including athletic footwear.		316210-1	12/80	163.042	163.022	163.022	163.711	163.711
Men's footwear (size 6 and larger), excluding athletic.		316210-2	12/93	203.802	203.016	204.484	204.484	204.484
Women's footwear (size 4 and larger), excluding athletic.		316210-5	12/93	146.553	146.524	147.233	147.233	147.233
Secondary products and miscellaneous receipts.		316210-SM						
Miscellaneous receipts.		316210-M	12/11	165.614	165.614	166.922	166.922	167.091
Other leather product manufacturing.	3169		12/03	151.982	152.081	152.103	152.108	152.945
Other leather product manufacturing.	31699		12/03	151.982	152.081	152.102	152.107	152.945
Other leather and allied product manufacturing.	316990		12/22	101.756	101.822	101.837	101.840	102.401
Primary products.		316990-P	12/22	101.749	101.778	101.792	101.796	102.376
Women's and children's handbags and purses.		316990-1	06/06	133.000	133.120	133.177	133.177	133.337
All other leather goods and allied products.		316990-2	12/11	132.216	132.230	132.239	132.245	133.167
Luggage (including suitcases, travel bags, backpacks, and other types).		316990-21	12/84	161.579	161.579	161.579	161.579	164.503
Personal leather goods (excluding women's handbags and purses).		316990-22	06/82	203.131	203.844	204.593	205.149	205.149
Boot and shoe cut stock and findings.		316990-24	12/06	133.762	133.861	133.861	133.861	138.390
All other miscellaneous leather goods.		316990-25	12/03	173.017	173.017	173.017	173.017	172.246
Secondary products and miscellaneous receipts.		316990-SM						

See footnotes at end of table.

Table 11. Producer price indexes for net output of selected industries and their products, not seasonally adjusted — Continued
[June 2023]

Title ¹	Industry code	Product code	Index base	Unadjusted index ²				
				Feb. 2023	Mar. 2023 ^P	Apr. 2023 ^P	May 2023 ^P	June 2023 ^P
Other leather and allied product manufacturing - Continued								
Miscellaneous receipts.....		316990-M	12/11	154.304	154.304	154.304	154.304	154.304
Wood product manufacturing.....	321		12/03	186.508	185.634	185.018	185.375	184.772
Sawmills and wood preservation.....	3211		12/03	149.759	149.087	148.616	149.225	147.281
Sawmills and wood preservation.....	32111		12/03	149.759	149.087	148.616	149.225	147.281
Sawmills.....	321113		12/80	210.577	208.401	205.905	207.080	203.731
Primary products.....		321113-P	12/03	140.671	139.123	137.387	138.395	136.106
Hardwood lumber, made in sawmills.....		321113-1	12/03	104.362	102.023	100.827	102.200	98.724
Softwood lumber, made in sawmills.....		321113-3	12/03	140.150	138.647	136.718	137.429	135.512
Softwood dressed lumber, less than 2 inches in nominal thickness, not edge worked.....		321113-32	06/12	171.188	160.724	154.745	150.955	140.520
Softwood dressed 2-inch lumber, 2 inches in nominal thickness only, not edge worked.....		321113-33	06/12	146.812	146.221	144.210	145.685	145.346
Softwood dressed lumber and timbers, more than 2 inches in nominal thickness, not edge worked.....		321113-34	06/12	140.879	139.570	140.416	144.057	137.592
Wood chips, excluding field chips.....		321113-5	12/80	146.118	147.573	146.341	146.832	147.743
Wood ties, siding, shingles, and shakes, and contract sawing of logs owned by others.....		321113-7	12/03	172.362	174.438	174.167	176.609	176.588
Secondary products and miscellaneous receipts.....		321113-SM						
Wood preservation.....	321114		06/85	279.131	283.549	291.080	290.672	289.878
Primary products.....		321114-P	06/85	273.183	277.604	284.935	284.118	283.357
Wood poles, piles, and posts owned and treated by the same establishment.....		321114-1	06/85	403.590	415.669	432.224	435.276	435.276
Other wood products owned and treated by the same establishment.....		321114-5	06/85	241.044	241.410	244.582	240.818	239.425
Receipts for treating wood owned by others w/ arsenical chemicals, creosote, & other chemicals.....		321114-9	06/85	224.369	224.650	223.778	223.781	222.538
Secondary products and miscellaneous receipts.....		321114-SM						
Plywood and engineered wood product mfg.....	3212		12/03	179.523	178.331	177.745	179.086	178.882
Plywood and engineered wood product mfg.....	32121		12/03	179.523	178.331	177.745	179.086	178.882
Hardwood veneer and plywood manufacturing.....	321211		06/85	227.659	227.584	227.500	224.203	225.987
Primary products.....		321211-P	06/85	238.607	237.876	236.796	233.199	235.247
Hardwood veneer, including veneer backed with paper, cloth, or other flexible material.....		321211-1	12/03	142.792	142.933	143.143	138.173	139.320
Hardwood plywood.....		321211-4	12/12	154.206	154.517	152.169	151.660	151.660
Hardwood veneered panels, including two-ply veneers.....		321211-7	06/85	246.380	240.681	240.359	244.474	250.780
Secondary products and miscellaneous receipts.....		321211-SM						
Softwood veneer and plywood manufacturing.....	321212		12/80	253.398	249.611	249.130	246.749	245.808
Primary products.....		321212-P	12/80	259.075	255.090	254.550	253.786	252.708
Softwood veneer, incl. veneer backed w/ paper, cloth, or other flexible material.....		321212-1	12/80	186.355	180.557	177.746	177.446	176.733
Softwood plywood products: rough, sanded, and specialties.....		321212-4	12/11	180.321	179.128	180.057	179.390	178.607
Secondary products and miscellaneous receipts.....		321212-SM						
Secondary products.....		321212-S	12/80	259.736	256.997	256.997	237.690	237.882
Engineered wood member manufacturing.....	321215		12/22	95.410	94.240	92.266	90.576	89.913
Primary products.....		321215-P	12/22	95.920	94.575	92.273	90.482	89.798
Engineered wood members (excluding trusses).....		321215-1	12/06	225.702	222.696	220.001	218.180	217.366
Laminated veneer lumber.....		321215-11	12/03	262.746	258.857	258.857	253.007	-
Other engineered structural wood members, excluding trusses & laminated veneer lumber.....		321215-12	12/03	277.058	273.601	268.413	268.413	268.102
Wood trusses.....		321215-2	12/03	290.017	285.868	277.470	270.789	268.298
Secondary products and miscellaneous receipts.....		321215-SM						
Reconstituted wood product manufacturing.....	321219		06/91	260.214	260.853	265.543	280.751	281.948
Primary products.....		321219-P	06/91	259.080	261.042	266.459	282.654	283.903
Hardboard products.....		321219-B	12/11	183.059	184.690	184.599	183.150	183.150
Particleboard made from particleboard produced at the same location.....		321219-1	12/82	379.489	370.942	367.929	363.443	363.443
Secondary products and miscellaneous receipts.....		321219-SM						
Other wood product manufacturing.....	3219		12/03	204.752	203.971	203.276	202.989	202.842
Millwork.....	32191		12/03	198.811	198.422	196.910	196.705	197.358
Wood window and door manufacturing.....	321911		12/03	207.028	206.575	203.743	202.901	202.608
Primary products.....		321911-P	12/03	204.185	203.528	200.773	199.987	199.771
Wood window units.....		321911-1	06/83	375.400	376.091	376.091	376.091	376.091
Double hung wood window units.....		321911-11	06/13	167.180	167.180	167.180	167.180	167.180
Casement wood window units.....		321911-12	06/13	184.079	184.848	184.848	184.848	184.848
All other wood window units, including horizontal sliding, awning and single hung.....		321911-13	06/13	157.605	157.605	157.605	157.605	157.605
Wood sash, excluding sash shipped in window units.....		321911-3	06/83	378.806	378.806	378.806	378.806	378.806
Wood window & door frames, incl. door frames in door units, excl. window frames in window units.....		321911-5	06/83	241.062	236.128	227.531	222.679	221.356

See footnotes at end of table.

Table 11. Producer price indexes for net output of selected industries and their products, not seasonally adjusted — Continued
 [June 2023]

Title ¹	Industry code	Product code	Index base	Unadjusted index ²				
				Feb. 2023	Mar. 2023 ^P	Apr. 2023 ^P	May 2023 ^P	June 2023 ^P
Wood window and door manufacturing - Continued								
Wood panel, flush, & molded face doors, interior & exterior, incl. doors with glazed sections.....		321911-7	06/83	360.154	360.154	350.945	350.349	350.209
Other wood doors, incl. garage, patio, bifold, cabinet, screen, storm and louver. ...		321911-9	06/83	324.617	324.259	322.912	323.186	323.225
Secondary products and miscellaneous receipts.....		321911-SM						
Secondary products.....		321911-S	12/03	197.771	195.211	190.393	188.337	186.561
Cut stock, resawing lumber, and planing.....	321912		12/03	191.355	191.029	189.787	190.304	192.055
Primary products.....		321912-P	12/03	185.155	184.775	183.328	183.931	186.388
Softwood lumber, made from purchased lumber.....		321912-3	12/03	236.455	232.586	231.394	232.460	232.150
Hardwood cut stock and dimension.....		321912-6	06/84	266.124	266.124	266.124	266.124	277.168
Softwood cut stock and dimension.....		321912-8	12/80	227.095	227.403	230.074	210.493	207.970
Sawn wood fence stock, wood lath, and contract resawing and planing.....		321912-9	12/03	213.544	213.544	213.544	213.544	213.544
Secondary products and miscellaneous receipts.....		321912-SM						
Other millwork, including flooring.....	321918		12/03	189.026	188.690	189.039	189.280	190.554
Primary products.....		321918-P	12/03	187.156	186.578	187.643	187.804	188.092
Wood moldings.....		321918-2	06/83	372.911	371.564	370.707	372.419	372.419
Other wood millwork products, including stairwork, exterior millwork, and softwood flooring.....		321918-5	12/03	162.099	162.241	163.419	163.777	163.714
Hardwood flooring.....		321918-7	06/84	263.338	261.050	264.157	262.780	264.406
Hardwood flooring, other than oak and maple.....		321918-72	12/03	176.898	177.261	177.261	177.261	177.261
Oak and maple hardwood flooring.....		321918-73	06/84	237.915	235.683	238.672	237.347	238.912
Secondary products and miscellaneous receipts.....		321918-SM						
Miscellaneous receipts.....		321918-M	12/03	—	—	166.275	166.988	—
Secondary products.....		321918-S	12/03	230.982	233.381	232.537	232.958	230.268
Wood container and pallet manufacturing.....	32192		12/03	207.863	205.973	205.318	202.984	200.257
Wood container and pallet manufacturing.....	321920		12/03	207.848	205.958	205.303	202.982	200.252
Primary products.....		321920-P	12/03	201.027	199.181	198.558	196.841	194.043
Nailed and lock-corner wood boxes.....		321920-1	06/85	209.169	209.169	209.169	209.169	209.169
Wood box and crate shook.....		321920-3	06/85	245.420	245.420	238.109	235.399	235.399
Wood pallets and pallet containers, wood and metal combination.....		321920-5	12/03	217.632	215.374	214.720	212.759	209.336
Other wood container parts and wood containers.....		321920-7	12/03	125.120	125.120	127.792	127.792	127.792
Secondary products and miscellaneous receipts.....		321920-SM						
Miscellaneous receipts.....		321920-M	12/03	318.267	312.357	307.704	262.896	258.022
Secondary products.....		321920-S	12/03	186.207	185.408	185.163	177.447	178.734
All other wood product manufacturing.....	32199		12/03	202.910	202.210	202.961	203.897	204.038
Manufactured home, mobile home, manufacturing.....	321991		06/81	490.669	489.585	489.585	491.790	492.605
Primary products.....		321991-P	06/81	490.719	489.635	489.635	491.841	492.656
Manufactured homes (mobile homes), all width sizes (incl. multisection).....		321991-1	06/81	491.724	490.638	490.638	492.848	493.665
Secondary products and miscellaneous receipts.....		321991-SM						
Prefabricated wood building manufacturing.....	321992		12/84	397.738	397.691	400.026	400.897	402.092
Primary products.....		321992-P	12/84	383.133	383.045	385.358	386.220	387.444
Prefabricated stationary wood buildings, components (not sold as complete units).....		321992-1	12/89	201.179	199.312	199.312	197.866	197.022
Prefabricated stationary wood buildings, shipped in panel form (complete units) ...		321992-5	12/84	580.349	579.536	579.712	582.246	582.878
Prefabricated stationary wood buildings, precut packages (complete units).....		321992-6	12/84	515.961	517.848	518.731	520.553	527.819
Prefabricated stationary wood buildings, shipped in three-dimensional assemblies.....		321992-7	12/84	394.386	394.647	401.416	401.877	401.877
Prefabricated stationary wood buildings, three-dimensional assemblies, residential.....		321992-71	12/84	384.115	384.397	391.725	392.223	392.223
Prefabricated stationary wood buildings, three-dimensional assemblies, nonresidential.....		321992-72	12/84	461.642	461.648	461.648	461.655	461.655
Secondary products and miscellaneous receipts.....		321992-SM						
Miscellaneous receipts.....		321992-M	06/98	285.821	282.494	282.573	283.096	281.608
Secondary products.....		321992-S	08/92	389.839	399.401	399.440	398.527	398.116
Miscellaneous wood product manufacturing.....	321999		12/03	142.657	141.618	142.415	143.361	143.073
Primary products.....		321999-P	06/84	212.022	210.405	211.929	211.929	211.505
All other miscellaneous wood products.....		321999-0	06/02	138.537	137.480	138.476	138.476	138.199
Secondary products and miscellaneous receipts.....		321999-SM						
Paper manufacturing.....	322		12/03	188.222	186.912	186.161	185.664	184.956
Pulp, paper & paperboard mills.....	3221		12/03	184.665	183.963	182.691	181.288	179.471
Pulp mills.....	32211		12/82	281.284	280.803	259.963	241.324	232.754
Pulp mills.....	322110		12/82	281.282	280.801	259.961	241.322	232.752
Primary products.....		322110-P	12/82	311.334	310.801	287.735	267.105	257.619
Special alpha and dissolving wood pulp, incl. sulfite and sulfate and other wood pulp.....		322110-6	12/11	141.630	142.070	130.332	119.600	114.505
All other miscellaneous pulp, other than wood, and pulp mill by-products, incl. turpentine.....		322110-9	06/88	459.505	443.297	437.391	437.391	441.042

See footnotes at end of table.

Table 11. Producer price indexes for net output of selected industries and their products, not seasonally adjusted — Continued
 [June 2023]

Title ¹	Industry code	Product code	Index base	Unadjusted index ²				
				Feb. 2023	Mar. 2023 ^P	Apr. 2023 ^P	May 2023 ^P	June 2023 ^P
Paper mills.....	32212		06/81	246.540	245.113	245.508	243.720	241.823
Paper mills.....	322120		12/03	168.526	167.577	167.880	166.676	165.355
Primary products.....		322120-P	12/03	169.023	168.396	169.125	168.782	167.110
Bleached bristol, clay-coated, uncoated, and industrial converted paper.....		322120-1	12/11	133.628	131.402	132.999	132.128	130.671
Construction paper.....		322120-2	12/11	138.360	138.360	138.360	135.806	134.529
Sanitary tissue paper products, made in paper mills.....		322120-4	06/83	246.211	246.833	247.114	248.150	246.353
Newsprint and uncoated ground-wood paper.....		322120-5	12/03	139.894	142.997	141.426	142.369	137.089
Secondary products and miscellaneous receipts.....		322120-SM						
Paperboard mills.....	32213		12/82	388.696	387.943	385.462	385.749	382.096
Paperboard mills.....	322130		12/82	389.126	388.374	385.890	386.175	382.531
Primary products.....		322130-P	12/82	371.337	370.794	368.423	368.545	366.019
Bleached packaging and industrial converting paperboard.....		322130-B	05/21	130.842	130.842	130.842	130.842	130.842
Unbleached kraft packaging and industrial converting paperboard.....		322130-1	12/82	365.618	365.560	364.173	364.173	363.888
Recycled paperboard.....		322130-7	12/82	423.983	421.439	413.306	413.916	404.820
Secondary products and miscellaneous receipts.....		322130-SM						
Converted paper product mfg.....	3222		12/03	192.502	190.971	190.486	190.593	190.429
Paper container mfg.....	32221		12/84	331.482	327.844	325.940	327.085	326.297
Corrugated and solid fiber box manufacturing.....	322211		03/80	446.036	438.853	433.349	432.253	430.624
Primary products.....		322211-P	03/80	447.182	439.880	434.049	432.904	431.556
Corrugated and solid fiber boxes, including pallets.....		322211-0	03/80	447.182	439.880	434.049	432.904	431.556
Corrugated shipping containers for food and beverages and carryout boxes for retail food.....		322211-01	03/80	373.093	371.643	365.891	365.891	366.405
Corrugated shipping containers for paper and allied products.....		322211-02	03/80	468.496	450.369	447.101	445.413	444.988
Corrugated shipping containers for metal and electrical machinery.....		322211-03	06/02	265.234	265.234	263.588	263.457	262.005
Corrugated shipping containers for all other end uses.....		322211-04	03/80	451.320	444.716	438.376	438.376	433.049
Corrugated paperboard in sheets and rolls, lined and unlined.....		322211-05	03/80	389.870	374.014	365.447	360.748	361.024
Other corrugated and solid fiber products, including containers, pallets, pads, etc.....		322211-09	06/02	260.889	259.824	258.530	258.405	258.299
Secondary products and miscellaneous receipts.....		322211-SM						
Miscellaneous receipts.....		322211-M	06/02	305.213	290.177	303.743	304.620	290.182
Secondary products.....		322211-S	12/90	218.644	218.601	218.626	218.638	214.960
Folding paperboard box manufacturing.....	322212		12/83	234.847	235.968	238.569	243.469	243.507
Primary products.....		322212-P	12/83	230.337	230.567	233.215	238.205	238.243
Folding paperboard boxes, packaging, and packaging components.....		322212-0	12/83	230.337	230.567	233.215	238.205	238.243
Secondary products and miscellaneous receipts.....		322212-SM						
Other paperboard container manufacturing.....	322219		12/11	144.669	143.453	143.905	144.997	145.072
Primary products.....		322219-P	12/11	149.353	147.983	148.492	149.722	149.808
Setup (rigid) paperboard boxes.....		322219-1	12/83	490.922	497.691	496.872	500.175	503.665
Paperboard fiber drums with ends of any material.....		322219-7	12/85	504.353	504.353	502.569	503.878	504.259
Fiber cans, tubes, and similar fiber products.....		322219-8	12/85	432.796	421.649	429.890	431.345	431.339
Fiber cans, all fiber and composite.....		322219-81	12/85	380.963	365.526	377.493	379.782	380.226
Fiber cores and tubes.....		322219-82	12/85	463.592	461.988	461.988	461.612	460.644
Paperboard cones, reels, spools, bobbins, blocks, and all vulcanized fiber products.....		322219-83	12/02	153.791	153.791	153.791	153.791	153.791
Secondary products and miscellaneous receipts.....		322219-SM						
Paper bag and coated and treated paper mfg.....	32222		12/03	176.541	176.406	176.555	176.030	176.459
Paper bag and coated and treated paper manufacturing.....	322220		12/11	134.199	134.096	134.210	133.811	134.137
Primary products.....		322220-P	12/11	133.981	133.876	133.990	133.571	133.817
Specialty bags, pouches, and liners, multiweb laminations and foil, except film-film.....		322220-C	12/83	311.551	311.594	310.674	310.656	311.459
Uncoated single-web paper grocers' bags and sacks and variety and shopping bags.....		322220-D	12/83	428.583	428.583	483.162	491.421	491.421
Laminated aluminum foil rolls and sheets for flexible packaging uses.....		322220-F	12/03	164.123	164.236	163.509	163.509	163.509
Pasted, lined, laminated, or surface-coated paperboard.....		322220-G	12/84	339.591	339.591	339.591	339.591	339.591
Single-web paper, rolls and sheets, including waxed, for flexible packaging uses.....		322220-H	12/87	300.266	300.266	299.452	299.452	299.452
Multiweb laminated rolls and sheets, except foil, for flexible packaging uses.....		322220-J	12/03	168.369	168.568	170.815	163.377	163.234
Printing paper, coated at establishments other than where paper was produced.....		322220-K	12/82	265.841	261.838	261.838	261.838	-
Pressure-sensitive products.....		322220-N	12/82	250.246	249.823	247.070	248.159	248.644
Wallcoverings.....		322220-7	06/85	182.992	182.992	182.992	182.992	182.992
Converted foil for nonpackaging applications.....		322220-8	06/13	121.419	121.419	121.419	121.419	121.419
Other coated and processed papers, except for packaging uses.....		322220-9	12/11	120.231	123.065	121.408	117.843	118.245
Secondary products and miscellaneous receipts.....		322220-SM						
Miscellaneous receipts.....		322220-M	12/11	118.152	118.152	118.152	118.743	118.743
Stationery product mfg.....	32223		12/03	211.773	208.397	211.562	209.396	209.669
Stationery product manufacturing.....	322230		12/11	165.576	162.937	165.411	163.717	163.930
Primary products.....		322230-P	12/11	166.986	164.264	166.814	165.092	165.317

See footnotes at end of table.

Table 11. Producer price indexes for net output of selected industries and their products, not seasonally adjusted — Continued
[June 2023]

Title ¹	Industry code	Product code	Index base	Unadjusted index ²				
				Feb. 2023	Mar. 2023 ^P	Apr. 2023 ^P	May 2023 ^P	June 2023 ^P
Stationery product manufacturing - Continued								
Die-cut paper and paperboard office supplies.....		322230-4	12/89	285.356	285.356	285.356	285.356	285.356
Envelopes, commercial, all types and materials.....		322230-5	12/84	258.169	256.688	257.456	257.397	255.086
Tablets, pads and related products.....		322230-9	06/85	270.354	270.663	270.663	270.663	277.638
Secondary products and miscellaneous receipts.....		322230-SM						
Miscellaneous receipts.....		322230-M	12/11	129.411	127.472	128.397	126.117	125.743
Other converted paper product mfg.....	32229		12/03	148.145	147.939	147.778	147.447	147.492
Sanitary paper product manufacturing.....	322291		12/03	134.131	133.845	133.736	133.744	133.787
Primary products.....		322291-P	06/83	195.540	195.084	194.897	194.968	194.949
Disposable diapers and similar disposable products, made from purchased sanitary paper stock.....		322291-2	12/03	103.668	103.668	103.668	103.668	103.668
Sanitary tissue paper products, made from purchased sanitary paper stock or wadding.....		322291-5	12/03	170.245	169.504	169.200	169.314	169.284
Secondary products and miscellaneous receipts.....		322291-SM						
Miscellaneous receipts.....		322291-M	12/03	279.497	277.492	274.859	245.348	289.735
All other converted paper product mfg.....	322299		12/03	183.958	184.018	183.716	182.300	182.344
Primary products.....		322299-P	12/03	181.210	180.924	181.103	179.755	179.791
Molded pulp goods, including egg cartons, florist pots, food trays, etc.....		322299-1	12/03	191.878	193.875	195.284	193.877	194.399
Miscellaneous converted paper and paperboard products.....		322299-3	12/03	179.035	178.027	177.820	176.481	176.365
Secondary products and miscellaneous receipts.....		322299-SM						
Printing and related support activities.....	323		12/03	158.214	158.779	158.538	158.547	158.570
Printing and related support activities.....	3231		12/03	158.403	158.968	158.728	158.736	158.759
Printing.....	32311		12/03	160.023	160.608	160.362	160.376	160.382
Commercial screen printing.....	323113		12/03	129.185	129.271	129.478	129.667	129.724
Primary products.....		323113-P	12/03	128.809	128.911	129.048	129.273	129.273
Screen printing on garments, apparel accessories, and other fabric articles, excluding labels.....		323113-4	06/90	164.171	164.198	164.432	164.814	164.814
Screen printing (excluding on textiles, apparel, apparel accessories, and labels)...		323113-6	12/06	127.118	127.459	127.459	127.459	127.459
Secondary products and miscellaneous receipts.....		323113-SM						
Miscellaneous receipts.....		323113-M	12/03	138.010	138.010	140.947	140.947	143.085
Secondary products.....		323113-S	12/03	121.540	121.540	121.631	121.631	121.631
Books printing.....	323117		12/83	273.995	276.188	278.060	277.411	277.411
Primary products.....		323117-P	12/83	272.541	275.228	277.523	276.728	276.728
Other book and pamphlet printing and binding.....		323117-E	06/93	157.278	157.678	157.678	157.606	157.606
Textbook printing and binding.....		323117-1	06/93	157.258	157.066	157.066	155.585	155.585
Technical, scientific, & professional book printing & binding.....		323117-3	06/93	156.431	156.432	156.714	156.117	156.117
Religious book printing and binding.....		323117-5	06/93	197.224	197.552	198.680	197.930	197.930
General book (trade, etc.) printing & binding.....		323117-7	06/93	245.828	251.366	255.829	255.829	255.829
Secondary products and miscellaneous receipts.....		323117-SM						
Commercial printing, except screen and books.....	32311K		12/11	142.447	142.967	142.617	142.632	142.632
Primary products.....		32311K-P	12/11	137.669	138.301	137.866	137.769	137.769
Commercial lithographic printing.....		32311K-0	06/82	217.349	217.433	216.252	216.312	216.312
Other commercial and general job printing (lithographic).....		32311K-0B	12/01	145.818	146.139	147.004	147.061	147.061
Magazine and periodical printing (lithographic).....		32311K-01	06/82	183.600	183.786	182.158	182.158	182.158
Label and wrapper printing (lithographic).....		32311K-03	06/82	173.644	173.774	170.184	170.184	170.184
Catalog and directory printing (lithographic).....		32311K-05	06/82	174.468	174.488	172.951	172.951	172.951
Advertising printing (lithographic).....		32311K-09	06/82	184.984	185.019	184.601	184.732	184.732
Commercial flexographic printing.....		32311K-2	12/03	199.168	203.941	203.941	203.941	203.941
Label and wrapper printing (flexographic).....		32311K-21	12/01	193.362	199.108	199.108	199.108	199.108
Quick printing.....		32311K-4	12/03	139.358	139.358	139.358	139.358	139.358
Digital printing.....		32311K-5	12/03	129.087	129.280	128.989	129.008	129.008
Manifold business forms printing.....		32311K-6	12/03	217.912	217.912	217.912	217.912	217.912
Other commercial printing.....		32311K-9	12/03	129.571	129.571	129.002	129.002	129.002
All other commercial and general job printing.....		32311K-9V	09/18	129.104	129.104	129.104	129.104	129.104
Secondary products and miscellaneous receipts.....		32311K-SM						
Miscellaneous receipts.....		32311K-M	12/11	148.542	148.536	148.276	148.282	148.271
Secondary products.....		32311K-S	12/11	236.590	236.709	236.731	237.472	237.472
Support activities for printing.....	32312		12/03	118.659	118.650	118.533	118.404	118.981
Support activities for printing.....	323120		12/11	120.405	120.396	120.277	120.146	120.732
Primary products.....		323120-P	12/11	118.439	118.428	118.301	118.166	118.762
Softcover, pamphlet, sample book, and other binding of books and materials printed elsewhere.....		323120-3	12/06	150.600	150.605	150.195	149.490	152.902
Miscellaneous binding and postpress work, incl collating, perforating, folding, gluing, etc.....		323120-5	12/06	134.559	134.414	134.095	133.748	133.661
Prepress services, excl platemaking (incl film, assembled flats, color sep., typesetting, etc.).....		323120-7	12/03	97.756	97.756	97.756	97.756	97.756

See footnotes at end of table.

Table 11. Producer price indexes for net output of selected industries and their products, not seasonally adjusted — Continued
 [June 2023]

Title ¹	Industry code	Product code	Index base	Unadjusted index ²				
				Feb. 2023	Mar. 2023 ^P	Apr. 2023 ^P	May 2023 ^P	June 2023 ^P
Support activities for printing - Continued								
Printing plates and cylinders, prepared for printing (excl blank plates and blank cylinders).....		323120-9	12/03	105.112	105.112	105.112	105.112	105.112
Secondary products and miscellaneous receipts.....		323120-SM						
Petroleum and coal products manufacturing.....	324		12/84	390.289	380.578	376.039	349.380	347.070
Petroleum and coal products mfg.....	3241		12/84	390.289	380.578	376.039	349.380	347.070
Petroleum refineries.....	32411		06/85	389.001	378.560	374.330	345.837	343.269
Petroleum refineries.....	324110		06/85	389.037	378.596	374.366	345.873	343.306
Primary products.....		324110-P	06/85	403.506	392.452	387.974	357.811	354.826
Kerosene, except jet fuel.....		324110-B	06/85	397.559	358.672	346.047	308.499	304.998
Light fuel oils.....		324110-C	06/85	514.173	480.847	457.333	427.910	400.165
Home heating oil and other distillates, NEC.....		324110-C1	06/85	354.159	345.905	318.674	285.525	289.703
Diesel fuel.....		324110-C2	06/85	545.236	508.595	484.638	454.579	423.095
Heavy fuel oils, including No. 5, No. 6, heavy diesel, gas enrichment oils, etc.....		324110-E	06/85	217.753	246.441	243.888	271.142	244.173
Unfinished oils and lubricating oil base stock.....		324110-J	06/85	552.601	536.077	525.546	458.601	461.939
Liquefied refinery gases, including other aliphatics (feed stock and other uses)....		324110-R	06/85	997.836	638.074	678.121	624.866	667.257
Other finished petroleum products, including waxes.....		324110-T	06/85	669.458	818.737	532.766	420.699	473.236
Gasoline, including finished base stocks and blending agents.....		324110-I	06/85	292.588	295.389	317.376	294.329	298.650
Motor gasoline, including finished base stocks and blending agents.....		324110-12	06/85	294.026	296.597	319.185	295.991	300.020
Regular gasoline.....		324110-121	06/85	285.539	287.803	309.632	285.147	288.866
Mid-premium gasoline.....		324110-122	12/87	436.297	429.722	474.597	434.185	450.551
Premium gasoline.....		324110-123	06/85	311.205	315.420	339.181	322.977	327.501
Jet fuel.....		324110-6	06/85	409.195	384.333	335.492	296.568	301.236
Asphalt.....		324110-9	06/85	217.128	221.571	250.253	260.632	271.662
Secondary products and miscellaneous receipts.....		324110-SM1						
Asphalt paving and roofing materials mfg.....	32412		12/84	359.259	358.918	347.799	344.126	346.250
Asphalt paving mixture & block manufacturing.....	324121		06/81	430.948	429.952	401.454	392.582	391.589
Primary products.....		324121-P	06/81	432.206	431.167	401.282	392.202	391.166
Asphalt paving mixtures & blocks.....		324121-0	06/81	432.206	431.167	401.282	392.202	391.166
Emulsified asphalt, including liquid additives.....		324121-0111	12/04	271.608	272.815	275.012	278.568	278.509
Other liquid asphalt and tar paving materials, including cut-backs.....		324121-0121	12/04	405.151	403.670	404.874	389.180	385.097
Asphalt and tar paving mixt. (excl liquid), incl bitum. or asph. concrete, asph. paving cement.....		324121-0131	12/04	296.578	294.592	256.570	244.170	243.232
Secondary products and miscellaneous receipts.....		324121-SM						
Miscellaneous receipts.....		324121-M	12/04	201.008	201.008	202.351	202.351	202.351
Secondary products.....		324121-S	06/81	367.016	367.016	373.570	364.366	364.366
Asphalt shingle and coating materials manufacturing.....	324122		06/84	329.971	330.313	337.026	338.637	344.543
Primary products.....		324122-P	06/84	332.567	332.918	339.811	341.481	347.580
Roofing asphalts and pitches, coatings, and cements.....		324122-1	06/84	299.696	300.756	298.929	300.092	300.913
Prepared asphalt and tar roofing and siding products, incl. saturated felts for nonbuilding use.....		324122-2	06/84	333.872	334.158	341.796	343.504	350.044
Asphalt smooth-surfaced roll roofing and cap sheets, organic and fiberglass base.....		324122-21	12/12	134.746	144.404	153.418	144.347	155.638
Asphalt mineral-surfaced roll roofing and cap sheets, organic and fiberglass base.....		324122-22	06/06	270.176	270.236	270.235	278.571	278.571
Other prepared asphalt and tar products for roofing and siding.....		324122-27	06/06	176.541	176.414	174.852	175.599	176.200
Secondary products and miscellaneous receipts.....		324122-SM						
Other petroleum and coal products mfg.....	32419		12/84	571.289	571.050	566.477	564.446	563.457
Petroleum lubricating oil and grease mfg.....	324191		12/80	641.294	641.721	635.493	636.061	637.474
Primary products.....		324191-P	12/80	679.030	679.527	672.306	672.967	674.609
Petroleum lubricating oils and greases, refined petroleum.....		324191-0	12/80	679.030	679.527	672.306	672.967	674.609
Lubricating oils (incl. hydraulic fluids, etc.), refined petroleum.....		324191-011	12/80	707.571	708.127	700.001	700.741	697.994
Secondary products and miscellaneous receipts.....		324191-SM						
Miscellaneous receipts.....		324191-M	12/80	392.596	392.596	401.406	401.406	401.406
All other petroleum and coal products mfg.....	324199		12/03	380.284	378.737	377.865	370.824	365.131
Primary products.....		324199-P	12/03	393.668	392.047	391.132	383.753	377.785
Coke oven and blast furnace products, made in coke oven establishments.....		324199-3	12/09	204.486	206.524	205.235	209.201	206.667
All other petroleum and coal products (excl. coke oven products), made in coke oven estab.....		324199-9	12/02	435.132	432.956	432.053	422.857	416.185
Secondary products and miscellaneous receipts.....		324199-SM						
Secondary products.....		324199-S	12/09	181.969	181.969	181.969	181.969	181.969
Chemical mfg.....	325		12/84	361.913	362.241	363.288	361.932	359.978
Basic chemical mfg.....	3251		12/84	453.760	455.823	456.298	451.635	444.226
Petrochemical mfg.....	32511		12/03	154.340	157.384	160.814	153.521	141.698
Petrochemical manufacturing.....	325110		12/03	154.778	157.874	161.257	153.839	141.822

See footnotes at end of table.

Table 11. Producer price indexes for net output of selected industries and their products, not seasonally adjusted — Continued
[June 2023]

Title ¹	Industry code	Product code	Index base	Unadjusted index ²				
				Feb. 2023	Mar. 2023 ^P	Apr. 2023 ^P	May 2023 ^P	June 2023 ^P
Petrochemical manufacturing - Continued								
Primary products.....		325110-P	12/03	160.976	166.160	167.106	154.684	134.963
Secondary products and miscellaneous receipts.....		325110-SM						
Industrial gas mfg.	32512		12/03	232.424	234.739	232.954	235.639	235.727
Industrial gas manufacturing.....	325120		12/03	233.124	235.446	233.656	236.350	236.437
Primary products.....		325120-P	06/81	387.774	391.649	388.661	393.156	393.303
Oxygen.....		325120-A	06/81	549.781	560.255	569.972	593.068	593.435
Argon and hydrogen.....		325120-C	06/09	88.918	90.201	88.376	88.907	89.587
Other industrial gases (including fluorocarbon and acetylene).....		325120-T	06/09	267.705	273.618	264.543	264.721	264.721
Carbon dioxide.....		325120-4	06/81	661.379	658.730	669.615	688.066	687.933
Nitrogen.....		325120-7	06/81	294.515	285.591	294.373	294.397	293.975
Secondary products and miscellaneous receipts.....		325120-SM						
Synthetic dye and pigment mfg.	32513		12/03	179.057	184.608	183.361	186.979	188.340
Synthetic dye and pigment manufacturing.....	325130		12/11	118.303	121.971	121.147	123.537	124.436
Primary products.....		325130-P	12/11	116.574	120.257	119.442	121.844	122.744
All other inorganic pigments, including TiO ₂ , chrome colors, and other white opaque pigments.....		325130-N	09/21	121.719	125.857	126.447	129.561	130.783
Synthetic organic dyes, pigments, lakes, and toners.....		325130-R	09/21	116.719	119.472	114.061	114.531	114.531
Synthetic organic dyes.....		325130-R8	12/82	137.514	136.525	134.310	135.429	135.429
Synthetic organic pigments, lakes, and toners.....		325130-R9	12/82	206.629	217.747	202.028	202.028	202.028
Secondary products and miscellaneous receipts.....		325130-SM						
Secondary products.....		325130-S	12/11	142.530	142.530	142.530	142.530	141.958
Other basic inorganic chemical manufacturing.....	32518		12/03	422.930	421.497	414.579	409.254	403.813
Other basic inorganic chemical manufacturing.....	325180		12/10	184.191	183.571	180.556	178.235	175.867
Primary products.....		325180-P	12/10	150.042	149.216	146.919	145.188	143.161
Potassium and sodium compounds, excluding bleaches, alkalies, and alum.....		325180-A	12/82	659.655	668.399	668.545	633.656	633.964
All other inorganic chemicals.....		325180-H	12/03	390.237	385.661	384.997	385.418	382.880
Inorganic acids, excluding nitric, sulfuric and phosphoric.....		325180-3	12/82	178.045	180.647	178.045	171.831	169.065
Sodium hydroxide (caustic soda).....		325180-4	12/80	730.462	728.843	680.227	651.632	616.118
Carbon black, all processes.....		325180-6	12/83	627.536	607.658	601.382	614.132	592.996
Other alkalies.....		325180-7	12/11	181.998	181.468	179.532	178.540	179.245
Sulfuric acid.....		325180-9	12/82	174.390	173.328	187.606	187.606	187.606
Secondary products and miscellaneous receipts.....		325180-SM						
Miscellaneous receipts.....		325180-M	12/10	344.677	344.677	344.677	344.677	-
Secondary products.....		325180-S	12/10	256.047	264.680	251.679	240.450	237.366
Other basic organic chemical mfg.....	32519		12/03	238.879	239.359	239.612	238.196	236.280
Ethyl alcohol manufacturing.....	325193		12/03	249.567	246.038	255.532	256.654	254.838
Primary products.....		325193-P	12/82	261.690	258.784	272.332	276.824	277.980
Ethyl alcohol.....		325193-0	12/82	260.153	256.756	272.182	277.328	279.093
Distillers' dried grains (dark and light) and dried solubles.....		325193-2	12/22	99.962	100.297	99.907	99.689	98.380
Secondary products and miscellaneous receipts.....		325193-SM						
Secondary products.....		325193-S	12/03	253.162	246.134	240.618	227.640	212.717
Cyclic crude, intermediate, and gum and wood chemical mfg.....	325194		06/11	130.588	131.630	132.485	130.649	128.782
Primary products.....		325194-P	06/11	148.774	148.221	147.763	148.147	146.804
Gum and wood chemicals, including wood distillation products.....		325194-1	06/84	557.716	547.859	548.040	550.883	545.030
Cyclic crude and intermediate chemicals.....		325194-2	12/03	256.818	257.008	255.938	256.394	254.197
Secondary products and miscellaneous receipts.....		325194-SM						
All other basic organic chemical manufacturing.....	325199		12/03	244.342	246.580	242.450	240.011	238.154
Primary products.....		325199-P	12/82	413.601	418.386	411.255	405.039	401.534
Natural organic chemicals.....		325199-E	12/08	157.285	163.005	159.627	159.886	159.886
Synthetic organic chemicals for use as flavor and perfume materials.....		325199-H	12/03	133.765	133.765	133.765	184.350	-
Synthetic organic plasticizers.....		325199-N	12/03	220.537	224.309	227.540	236.397	220.311
Other synthetic organic chemicals.....		325199-R	12/03	196.659	204.887	196.054	186.144	185.809
Miscellaneous end use chemicals and chemical products, excluding urea.....		325199-T	12/82	431.248	433.896	435.724	435.795	425.158
Miscellaneous cyclic and acyclic chemicals and chemical products, excluding fatty acid esters.....		325199-V	12/82	380.097	379.692	382.928	370.072	371.311
Fatty acids.....		325199-1	06/85	344.327	335.636	311.455	297.780	294.929
Industrial organic flavor oil mixtures and blends.....		325199-7	12/08	401.761	420.664	420.664	420.664	420.664
Secondary products and miscellaneous receipts.....		325199-SM						
Miscellaneous receipts.....		325199-M	12/82	1,559.799	1,559.799	1,618.679	1,618.679	1,618.679
Secondary products.....		325199-S	12/82	343.575	343.667	336.800	340.025	-
Resin, synthetic rubber, and artificial/synthetic fiber/filaments mfg.....	3252		12/84	253.320	255.082	259.492	258.599	254.834
Resin and synthetic rubber mfg.....	32521		12/03	204.362	205.910	209.827	209.339	206.231
Plastics material and resin manufacturing.....	325211		12/80	334.960	338.133	344.745	344.231	339.641
Primary products.....		325211-P	12/80	303.330	306.336	312.571	312.089	307.909

See footnotes at end of table.

Table 11. Producer price indexes for net output of selected industries and their products, not seasonally adjusted — Continued
[June 2023]

Title ¹	Industry code	Product code	Index base	Unadjusted index ²				
				Feb. 2023	Mar. 2023 ^P	Apr. 2023 ^P	May 2023 ^P	June 2023 ^P
Plastics material and resin manufacturing - Continued								
Thermoplastic resins and plastics materials.....		325211-1	12/80	294.280	297.618	304.313	303.284	299.847
Thermosetting resins and plastics materials.....		325211-4	12/80	361.804	362.297	364.998	368.538	359.015
Secondary products and miscellaneous receipts.....		325211-SM						
Synthetic rubber manufacturing.....	325212		06/81	262.117	258.582	261.986	258.864	250.471
Primary products.....		325212-P	06/81	259.416	255.882	259.285	256.164	247.771
Synthetic rubber (vulcanizable elastomers).....		325212-0	06/81	259.416	255.882	259.285	256.164	247.771
Secondary products and miscellaneous receipts.....		325212-SM						
Artificial fibers and filaments manufacturing.....	32522		12/03	155.666	155.602	154.977	152.272	150.641
Artificial fibers and filaments manufacturing.....	325220		06/81	158.496	158.431	157.793	155.034	153.382
Primary products.....		325220-P	06/81	163.642	163.572	162.883	159.904	158.418
Polyester manufactured fibers.....		325220-7	12/89	154.710	153.106	151.837	150.082	147.784
Other noncellulosic organic fibers, incl. polyamide, polyolefin, and producer-textured.....		325220-9	06/11	128.144	128.761	128.187	125.317	124.515
Secondary products and miscellaneous receipts.....		325220-SM						
Pesticide, fertilizer, and other agricultural chemical mfg.....	3253		12/84	326.458	318.519	312.700	306.500	306.238
Fertilizer mfg.....	32531		12/03	285.927	273.671	265.375	256.499	254.800
Nitrogenous fertilizer manufacturing.....	325311		12/79	543.660	493.804	461.176	429.742	433.828
Primary products.....		325311-P	12/79	532.685	483.435	451.281	420.290	424.381
Synthetic ammonia, nitric acid, ammonium compounds, and urea.....		325311-A	12/14	148.474	133.841	124.117	114.788	116.065
Fertilizer materials of organic origin.....		325311-7	06/03	145.843	142.664	142.539	141.916	141.479
Secondary products and miscellaneous receipts.....		325311-SM						
Secondary products.....		325311-S	12/79	531.689	546.612	544.053	544.057	534.061
Phosphatic fertilizer manufacturing.....	325312		12/79	508.372	505.530	504.371	493.209	485.969
Primary products.....		325312-P	12/79	419.574	417.341	416.321	407.112	401.070
Phosphoric acid, superphosphates, and other phosphatic fertilizer materials.....		325312-A	12/09	197.778	196.288	197.402	193.289	189.950
Mixed fertilizers, made in plants which manufacture fertilizer materials.....		325312-7	12/79	489.060	489.060	478.362	466.269	462.153
Secondary products and miscellaneous receipts.....		325312-SM						
Fertilizer, mixing only, manufacturing.....	325314		12/79	303.794	297.910	291.866	292.654	287.830
Primary products.....		325314-P	12/79	307.256	301.341	294.922	295.867	291.357
Mixed fertilizers, mixing only.....		325314-0	06/86	272.916	267.662	261.960	262.800	258.794
Mixed fertilizers, dry, mixing only.....		325314-01	06/03	213.985	212.323	206.394	206.712	203.665
Mixed fertilizers, liquid, mixing only.....		325314-02	06/86	259.389	241.278	243.644	246.258	241.953
Secondary products and miscellaneous receipts.....		325314-SM						
Miscellaneous receipts.....		325314-M	12/79	199.409	194.149	198.858	195.032	180.416
Pesticide and other agricultural chemical mfg.....	32532		12/03	168.848	168.765	168.183	167.591	168.571
Pesticide and other agricultural chemical manufacturing.....	325320		06/82	232.481	232.367	231.566	230.751	232.100
Primary products.....		325320-P	06/82	245.680	245.559	244.709	243.844	245.275
Agricultural and commercial pesticides and chemicals.....		325320-1	06/03	166.727	166.639	166.016	165.384	166.431
Lawn and garden pesticides and chemicals.....		325320-4	06/03	201.616	201.616	201.616	201.616	201.616
Household and institutional pesticides and chemicals.....		325320-7	06/03	186.275	186.275	186.275	186.275	186.275
Secondary products and miscellaneous receipts.....		325320-SM						
Pharmaceutical and medicine mfg.....	3254		12/84	565.948	566.197	567.408	566.587	566.551
Pharmaceutical and medicine mfg.....	32541		12/03	236.301	236.406	236.911	236.568	236.553
Medicinal and botanical manufacturing.....	325411		06/82	182.801	183.610	183.825	183.827	183.445
Primary products.....		325411-P	06/82	186.059	186.963	187.203	187.206	186.779
Synthetic organic medicinal chemicals, medicinal & botanical drugs, & other products.....		325411-0	12/11	103.787	104.291	104.426	104.427	104.189
Secondary products and miscellaneous receipts.....		325411-SM1						
Pharmaceutical preparation manufacturing.....	325412		06/81	893.909	893.870	894.313	893.492	893.403
Primary products.....		325412-P	06/81	977.695	977.614	978.115	977.180	977.081
Pharmaceuticals acting on the respiratory system, for human use.....		325412-A	06/01	223.761	223.761	223.849	223.849	223.849
Antihistamines and bronchodilators, including antiasthmatics.....		325412-A111	06/81	1,151.272	1,151.272	1,152.022	1,152.022	1,152.022
Other respiratory preparations.....		325412-A112	06/01	226.522	226.522	226.522	226.522	—
Other respiratory preparations, over-the-counter.....		325412-A112OC	05/17	108.533	108.533	108.533	108.533	—
Other respiratory preparations, prescription.....		325412-A112RX	05/17	110.462	110.462	110.462	110.462	—
Pharmaceuticals acting on the digestive or the genito-urinary systems, for human use.....		325412-D	06/01	196.302	196.078	195.201	195.201	192.033
Other digestive or genito-urinary preparations.....		325412-D112	06/01	202.836	202.604	201.697	201.697	198.424
Other digestive or genito-urinary preparations, prescription.....		325412-D112RX	05/17	102.235	102.235	101.689	101.689	99.720
Pharmaceuticals acting on the skin, for human use.....		325412-G	06/01	179.687	179.687	178.670	178.670	178.670
Other pharmaceutical preparations acting on the skin.....		325412-G311	12/09	109.643	109.643	108.949	108.949	108.949
Anti-acne preparations.....		325412-G611	12/09	106.130	106.130	106.130	106.130	106.130
Vitamin, nutrient, and hematonic preparations, for human use.....		325412-L	06/01	148.515	148.639	148.756	149.086	149.086
Multivitamins.....		325412-L111	06/81	200.536	200.536	200.536	200.536	200.536

See footnotes at end of table.

Table 11. Producer price indexes for net output of selected industries and their products, not seasonally adjusted — Continued
[June 2023]

Title ¹	Industry code	Product code	Index base	Unadjusted index ²				
				Feb. 2023	Mar. 2023 ^P	Apr. 2023 ^P	May 2023 ^P	June 2023 ^P
Pharmaceutical preparation manufacturing - Continued								
Other vitamins and nutrients.....		325412-L112	06/01	157.708	157.708	157.894	157.894	157.894
Pharmaceuticals affecting parasitic and infective diseases, for human use.....		325412-Q	06/01	281.449	281.449	281.449	281.449	281.449
Broad and medium spectrum antibiotics.....		325412-Q111	06/81	603.966	603.966	603.966	603.966	603.966
Systemic antivirals.....		325412-Q112	06/01	294.106	294.106	294.106	294.106	294.106
Other parasitic and infective diseases.....		325412-Q113	06/01	313.664	313.664	313.664	313.664	313.664
Pharmaceuticals for veterinary use, incl medicinal premixes/pet care products.....		325412-W	06/81	209.500	209.500	209.500	209.500	209.500
Pharmaceuticals affecting neoplasms, the endocrine system, & metabolic diseases, for human use.....		325412-1	06/01	326.151	326.151	326.151	325.947	325.947
Cancer therapy products.....		325412-1111	06/81	956.070	956.070	956.070	946.930	946.930
Insulin/antidiabetes products.....		325412-1112	06/81	1,645.533	1,645.550	1,645.550	1,645.649	1,645.649
Other neoplasms, endocrine system, and metabolic diseases.....		325412-1113	06/81	1,105.143	1,105.143	1,105.143	1,105.143	1,105.143
Hormones and oral contraceptives.....		325412-1114	12/09	226.784	226.784	226.784	226.784	226.784
Pharmaceuticals acting on the central nervous system and the sense organs, for human use.....		325412-4	06/01	341.759	341.767	342.462	341.399	341.399
Analgesics.....		325412-4111	06/01	351.575	351.601	351.679	351.679	351.679
Psychotherapeutics.....		325412-4112	06/81	7,375.599	7,375.599	7,375.599	7,375.599	7,375.599
Antidepressants.....		325412-41121	12/87	1,311.062	1,311.062	1,311.062	1,311.062	1,311.062
Other psychotherapeutics, including tranquilizers.....		325412-41123	06/01	369.907	369.907	369.907	369.907	369.907
Other central nervous system and sense organs.....		325412-4113	06/01	269.471	269.471	270.365	270.365	270.365
Anticonvulsants.....		325412-4114	12/09	257.715	257.715	257.715	221.858	221.858
Analgesics, over-the-counter.....		325412-4111OC	05/17	105.808	105.898	106.172	106.172	106.172
Analgesics, prescription.....		325412-4111RX	05/17	133.784	133.784	133.784	133.784	133.784
Pharmaceuticals acting on the cardiovascular system, for human use.....		325412-7	06/81	1,714.967	1,714.967	1,714.967	1,714.967	1,714.967
Other cardiovascular preparations.....		325412-7113	06/01	559.400	559.400	559.400	559.400	559.400
Secondary products and miscellaneous receipts.....		325412-SM						
Miscellaneous receipts.....		325412-M	06/81	575.643	576.860	576.860	576.860	576.860
Secondary products.....		325412-S	06/81	318.295	318.295	318.337	318.337	-
In-vitro diagnostic substance manufacturing.....	325413		03/80	286.105	287.624	288.186	284.126	284.298
Primary products.....		325413-P	06/87	201.659	203.065	203.253	200.499	200.631
In-vitro diagnostic substances.....		325413-0	06/91	179.070	180.319	180.486	178.041	178.158
Secondary products and miscellaneous receipts.....		325413-SM						
Secondary products.....		325413-S	03/80	433.305	415.059	433.305	406.410	406.410
Other biological product manufacturing.....	325414		06/91	250.068	250.059	253.674	254.578	254.578
Primary products.....		325414-P	06/91	260.140	260.131	262.852	263.834	263.834
Biological products, excluding diagnostic, for veterinary, industrial, and all other misc. uses.....		325414-A	03/80	195.450	195.442	200.888	203.075	-
Biological products, excluding diagnostic, for human use.....		325414-T	06/09	151.704	151.699	151.940	151.940	151.940
Secondary products and miscellaneous receipts.....		325414-SM1						
Paint, coating & adhesive mfg.....	3255		12/03	236.352	236.383	237.245	237.506	237.411
Paint and coating mfg.....	32551		06/83	418.820	418.137	419.074	419.743	419.488
Paint and coating manufacturing.....	325510		06/83	418.118	417.435	418.370	419.040	418.784
Primary products.....		325510-P	06/83	424.994	424.277	425.218	425.967	425.690
Miscellaneous allied paint products including paint and varnish removers, thinners, etc.....		325510-B	12/88	385.570	385.125	385.515	385.330	381.823
Architectural coatings.....		325510-1	06/83	503.424	503.425	503.452	503.407	503.424
Exterior architectural coatings.....		325510-11	12/12	186.189	186.189	186.217	186.171	186.188
Interior architectural coatings.....		325510-12	12/12	153.739	153.739	153.739	153.739	153.739
Product finishes for original equipment manufacturers (OEM), excluding marine coatings.....		325510-4	06/83	268.402	267.213	270.816	270.622	270.822
Transportation finishes, except powdered and high-solids coatings.....		325510-41	12/12	121.397	118.257	120.621	121.628	122.063
All other product finishes for original equipment manufacturers (OEM), excluding marine coating.....		325510-42	12/12	150.217	150.397	152.175	151.710	151.710
Special purpose coatings incl. marine, industrial, construction and maintenance coatings, etc.....		325510-7	06/83	536.118	534.107	532.970	538.216	537.957
Automotive, other transportation and machinery refinish paints and enamels, including primers.....		325510-71	12/12	150.558	150.591	152.539	151.239	152.927
Special purpose coatings, including all marine coatings and traffic marking paints.....		325510-72	12/12	149.384	148.793	148.357	149.964	149.800
Secondary products and miscellaneous receipts.....		325510-SM						
Secondary products.....		325510-S	06/83	347.182	347.182	349.276	349.450	350.006
Adhesive mfg.....	32552		12/03	218.997	219.785	221.193	221.221	221.223
Adhesive manufacturing.....	325520		12/83	356.182	357.464	359.754	359.800	359.802
Primary products.....		325520-P	12/83	359.358	360.524	362.896	362.878	362.878
Nonstructural caulking compounds and sealants.....		325520-A	12/06	218.695	219.251	221.269	221.512	221.512
Structural sealants (load bearing).....		325520-B	12/06	132.807	132.807	132.807	132.807	132.807
Synthetic resin & rubber adhesives, incl all types of bonding & laminating adhesives.....		325520-4	12/83	370.716	372.070	374.631	374.415	374.415
Epoxy adhesives.....		325520-41	06/06	200.727	202.089	204.020	205.507	205.507

See footnotes at end of table.

Table 11. Producer price indexes for net output of selected industries and their products, not seasonally adjusted — Continued
[June 2023]

Title ¹	Industry code	Product code	Index base	Unadjusted index ²				
				Feb. 2023	Mar. 2023 ^P	Apr. 2023 ^P	May 2023 ^P	June 2023 ^P
Adhesive manufacturing - Continued								
Other synthetic resin and rubber adhesives.....		325520-46	06/97	244.114	244.374	246.191	246.158	246.158
Secondary products and miscellaneous receipts.....		325520-SM						
Secondary products.....		325520-S	12/83	300.428	311.301	311.564	311.763	311.942
Soap, cleaners, and toilet preparation mfg.....	3256		12/84	211.920	212.259	212.510	212.440	213.121
Soap & cleaning compound mfg.....	32561		12/03	182.039	181.497	181.490	181.350	182.205
Soap and other detergent manufacturing.....	325611		06/83	224.974	225.165	225.172	225.195	225.447
Primary products.....		325611-P	06/83	228.021	228.209	228.214	228.237	228.226
Soaps and detergents, commercial, industrial, and institutional.....		325611-1	06/83	336.601	337.156	337.088	337.088	337.088
Commercial, industrial, and institutional hard surface cleaners.....		325611-11	06/07	144.004	144.004	144.004	144.004	144.004
Commercial, industrial, and institutional laundry detergents.....		325611-12	06/07	171.989	180.666	180.666	180.666	180.666
Commercial, industrial, and institutional dishwashing detergents.....		325611-13	12/11	168.637	168.637	168.509	168.509	168.509
Commercial, industrial, and institutional metal cleaners.....		325611-14	12/11	142.590	149.354	149.354	149.354	149.354
Dairy, farm, and food plant cleaners, sanitizers, etc.....		325611-16	06/07	158.497	—	—	—	—
Commercial, industrial, and institutional soaps, excluding specialty cleaners.....		325611-17	06/07	161.822	161.958	162.015	162.015	162.015
Household detergents.....		325611-4	06/83	184.909	184.909	185.059	185.184	185.230
Household alkaline detergents and cleaners.....		325611-45	05/18	140.028	140.028	140.145	140.242	140.279
Household dry and liquid laundry detergents.....		325611-46	05/18	118.126	118.126	118.126	118.126	118.126
Soaps, excluding specialty cleaners, household.....		325611-7	06/83	223.341	223.341	223.341	223.341	223.261
Secondary products and miscellaneous receipts.....		325611-SM						
Miscellaneous receipts.....		325611-M	06/83	234.914	235.022	235.117	235.129	235.075
Secondary products.....		325611-S	06/83	201.773	202.035	202.042	202.059	205.195
Polish and other sanitation good mfg.....	325612		06/83	247.395	247.893	248.696	248.805	248.807
Primary products.....		325612-P	06/83	256.942	257.484	258.300	258.385	258.385
Polishing preparations and related products.....		325612-7	06/83	301.508	303.436	304.504	304.045	304.045
Specialty cleaning and sanitation products.....		325612-8	05/17	118.618	118.921	119.579	119.710	119.710
Disinfectants, nonagricultural, industrial and institutional.....		325612-81	05/17	140.925	140.925	141.844	141.844	141.844
Air and room fresheners.....		325612-83	06/83	188.329	188.329	188.370	188.370	188.370
Laundry fabric softeners and rinses, liquid and dry.....		325612-88	05/17	111.463	111.463	111.947	112.224	112.224
Other specialty cleaning and sanitation products.....		325612-89	06/89	188.383	189.265	190.633	190.966	190.966
Secondary products and miscellaneous receipts.....		325612-SM						
Miscellaneous receipts.....		325612-M	06/83	175.166	175.166	179.696	179.696	179.696
Surface active agent manufacturing.....	325613		12/83	343.861	337.422	336.485	334.962	341.556
Primary products.....		325613-P	12/83	374.934	367.587	367.518	365.813	373.416
Surfactants, finishing agents, and assistants.....		325613-0	12/83	374.934	367.587	367.518	365.813	373.416
Textile and leather assistants and finishes.....		325613-01	12/83	253.826	236.786	236.625	232.671	228.311
Surfactants (bulk surface active agents).....		325613-02	12/83	420.760	420.760	420.760	420.760	435.788
Secondary products and miscellaneous receipts.....		325613-SM						
Toilet preparation mfg.....	32562		12/03	131.338	132.077	132.373	132.382	132.626
Toilet preparation manufacturing.....	325620		03/80	238.858	240.201	240.741	240.757	241.200
Primary products.....		325620-P	03/80	239.248	240.678	241.247	241.247	241.894
Denture cleaners, mouthwashes, gargles, and rinses.....		325620-A	12/03	136.647	146.471	146.471	146.471	146.646
Creams, lotions, and oils, excluding shaving, hair, and deodorant.....		325620-D	03/80	236.132	236.132	236.754	236.754	236.754
Other cosmetics and toilet preparations.....		325620-G	06/99	123.293	123.393	123.884	123.884	124.629
Shaving preparations.....		325620-1	03/80	249.454	249.436	249.436	249.436	249.436
Perfumes, toilet waters, and colognes.....		325620-4	03/80	243.462	243.462	243.462	243.462	243.462
Hair preparations (including shampoos).....		325620-7	03/80	272.946	272.946	272.947	272.947	272.947
Hair preparations incl professional, consumer, and cream/gel shampoos.....		325620-71	06/07	153.501	153.501	153.501	153.501	153.501
Hair tonics and hair dressings incl professional and consumer use.....		325620-72	06/07	126.650	126.650	126.653	126.653	126.653
Secondary products and miscellaneous receipts.....		325620-SM						
Secondary products.....		325620-S	03/80	381.076	380.549	380.584	381.243	374.106
Other chemical product & preparation mfg.....	3259		12/03	174.844	175.280	175.968	176.672	175.974
Printing ink mfg.....	32591		12/03	193.223	193.239	194.176	194.266	194.279
Printing ink manufacturing.....	325910		06/84	259.026	259.050	260.308	260.428	260.447
Primary products.....		325910-P	06/84	263.497	263.575	264.881	265.002	265.036
Flexographic printing inks.....		325910-A	06/84	307.884	308.638	308.638	308.638	308.638
Nonimpact/digital inks.....		325910-E	06/05	221.086	220.908	225.152	225.411	225.450
All other printing inks.....		325910-H	06/84	235.210	234.236	234.826	235.254	235.474
Lithographic and offset inks.....		325910-6	06/84	251.711	251.716	251.716	251.716	251.716
News and nonheat web offset printing inks.....		325910-61	12/89	347.624	347.624	347.624	347.624	347.624
Publication and commercial web inks.....		325910-62	12/97	167.069	167.069	167.069	167.069	167.069
Sheet-fed general inks.....		325910-63	12/97	162.287	162.305	162.305	162.305	162.305
Sheet-fed packaging inks.....		325910-64	06/05	148.548	148.548	148.548	148.548	148.548
Gravure printing inks.....		325910-7	06/84	172.949	172.981	172.981	172.981	172.981
Secondary products and miscellaneous receipts.....		325910-SM						

See footnotes at end of table.

Table 11. Producer price indexes for net output of selected industries and their products, not seasonally adjusted — Continued
 [June 2023]

Title ¹	Industry code	Product code	Index base	Unadjusted index ²				
				Feb. 2023	Mar. 2023 ^p	Apr. 2023 ^p	May 2023 ^p	June 2023 ^p
Printing ink manufacturing - Continued								
Miscellaneous receipts.....		325910-M	06/84	189.805	189.805	189.805	189.805	189.805
Secondary products.....		325910-S	06/84	169.447	167.357	—	—	—
Explosives mfg.....	32592		12/06	157.995	156.231	155.249	154.328	155.156
Explosives manufacturing.....	325920		12/80	401.275	396.794	394.301	391.960	394.063
Primary products.....		325920-P	12/80	358.678	356.190	354.065	351.000	353.773
Explosives and blasting accessories.....		325920-0	12/80	361.007	358.503	356.364	353.280	356.070
Secondary products and miscellaneous receipts.....		325920-SM						
All other chemical product & preparation mfg.....	32599		12/03	172.089	172.730	173.510	174.390	173.514
Custom compounding of purchased resins.....	325991		06/93	201.633	200.415	203.610	203.793	204.016
Primary products.....		325991-P	06/93	210.527	209.256	212.670	212.861	213.094
Custom compounding of purchased resins and color concentrates.....		325991-0	06/93	209.473	208.209	211.605	211.796	212.027
Secondary products and miscellaneous receipts.....		325991-SM						
Photographic Film, Paper, Plate, Chemical, and Copy Toner Manufacturing.....	325992		12/03	154.602	158.084	157.151	162.874	155.357
Primary products.....		325992-P	12/03	166.908	171.004	169.952	176.644	167.906
Photographic sensitized film, plates, paper, & cloth.....		325992-T	06/07	180.385	186.116	184.505	194.713	181.102
Photographic sensitized film, plates, paper, & cloth, silver-halide-type (excl X-ray).....		325992-T1	01/00	170.464	176.953	175.128	186.686	171.073
Photographic sensitized film, plates, paper & cloth, other than silver-halide-type (incl X-ray).....		325992-T3	12/03	172.745	172.745	172.745	172.745	173.784
Prepared photographic chemicals.....		325992-5	12/83	79.851	80.406	80.415	80.415	80.718
Secondary products and miscellaneous receipts.....		325992-SM						
Other miscellaneous chemical product manufacturing.....	325998		06/85	259.992	260.956	261.351	261.000	261.908
Primary products.....		325998-P	06/85	253.668	254.726	255.169	254.757	255.717
Water treating compounds.....		325998-A	06/85	221.830	221.631	226.076	226.427	226.427
All other chemical preparations, including essential oils, matches, and gelatin.....		325998-J	06/85	273.189	276.447	275.899	274.983	276.629
Secondary products and miscellaneous receipts.....		325998-SM						
Miscellaneous receipts.....		325998-M	12/03	164.855	164.855	165.307	165.307	165.307
Secondary products.....		325998-S	06/85	370.970	369.582	365.856	367.834	368.427
Plastics and rubber products mfg.....	326		12/84	252.994	252.783	252.702	252.047	251.000
Plastics product mfg.....	3261		06/93	224.859	224.559	224.551	224.067	223.013
Unsupported plastics film, sheet, and bag mfg.....	32611		12/03	200.511	198.816	199.717	198.370	194.655
Plastics bag and pouch manufacturing.....	326111		12/03	211.489	211.829	212.329	211.832	211.597
Primary products.....		326111-P	12/03	214.382	214.800	215.267	214.758	214.664
Single-web film specialty bags, pouches, and liners.....		326111-1	12/83	327.564	328.257	329.007	328.235	328.088
Polyethylene grocery and variety bags and pouches.....		326111-11	06/07	167.979	166.958	167.186	163.141	163.141
Polyethylene refuse bags.....		326111-12	06/07	146.253	146.697	147.527	148.525	148.525
Other polyethylene bags, pouches, and liners.....		326111-15	06/07	180.602	182.049	182.610	182.789	182.532
Coextruded single-web film specialty bags, pouches, & liners.....		326111-16	06/13	136.130	136.130	136.130	136.130	136.130
Multweb film/film combination specialty bags, pouches, and liners.....		326111-3	12/03	208.992	207.563	206.751	206.092	206.092
Secondary products and miscellaneous receipts.....		326111-SM						
Secondary products.....		326111-S	12/03	227.453	225.981	227.775	227.170	227.371
Plastics packaging film and sheet mfg.....	326112		12/03	170.492	171.634	173.571	172.149	172.873
Primary products.....		326112-P	12/03	172.726	173.925	175.939	174.415	175.211
Single-web film, rolls, and sheets, including coextruded, for flexible packaging uses.....		326112-1	12/87	262.619	268.116	270.144	268.893	268.182
Single-web film, rolls, and sheets for flexible packaging uses.....		326112-11	06/07	170.764	174.795	176.197	175.434	175.434
Coextruded single-web film, for flexible packaging uses.....		326112-12	06/07	153.854	155.352	156.229	155.302	153.146
Film/film multiweb laminated rolls and sheets, excluding foil, for flexible packaging uses.....		326112-3	12/87	199.498	188.777	194.506	189.237	196.488
Secondary products and miscellaneous receipts.....		326112-SM						
Secondary products.....		326112-S	12/03	168.097	168.604	169.814	169.630	169.412
Nonpackaging plastics film and sheet mfg.....	326113		06/93	245.569	238.870	238.969	236.929	225.062
Primary products.....		326113-P	12/82	304.969	295.912	296.066	293.777	278.393
Unlaminated plastics film and sheet, excluding packaging.....		326113-0	12/82	304.969	295.912	296.066	293.777	278.393
Unlaminated polyethylene film and sheet.....		326113-01	06/93	298.739	290.525	287.857	286.916	268.365
Unlaminated vinyl and vinyl copolymer film and sheet.....		326113-03	06/93	261.302	258.707	258.707	258.707	255.039
Miscellaneous unlaminated plastics film and sheet.....		326113-04	06/93	229.936	224.992	225.432	224.069	213.887
Secondary products and miscellaneous receipts.....		326113-SM						
Secondary products.....		326113-S	06/93	172.019	177.799	177.415	172.332	173.054
Plastics pipe/fitting/unsupported shapes mfg.....	32612		12/03	285.841	287.743	286.528	283.372	282.751
Unlaminated plastics profile shape mfg.....	326121		06/93	177.586	179.694	179.277	180.175	183.389
Primary products.....		326121-P	12/82	228.963	232.074	232.432	233.757	238.498
Unlaminated plastics profile shapes.....		326121-0	12/82	228.963	232.074	232.432	233.757	238.498
Secondary products and miscellaneous receipts.....		326121-SM						

See footnotes at end of table.

Table 11. Producer price indexes for net output of selected industries and their products, not seasonally adjusted — Continued
[June 2023]

Title ¹	Industry code	Product code	Index base	Unadjusted index ²				
				Feb. 2023	Mar. 2023 ^P	Apr. 2023 ^P	May 2023 ^P	June 2023 ^P
Plastics pipe and pipe fitting manufacturing.....	326122		06/93	495.543	497.654	495.114	485.973	480.278
Primary products.....		326122-P	12/82	479.432	481.536	479.067	470.103	464.526
Plastics pipe.....		326122-1	12/82	473.065	473.686	471.440	462.892	457.100
Plastics drain, waste, and vent pipe.....		326122-11	06/87	251.121	254.194	249.898	243.441	241.274
Plastics water pipe.....		326122-13	06/87	437.380	436.144	436.251	428.254	420.579
Plastics sewer, stormdrain, and water main pipe.....		326122-18	12/17	218.580	217.992	217.431	214.850	211.350
Other plastics pipe.....		326122-1B	07/87	524.527	524.527	524.527	524.527	524.527
Plastics pipe fittings and unions.....		326122-3	12/03	430.676	439.386	436.279	426.830	423.179
Secondary products and miscellaneous receipts.....		326122-SM						
Miscellaneous receipts.....		326122-M	12/99	250.520	232.217	225.401	223.703	227.930
Secondary products.....		326122-S1	12/17	146.730	147.786	148.254	149.666	149.515
Laminated plastics plate, sheet, and shape mfg.....	32613		12/03	169.879	170.635	170.599	170.599	170.990
Laminated plastics plate, sheet (except packaging), and shape manufacturing.....	326130		06/93	211.304	212.244	212.200	212.200	212.686
Primary products.....		326130-P	12/82	276.565	277.842	277.782	277.782	278.442
Laminated plastics plates, sheet (except packaging), and shapes.....		326130-0	12/82	276.565	277.842	277.782	277.782	278.442
Secondary products and miscellaneous receipts.....		326130-SM						
Secondary products.....		326130-S	06/93	195.277	195.277	195.277	195.277	—
Polystyrene foam product mfg.....	32614		12/03	326.351	325.557	325.083	325.138	320.542
Polystyrene foam product manufacturing.....	326140		12/03	326.494	325.700	325.227	325.282	320.690
Primary products.....		326140-P	12/03	318.550	317.562	316.982	316.956	311.049
Packaging, polystyrene foam products.....		326140-2	12/03	382.600	378.594	378.005	377.529	374.919
Polystyrene foam food containers.....		326140-21	06/06	332.229	328.325	327.541	326.907	327.932
Polystyrene foam protective shipping pads, shaped cushioning, etc.....		326140-22	06/06	320.790	318.200	318.200	318.200	310.062
Building and construction polystyrene foam products.....		326140-3	12/03	244.201	243.597	243.597	243.597	226.938
Consumer and institutional polystyrene foam products.....		326140-5	12/82	408.374	409.867	408.372	408.823	406.578
All other polystyrene foam products incl. transportation application uses.....		326140-9	06/06	195.893	195.893	195.893	195.893	193.824
Secondary products and miscellaneous receipts.....		326140-SM						
Foam product (ex polystyrene) mfg.....	32615		12/03	200.167	197.855	195.663	194.988	195.053
Urethane and other foam product mfg.....	326150		12/03	200.145	197.833	195.641	194.966	195.031
Primary products.....		326150-P	12/03	194.581	192.245	190.041	189.357	189.399
Packaging polyurethane foam products.....		326150-2	12/03	291.290	291.290	295.364	295.364	295.364
Furniture and furnishings polyurethane foam products.....		326150-4	12/82	313.629	304.788	293.469	290.968	291.123
Polyurethane foam formed and slab stock for pillows, seating, and cushioning....		326150-41	12/05	166.361	166.531	162.527	161.142	161.228
Consumer and institutional polyurethane foam products.....		326150-5	12/03	231.830	231.830	238.757	—	—
All other miscellaneous polyurethane foam products.....		326150-6	12/03	120.931	120.931	120.944	120.944	120.944
Products made of foam other than polystyrene or polyurethane.....		326150-9	12/99	163.718	164.214	164.214	164.214	164.214
Secondary products and miscellaneous receipts.....		326150-SM						
Secondary products.....		326150-S	12/03	261.075	261.433	261.357	261.572	262.444
Plastics bottle mfg.....	32616		12/03	149.027	149.129	147.622	148.509	149.395
Plastics bottle manufacturing.....	326160		06/93	167.972	168.086	166.387	167.387	168.386
Primary products.....		326160-P	12/82	187.493	187.560	185.593	186.651	187.841
Plastics bottles.....		326160-0	06/87	178.661	178.724	176.851	177.859	178.992
Secondary products and miscellaneous receipts.....		326160-SM						
Other plastics product mfg.....	32619		12/03	182.069	182.050	182.411	182.425	182.189
Plastics plumbing fixture manufacturing.....	326191		06/93	205.127	205.127	205.151	204.330	204.462
Primary products.....		326191-P	06/93	206.932	206.932	206.918	206.093	206.202
Plastics plumbing fixtures.....		326191-0	06/93	206.932	206.932	206.918	206.093	206.202
Secondary products and miscellaneous receipts.....		326191-SM						
Miscellaneous receipts.....		326191-M	12/04	101.201	101.201	101.201	101.201	101.201
All other plastics product manufacturing.....	326199		06/93	201.181	201.160	201.575	201.630	201.349
Primary products.....		326199-P	06/87	237.823	237.792	238.275	238.326	237.580
All other reinforced and fiberglass plastics products.....		326199-A	06/93	263.242	265.644	265.880	267.155	266.669
Consumer/institutional/commercial fabricated plastics products (excl. foam and wire coated).....		326199-C	06/93	216.558	215.463	215.991	216.254	216.507
Transportation fabricated plastics products (excluding foam and reinforced plastics).....		326199-1	06/93	138.263	138.833	138.861	137.854	137.192
Electrical and electronic fabricated plastics (excluding foam and reinforced plastics).....		326199-2	12/82	143.232	143.232	143.516	143.320	144.993
Industrial machinery plastics products, excluding foam (incl. gears, bearings, etc.).....		326199-3	06/93	203.381	203.381	203.381	203.381	203.381
Plastics packaging (excluding film, sheet, foam, and bottles).....		326199-4	06/93	205.637	205.458	206.641	207.213	205.100
Building & construction fabricated plastics products (excl foam, plumbing fixtures, hardware).....		326199-8	12/03	181.841	181.542	181.639	182.169	181.801
Secondary products and miscellaneous receipts.....		326199-SM						
Miscellaneous receipts.....		326199-M	12/99	183.877	184.288	185.384	184.812	185.464
Secondary products.....		326199-S	06/93	174.082	173.666	173.346	174.271	178.860

See footnotes at end of table.

Table 11. Producer price indexes for net output of selected industries and their products, not seasonally adjusted — Continued
[June 2023]

Title ¹	Industry code	Product code	Index base	Unadjusted index ²				
				Feb. 2023	Mar. 2023 ^p	Apr. 2023 ^p	May 2023 ^p	June 2023 ^p
Rubber product mfg.	3262		12/03	194.862	195.152	194.831	193.922	193.602
Tire mfg.	32621		06/81	220.209	220.479	220.833	219.458	219.202
Tire manufacturing, except retreading.	326211		06/81	220.220	220.490	220.844	219.469	219.213
Primary products.		326211-P	06/81	203.793	204.046	204.380	203.085	202.843
Tread rubber, tire sundries, and repair materials.		326211-H	06/81	287.069	300.424	306.656	306.490	306.083
Pneumatic tires (including passenger, truck, bus, tractor, industrial, and other tires).		326211-0	12/11	123.065	123.064	123.204	122.369	122.217
Passenger car pneumatic tires (casings).		326211-01	06/81	183.945	183.945	183.945	183.638	183.638
Truck and bus (including off-the-highway) pneumatic tires.		326211-03	06/81	204.009	204.009	204.009	196.690	196.690
Secondary products and miscellaneous receipts.		326211-SM						
Rubber and plastics hose and belting.	32622		12/03	207.925	208.329	206.664	204.971	204.503
Rubber and plastics hose and belting mfg.	326220		12/81	332.449	333.095	330.429	327.722	326.975
Primary products.		326220-P	12/81	333.951	334.622	332.324	329.513	328.737
Rubber and plastics belt and belting mfg.		326220-D	12/11	146.812	147.369	147.581	147.007	146.188
Rubber and plastics transmission belts and belting (excluding flat).		326220-D2	12/81	232.374	234.078	234.965	234.965	234.965
Rubber and plastic hose mfg.		326220-H	12/11	134.205	134.205	132.022	130.210	130.390
Rubber and plastics hose for on- and off-highway motor vehicles.		326220-H3	12/04	150.451	150.451	152.725	150.609	150.609
Industrial rubber and plastics hose without fittings.		326220-H4	12/04	164.476	164.476	161.522	161.522	161.522
Rubber and plastics water hose (incl. fire, irrigation, etc.).		326220-H5	12/04	271.205	271.205	248.713	233.507	233.507
Secondary products and miscellaneous receipts.		326220-SM						
Other rubber product mfg.	32629		12/88	215.252	215.614	214.792	214.482	214.039
Rubber product mfg. for mechanical use.	326291		12/88	167.376	168.471	169.312	169.106	169.146
Primary products.		326291-P	12/88	158.271	159.266	160.116	159.908	159.925
Other extruded rubber mechanical goods (excl. auto)(excl. tubing).		326291-C	12/03	149.280	149.280	149.280	150.303	150.303
Molded rubber mechanical goods, automotive.		326291-1	06/83	113.492	114.216	114.200	114.318	114.402
Molded rubber mechanical goods, transportation (excluding automotive)/off-highway machinery.		326291-2	12/03	153.141	155.480	155.469	155.517	155.704
Other molded rubber mechanical goods (excluding tubing).		326291-9	12/03	184.205	184.557	189.925	187.855	187.855
Secondary products and miscellaneous receipts.		326291-SM						
Secondary products.		326291-S	06/83	282.809	286.546	286.546	286.546	287.337
All other rubber product manufacturing.	326299		06/83	285.955	285.522	282.775	282.330	281.307
Primary products.		326299-P	06/83	288.516	288.002	285.045	284.803	283.674
Rubber druggist and medical sundries, excluding gloves.		326299-A	12/03	146.108	146.108	146.108	146.108	-
All other miscellaneous rubber goods.		326299-B	06/83	243.642	243.642	243.642	242.799	242.799
Rubber compounds or mixtures for sale or interplant transfer.		326299-6	06/83	328.344	326.913	317.686	317.686	313.544
All other industrial rubber products.		326299-7	06/83	317.579	317.199	315.292	315.962	315.962
Secondary products and miscellaneous receipts.		326299-SM						
Nonmetallic mineral product manufacturing.	327		12/84	283.366	284.723	285.425	286.149	287.010
Clay product and refractory manufacturing.	3271		12/03	175.875	175.660	176.196	177.374	177.657
Pottery, ceramics, and plumbing fixture mfg.	32711		12/84	271.787	272.638	272.891	274.193	274.193
Pottery, ceramics, and plumbing fixture mfg.	327110		12/11	149.366	149.834	149.973	150.688	150.688
Primary products.		327110-P	12/11	144.571	145.058	145.203	145.949	145.949
Vitreous china, porcelain, and earthenware (semivitreous) table and kitchenware.		327110-5	12/06	146.673	146.673	146.673	146.673	146.673
All other pottery products (including china decorated for the trade).		327110-6	12/06	165.032	165.032	165.032	170.053	170.053
Porcelain, steatite, and other ceramic electrical products.		327110-7	12/85	319.494	321.851	322.554	321.944	321.944
Secondary products and miscellaneous receipts.		327110-SM						
Clay building material and refractories mfg.	32712		12/03	176.522	176.012	176.693	178.006	178.398
Clay building material and refractories mfg.	327120		12/11	139.201	138.799	139.336	140.371	140.680
Primary products.		327120-P	12/11	139.801	139.351	139.901	140.961	141.278
Brick and structural clay tile.		327120-1	12/84	251.214	253.118	253.118	253.566	253.566
Building or common brick.		327120-11	12/84	248.613	250.453	250.453	250.903	250.903
Glazed brick and other brick (paving, floor, and sewer).		327120-12	12/04	191.458	195.664	195.664	195.664	195.664
Clay floor and wall tile, glazed and unglazed (including quarry tile and ceramic mosaic tile).		327120-2	06/85	116.582	113.991	116.149	118.986	120.023
Nonclay refractories (excluding dead-burned magnesia).		327120-6	12/04	204.020	201.807	202.024	205.111	205.741
Clay refractories.		327120-7	12/04	218.379	218.379	218.379	218.379	218.379
All other structural clay products, excluding clay refractories.		327120-9	12/85	281.065	300.909	300.909	300.909	300.909
Secondary products and miscellaneous receipts.		327120-SM						
Miscellaneous receipts.		327120-M	12/11	136.603	140.513	140.513	140.513	140.513
Glass and glass product manufacturing.	3272		12/03	168.157	168.447	168.012	167.290	168.597
Glass and glass product manufacturing.	32721		12/03	168.157	168.447	168.012	167.290	168.597
Flat glass manufacturing.	327211		12/80	151.268	150.399	149.673	150.069	153.150
Primary products.		327211-P	12/80	144.927	144.087	143.384	143.767	146.834
Flat glass (float, sheet, and plate process), made by flat glass producers.		327211-1	12/80	149.455	148.125	147.013	147.619	152.473

See footnotes at end of table.

Table 11. Producer price indexes for net output of selected industries and their products, not seasonally adjusted — Continued
[June 2023]

Title ¹	Industry code	Product code	Index base	Unadjusted index ²				
				Feb. 2023	Mar. 2023 ^p	Apr. 2023 ^p	May 2023 ^p	June 2023 ^p
Flat glass manufacturing - Continued								
Other glass products, made by flat glass producers.....		327211-4	12/06	170.875	170.875	170.875	170.875	170.875
Secondary products and miscellaneous receipts.....		327211-SM						
Other pressed and blown glass and glassware.....	327212		06/83	200.821	200.831	200.834	202.528	202.527
Primary products.....		327212-P	06/83	200.274	200.285	200.287	200.734	200.734
Glass fiber and machine-made pressed and blown glass and glassware, made by glass producers.....		327212-B	06/12	151.880	151.880	151.882	151.882	151.882
Handmade pressed and blown glass and glassware, made by glass producers....		327212-9	12/04	131.748	132.088	132.088	146.877	146.877
Secondary and miscellaneous receipts.....		327212-SM						
Glass container manufacturing.....	327213		06/82	277.779	277.779	277.779	279.434	279.434
Primary products.....		327213-P	06/82	278.890	278.890	278.890	280.555	280.555
Glass containers (including value of packaging).....		327213-0	12/03	200.606	200.606	200.606	201.803	201.803
Secondary products and miscellaneous receipts.....		327213-SM1						
Glass product mfg. made of purchased glass.....	327215		06/83	212.602	213.768	213.005	209.912	211.773
Primary products.....		327215-P	06/83	206.355	207.492	206.753	203.720	205.534
Pressed and blown glassware, made from purchased glass.....		327215-E	12/22	104.093	106.144	105.648	104.743	104.570
Other glass products, made from purchased glass.....		327215-F	06/83	201.038	201.178	200.866	198.686	198.669
Mirrors (decorated and undecorated), made from purchased glass.....		327215-9	06/83	205.092	207.713	205.768	199.459	208.444
Secondary products and miscellaneous receipts.....		327215-SM						
Secondary products.....		327215-S	06/83	248.168	249.192	249.192	249.192	249.190
Cement and concrete product manufacturing.....	3273		12/03	229.302	230.848	232.058	233.345	234.177
Cement manufacturing.....	32731		06/82	326.249	326.846	327.138	327.458	327.704
Cement manufacturing.....	327310		06/82	326.256	326.853	327.146	327.465	327.712
Primary products.....		327310-P	06/82	321.805	322.397	322.687	323.003	323.248
Cement, hydraulic (including cost of shipping containers).....		327310-0	06/89	318.127	318.713	319.000	319.312	319.554
Secondary products and miscellaneous receipts.....		327310-SM						
Ready-mix concrete manufacturing.....	32732		12/03	231.578	233.638	235.194	237.073	237.621
Ready-mix concrete manufacturing.....	327320		06/81	359.054	362.249	364.662	367.575	368.425
Primary products.....		327320-P	06/81	354.911	358.171	360.619	363.591	364.457
Northeast region ready-mix concrete.....		327320-A	12/12	153.085	155.793	158.275	156.059	—
Midwest region ready-mix concrete.....		327320-B	12/12	158.456	161.162	161.410	164.412	164.412
South region ready-mix concrete.....		327320-C	12/12	159.518	160.646	161.231	162.728	163.659
West region ready-mix concrete.....		327320-D	12/12	172.721	173.200	175.454	176.554	176.554
Secondary products and miscellaneous receipts.....		327320-SM						
Miscellaneous receipts.....		327320-M	06/81	401.827	401.827	401.827	401.827	401.827
Secondary products.....		327320-S	06/81	410.689	410.689	411.274	411.274	411.305
Concrete pipe, brick, and block manufacturing.....	32733		12/03	212.881	211.453	213.299	213.631	214.848
Concrete block and brick manufacturing.....	327331		06/81	345.329	346.714	349.973	350.169	350.374
Primary products.....		327331-P	06/81	357.713	358.858	362.348	362.447	362.667
Concrete block and brick.....		327331-0	12/06	169.629	170.172	171.828	171.874	171.979
Structural concrete block, lightweight units (weighing less than 105 lb/cubic ft.) (dry weight).....		327331-01	06/81	325.827	324.935	331.116	331.116	331.116
Structural concrete block, mediumweight units (weighing 105 - 124 lb/cubic ft.) (dry weight).....		327331-02	06/81	427.401	427.401	429.138	431.365	432.080
Structural concrete block, normalweight units (weighing 125 lb or more/cubic ft.) (dry weight).....		327331-03	06/81	394.471	394.179	396.107	396.107	397.847
Decorative concrete block (including screen, split, slump, shadowal block, etc.).....		327331-04	06/81	314.710	316.284	318.913	318.913	318.913
Concrete pavers (including grid, interlocking, etc.).....		327331-05	06/81	355.346	357.144	360.667	360.667	360.667
Concrete brick.....		327331-06	06/81	331.353	333.027	336.455	336.455	336.455
Secondary products and miscellaneous receipts.....		327331-SM						
Miscellaneous receipts.....		327331-M	06/81	295.892	299.933	299.933	299.933	299.933
Secondary products.....		327331-S	06/81	303.247	313.569	313.569	317.519	317.519
Concrete pipe manufacturing.....	327332		12/03	231.099	223.127	224.673	225.629	230.002
Primary products.....		327332-P	12/03	229.762	221.991	223.592	224.535	228.287
Concrete pipe.....		327332-0	12/03	229.762	221.991	223.592	224.535	228.287
Concrete storm sewer pipe.....		327332-02	12/99	288.980	285.953	285.861	286.922	286.600
Concrete pipe, except concrete culvert and storm sewer pipe.....		327332-03	06/94	263.065	263.065	263.065	263.557	271.812
Secondary products and miscellaneous receipts.....		327332-SM1						
Other concrete product manufacturing.....	32739		12/03	237.663	239.978	240.354	241.122	242.595
Other concrete product manufacturing.....	327390		12/03	237.687	240.001	240.377	241.144	242.622
Primary products.....		327390-P	12/03	235.029	237.402	237.792	238.589	239.694
Precast concrete products.....		327390-1	12/79	423.690	428.694	428.980	430.852	433.796
Precast concrete slabs and tile, roof and floor units.....		327390-11	07/85	394.101	394.101	394.101	394.101	—
Precast concrete architectural wall panels.....		327390-12	11/84	355.799	355.852	355.603	357.649	357.649

See footnotes at end of table.

Table 11. Producer price indexes for net output of selected industries and their products, not seasonally adjusted — Continued
[June 2023]

Title ¹	Industry code	Product code	Index base	Unadjusted index ²				
				Feb. 2023	Mar. 2023 ^p	Apr. 2023 ^p	May 2023 ^p	June 2023 ^p
Other concrete product manufacturing - Continued								
Burial vaults and boxes, precast concrete.....		327390-13	12/79	473.472	473.472	473.472	473.472	473.472
Precast concrete products (excl burial vaults and boxes, slabs and tile, and arch. wall panels).....		327390-14	12/79	395.971	402.374	402.792	404.769	408.544
Prestressed concrete products.....		327390-4	12/79	417.363	417.926	420.717	419.937	417.108
Prestressed concrete products (excl bridge beams and solid and hollow cored slabs and panels).....		327390-43	06/94	212.362	214.039	217.906	217.906	217.906
Prestressed concrete bridge beams.....		327390-46	01/17	211.027	210.378	210.378	210.676	207.857
Prestressed concrete solid and hollow cored slabs and panels.....		327390-47	01/17	174.569	173.449	171.783	169.202	167.439
Secondary products and miscellaneous receipts.....		327390-SM						
Secondary products.....		327390-S	12/79	513.295	513.295	513.295	513.295	540.366
Lime and gypsum product manufacturing.....	3274		12/03	252.205	253.465	251.941	251.222	250.768
Lime manufacturing.....	32741		12/03	315.613	316.528	316.989	320.383	320.559
Lime manufacturing.....	327410		12/85	405.794	406.971	407.564	411.927	412.153
Primary products.....		327410-P	12/85	422.202	423.427	424.044	428.583	428.819
Lime.....		327410-0	12/04	307.470	308.362	308.811	312.117	312.288
Gypsum product manufacturing.....	32742		12/03	240.546	241.979	239.697	237.511	236.819
Gypsum product manufacturing.....	327420		06/81	393.017	395.357	391.630	388.058	386.927
Primary products.....		327420-P	06/81	421.997	424.513	420.504	416.663	415.447
Gypsum building materials.....		327420-1	12/93	354.716	357.236	353.221	349.374	348.157
Other gypsum products.....		327420-5	01/00	243.423	243.423	243.423	243.423	243.423
Secondary products and miscellaneous receipts.....		327420-SM						
Other nonmetallic mineral products.....	3279		12/84	258.539	259.869	260.941	261.750	261.497
Abrasive product manufacturing.....	32791		12/03	172.063	173.838	175.372	175.582	175.570
Abrasive product manufacturing.....	327910		12/80	287.024	289.981	292.536	292.886	293.016
Primary products.....		327910-P	12/80	303.724	306.899	309.633	310.009	309.453
Nonmetallic sized grains, powders, and flour abrasives (incl. graded only).....		327910-1	06/87	245.397	245.397	245.397	245.397	245.397
Nonmetallic abrasive products (including diamond abrasives).....		327910-4	12/80	294.531	293.735	294.141	294.000	294.083
Nonmetallic coated abrasive products and buffing wheels, polishing wheels, and laps.....		327910-7	12/80	360.710	367.276	368.945	369.262	369.262
Secondary products and miscellaneous receipts.....		327910-SM						
Miscellaneous receipts.....		327910-M	12/80	366.530	366.530	367.818	367.818	365.716
All other nonmetallic mineral product mfg.....	32799		12/03	200.078	200.890	201.520	202.227	201.991
Cut stone and stone product manufacturing.....	327991		12/84	244.338	244.338	244.338	243.387	243.387
Primary products.....		327991-P	12/84	238.082	238.082	238.082	237.135	237.135
Dressed dimension granite (including gneiss, syenite, diorite, and cut granite).....		327991-1	12/84	234.310	234.310	234.310	232.467	232.467
Dressed dimension marble and other stone.....		327991-7	12/84	237.475	237.475	237.475	237.841	237.841
Secondary products and miscellaneous receipts.....		327991-SM						
Secondary products.....		327991-S	12/84	227.372	227.372	227.372	227.453	227.453
Ground or treated mineral and earth manufacturing.....	327992		06/85	302.155	305.484	309.371	311.623	311.345
Primary products.....		327992-P	06/85	295.809	299.127	303.002	305.242	304.998
Ground or treated minerals and earths.....		327992-0	06/85	295.809	299.127	303.002	305.242	304.998
Treated lightweight aggregate and crushed slag, minerals and earths.....		327992-04	12/14	152.892	152.892	154.724	154.724	154.724
Other minerals or earths, treated.....		327992-06	12/14	83.951	86.163	87.728	89.221	89.059
Secondary products and miscellaneous receipts.....		327992-SM						
Mineral wool manufacturing.....	327993		12/81	293.338	295.065	294.858	297.603	296.729
Primary products.....		327993-P	12/81	293.625	295.357	295.141	297.896	297.018
Mineral wool for thermal and acoustical envelope insulation.....		327993-1	12/81	304.003	305.267	306.348	306.316	305.045
Mineral wool for industrial, equipment, and appliance insulation.....		327993-4	12/81	243.507	245.571	243.843	249.553	249.257
Secondary products and miscellaneous receipts.....		327993-SM						
Miscellaneous nonmetallic mineral products manufacturing.....	327999		12/03	179.528	179.530	180.342	180.342	180.342
Primary products.....		327999-P	12/03	178.219	178.219	179.040	179.040	179.040
All other nonmetallic mineral products.....		327999-0	12/03	178.219	178.219	179.040	179.040	179.040
Other nonmetallic mineral products.....		327999-09	06/06	119.428	119.428	120.544	120.544	120.544
Secondary products and miscellaneous receipts.....		327999-SM						
Primary metal mfg.....	331		12/84	294.839	296.086	298.831	307.667	305.050
Iron & steel mills & ferroalloy mfg.....	3311		12/03	265.158	267.880	272.832	288.847	289.585
Iron & steel mills & ferroalloy mfg.....	33111		12/03	265.158	267.880	272.832	288.847	289.585
Iron and steel mills and ferroalloy mfg.....	331110		06/82	284.450	287.373	292.805	310.013	310.803
Primary products.....		331110-P	06/82	284.067	287.164	300.467	319.553	320.188
Steel ingots and semifinished products.....		331110-3	06/82	500.756	504.681	514.326	506.776	498.586
Ferroalloys and related products.....		331110-6	12/09	116.740	116.777	118.062	-	-
Hot rolled steel bars, plates, and structural shapes.....		331110-7	06/82	295.912	294.088	298.196	305.322	303.811

See footnotes at end of table.

Table 11. Producer price indexes for net output of selected industries and their products, not seasonally adjusted — Continued
[June 2023]

Title ¹	Industry code	Product code	Index base	Unadjusted index ²				
				Feb. 2023	Mar. 2023 ^p	Apr. 2023 ^p	May 2023 ^p	June 2023 ^p
Iron and steel mills and ferroalloy mfg - Continued								
Hot rolled steel bars, plates, and structural shapes, carbon.....		331110-71	12/17	170.918	169.344	171.487	176.024	175.199
Hot rolled steel bars, plates, and structural shapes, alloy.....		331110-76	12/10	137.669	140.527	147.470	147.437	145.991
Secondary products and miscellaneous receipts.....		331110-SM						
Steel product mfg from purchased steel.....	3312		12/03	302.314	303.991	309.814	318.129	307.720
Iron & steel pipe and tube mfg from purchased steel.....	33121		12/03	363.198	362.845	361.339	364.100	345.948
Iron and steel pipe and tube manufacturing from purchased steel.....	331210		06/82	519.430	518.924	516.769	520.717	494.762
Primary products.....		331210-P	06/82	536.577	536.061	533.877	538.022	510.847
Iron and steel pipes and tubes, from purchased iron and steel.....		331210-0	06/82	536.577	536.061	533.877	538.022	510.847
Pipe and tube, carbon.....		331210-02	12/10	204.507	205.134	204.702	209.127	197.062
Pipe and tube, alloy.....		331210-03	12/10	163.737	161.219	157.474	151.016	-
Pipe and tube, stainless.....		331210-04	12/10	134.007	132.791	133.232	130.175	128.678
Secondary products and miscellaneous receipts.....		331210-SM1						
Rolling & drawing of purchased steel.....	33122		12/03	252.147	255.451	267.156	279.915	275.792
Rolled steel shape mfg.....	331221		06/82	275.446	286.978	311.531	342.180	336.551
Primary products.....		331221-P	06/82	252.729	263.821	288.858	320.278	314.625
Cold rolled steel sheet and strip, made from purchased steel.....		331221-1	06/82	247.868	265.972	316.067	365.394	357.576
Cold finished steel bars and bar shapes, made from purchased steel.....		331221-3	06/82	285.377	286.099	272.638	277.871	275.204
Secondary products and miscellaneous receipts.....		331221-SM						
Steel wire drawing.....	331222		06/82	333.285	329.716	333.391	333.521	329.209
Primary products.....		331222-P	06/82	341.286	337.505	341.402	341.529	337.002
Steel wire, including galvanized and other coated wire.....		331222-5	06/82	307.154	307.121	310.561	310.938	308.225
Carbon steel wire.....		331222-5A	06/82	309.098	306.657	306.918	308.567	306.631
Stainless steel wire.....		331222-5C	06/82	270.085	270.085	270.085	270.085	270.085
Secondary products and miscellaneous receipts.....		331222-SM						
Miscellaneous receipts.....		331222-M	03/98	150.652	149.928	149.928	151.789	143.802
Alumina & aluminum production & processing.....	3313		12/03	162.056	161.688	158.696	159.613	156.931
Alumina & aluminum production & processing.....	33131		12/03	162.150	161.781	158.788	159.706	157.022
Secondary smelting and alloying of aluminum.....	331314		12/03	191.982	191.603	188.271	187.071	184.691
Primary products.....		331314-P	06/80	207.386	207.064	203.395	202.069	199.432
Aluminum ingot, including billet, made by secondary smelters.....		331314-2	12/03	196.806	196.484	192.136	190.762	188.021
Aluminum and aluminum-base alloys powders, paste, and flakes.....		331314-5	12/03	137.741	137.657	141.866	141.866	141.946
Secondary products and miscellaneous receipts.....		331314-SM						
Aluminum sheet, plate, and foil mfg.....	331315		06/81	209.719	210.621	206.570	209.104	204.414
Primary products.....		331315-P	06/81	216.753	217.686	213.498	216.118	211.271
Aluminum sheet, plate, and foil.....		331315-0	06/81	216.753	217.686	213.498	216.118	211.271
Other aluminum rolling, drawing, and extruding.....	331318		12/81	274.845	273.729	268.296	268.479	266.301
Primary products.....		331318-P	12/81	285.128	283.943	278.031	278.216	275.971
Other extruded aluminum shapes, including rod, bar, and wire.....		331318-0	12/81	303.081	301.964	295.875	296.065	293.677
Secondary products and miscellaneous receipts.....		331318-SM						
Nonferrous (exc alum) production & processing.....	3314		12/03	285.014	283.175	283.577	282.253	276.550
Nonferrous metal (except aluminum) smelting and refining.....	33141		12/03	294.915	285.393	287.829	-	-
Nonferrous metal (except aluminum) smelting and refining.....	331410		12/09	116.093	112.345	113.303	-	-
Primary products.....		331410-P	12/09	120.506	116.554	117.572	-	-
Primary smelting and refining of copper.....		331410-1	06/80	307.476	307.476	-	-	-
Secondary products and miscellaneous receipts.....		331410-SM1						
Copper rolling/drawing/extruding & alloying.....	33142		12/03	328.952	327.377	324.613	316.752	306.877
Copper rolling, drawing, extruding, and alloying.....	331420		12/11	129.897	129.275	128.183	125.081	121.183
Primary products.....		331420-P	12/11	129.798	129.156	128.151	124.904	120.860
Copper wire and cable.....		331420-A	12/03	293.764	290.213	287.509	277.830	267.812
Copper and copper alloy mill shapes, except wire and cable.....		331420-B	12/22	104.260	104.372	103.427	101.281	98.143
Copper and copper alloy rod, bar, and shapes.....		331420-B5	12/80	538.014	-	-	-	-
Secondary smelting, refining, and alloying of copper.....		331420-8	12/03	386.813	-	-	-	-
Secondary products and miscellaneous receipts.....		331420-SM						
Miscellaneous receipts.....		331420-M	12/11	-	-	140.593	138.055	-
Other nonferrous roll/draw/extruding/alloying.....	33149		12/03	241.491	242.404	245.368	244.832	239.861
Nonferrous metal (except copper and aluminum) rolling, drawing, and extruding.....	331491		12/03	220.068	220.867	223.645	223.682	223.513
Primary products.....		331491-P	12/03	190.568	191.140	193.412	193.822	193.502
All other nonferrous metal mill shapes.....		331491-D	06/82	303.210	299.315	295.610	309.561	310.098
Nickel and nickel-base alloy mill shapes.....		331491-2	06/82	288.300	289.074	299.790	293.234	291.035
Titanium and titanium-base alloy mill shapes.....		331491-3	06/82	188.064	190.753	191.410	190.264	190.264
Secondary products and miscellaneous receipts.....		331491-SM						

See footnotes at end of table.

Table 11. Producer price indexes for net output of selected industries and their products, not seasonally adjusted — Continued
 [June 2023]

Title ¹	Industry code	Product code	Index base	Unadjusted index ²				
				Feb. 2023	Mar. 2023 ^P	Apr. 2023 ^P	May 2023 ^P	June 2023 ^P
Nonferrous metal (except copper and aluminum) rolling, drawing, and extruding - Continued								
Secondary products.....		331491-S	06/82	365.999	374.101	382.409	382.778	382.946
Secondary smelting, refining, and alloying of nonferrous metal (except copper and aluminum).....	331492		12/03	266.100	267.137	270.317	269.219	259.366
Primary products.....		331492-P	12/03	265.584	266.664	269.975	268.831	258.571
All other miscellaneous secondary nonferrous metals, including secondary lead and zinc.....		331492-B	06/11	94.556	93.513	90.927	88.515	82.245
Secondary products and miscellaneous receipts.....		331492-SM						
Foundries.....	3315		12/03	200.958	201.007	202.769	202.795	202.353
Ferrous metal foundries.....	33151		12/84	289.405	289.737	291.171	291.272	291.298
Iron foundries.....	331511		12/80	339.115	339.778	342.037	342.183	341.925
Primary products.....		331511-P	12/80	325.574	326.233	328.402	328.266	328.009
Ductile iron pressure pipe and fittings.....		331511-1	12/80	427.971	429.364	431.780	431.780	431.780
Other ductile iron castings.....		331511-3	06/86	216.684	216.758	217.992	218.510	218.623
Other ductile iron castings for automotive uses.....		331511-31	06/12	112.579	112.368	112.531	112.711	112.986
Other ductile iron castings for all other uses.....		331511-32	06/12	139.075	139.303	140.443	140.841	140.756
Other gray iron castings.....		331511-9	12/03	208.743	209.494	211.800	210.867	210.214
Secondary products and miscellaneous receipts.....		331511-SM						
Steel investment foundries.....	331512		06/81	367.070	367.070	367.223	367.229	367.228
Primary products.....		331512-P	06/81	349.656	349.656	349.802	349.802	349.802
Steel investment castings.....		331512-0	06/81	349.656	349.656	349.802	349.802	349.802
Secondary products and miscellaneous receipts.....		331512-SM						
Secondary products.....		331512-S	06/81	513.382	513.382	513.382	514.767	514.670
Steel foundries, except investment.....	331513		06/81	275.872	275.928	277.452	277.589	278.321
Primary products.....		331513-P	12/03	208.282	208.325	209.504	209.606	210.174
Carbon steel castings, except investment.....		331513-1	06/81	293.390	293.405	297.243	297.243	298.018
Alloy steel castings, excluding investment.....		331513-4	12/17	145.675	145.712	146.168	146.264	146.665
High alloy steel castings, except investment.....		331513-41	06/81	403.331	403.331	403.331	403.331	403.331
Other alloy steel castings, except investment.....		331513-43	12/03	189.749	189.891	191.610	191.972	193.486
Secondary products and miscellaneous receipts.....		331513-SM						
Nonferrous metal foundries.....	33152		12/84	248.033	247.789	251.263	251.220	249.894
Nonferrous metal die-casting foundries.....	331523		12/11	122.889	122.028	122.400	122.034	121.563
Primary products.....		331523-P	12/11	124.140	123.238	123.621	123.238	122.757
Aluminum die-castings.....		331523-1	06/83	194.184	192.418	193.387	192.870	192.474
Nonferrous (except aluminum) die-castings.....		331523-3	06/91	261.630	261.520	260.461	259.241	256.431
Secondary products and miscellaneous receipts.....		331523-SM						
Secondary products.....		331523-S	12/11	110.331	110.753	110.850	110.973	110.673
Aluminum foundries, except die-casting.....	331524		06/91	226.440	229.167	228.679	229.917	229.930
Primary products.....		331524-P	06/91	207.857	209.256	208.736	210.097	210.001
Aluminum castings, excluding die-castings.....		331524-0	06/91	207.857	209.256	208.736	210.097	210.001
Secondary products and miscellaneous receipts.....		331524-SM						
Secondary products.....		331524-S1	06/08	276.244	287.018	286.913	286.913	287.653
Other nonferrous metal foundries, except die-casting.....	331529		12/11	134.670	134.586	143.175	143.246	141.076
Primary products.....		331529-P	12/11	130.331	130.245	139.283	139.298	137.150
Copper foundries (excluding die-casting).....		331529-5	06/83	407.710	407.237	405.980	406.064	394.238
Secondary products and miscellaneous receipts.....		331529-SM						
Fabricated metal product mfg.....	332		12/84	274.939	276.434	278.622	278.689	278.822
Forging & stamping.....	3321		12/03	176.005	176.266	178.842	177.494	176.863
Forging & stamping.....	33211		12/03	176.034	176.295	178.871	177.523	176.891
Iron and steel forging.....	332111		12/83	194.241	194.200	198.669	197.531	195.919
Primary products.....		332111-P	12/83	191.776	191.734	195.808	194.638	192.981
Hot impression die impact, press and upset steel forgings.....		332111-1	12/83	201.114	201.870	207.657	206.138	204.382
Hot impression die impact, press and upset carbon steel forgings.....		332111-11	12/83	201.417	201.417	-	-	-
Hot impression die impact, press and upset alloy steel forgings.....		332111-12	12/83	189.198	190.739	193.831	189.941	186.306
Secondary products and miscellaneous receipts.....		332111-SM						
Nonferrous forging.....	332112		12/83	176.352	176.048	176.701	178.222	178.227
Primary products.....		332112-P	12/83	195.001	194.996	195.729	197.476	197.489
Hot impression die impact, press and upset nonferrous forgings.....		332112-4	12/83	206.200	206.194	207.065	209.141	209.157
Hot impression die impact, press, and upset aluminum and aluminum alloy forgings.....		332112-41	12/83	230.350	230.339	231.896	231.892	231.920
Hot impression die impact, press, and upset titanium and titanium alloy forgings.....		332112-42	12/83	158.730	158.730	158.730	163.975	163.975
Other nonferrous hot impression die impact, press, and upset forgings.....		332112-43	06/98	161.005	161.005	161.005	161.005	161.005
Secondary products and miscellaneous receipts.....		332112-SM						

See footnotes at end of table.

Table 11. Producer price indexes for net output of selected industries and their products, not seasonally adjusted — Continued
 [June 2023]

Title ¹	Industry code	Product code	Index base	Unadjusted index ²				
				Feb. 2023	Mar. 2023 ^P	Apr. 2023 ^P	May 2023 ^P	June 2023 ^P
Custom roll forming.....	332114		12/03	187.454	187.611	193.942	190.008	189.700
Primary products.....		332114-P	12/84	214.475	214.680	222.970	217.819	217.416
Custom roll formed products (steel, aluminum and other metal).....		332114-0	06/90	208.234	208.433	216.481	211.481	211.089
Secondary products and miscellaneous receipts.....		332114-SM						
Powder metallurgy part mfg.....	332117		12/03	133.449	133.619	134.858	—	—
Primary products.....		332117-P	12/03	134.044	134.214	135.459	—	—
Powder metallurgy parts.....		332117-0	12/91	137.574	137.749	139.026	—	—
Other metal stamping, except automotive.....	332119		06/84	253.670	254.601	254.307	253.715	253.011
Primary products.....		332119-P	12/03	197.829	197.586	197.230	196.916	196.916
Metal job stampings, except automotive.....		332119-3	06/84	259.284	258.818	258.023	257.419	257.419
Motor and generator metal job stamping.....		332119-32	06/07	124.344	128.988	129.505	129.505	129.505
Other metal job stampings.....		332119-33	06/07	177.462	177.462	177.462	176.877	176.877
Secondary products and miscellaneous receipts.....		332119-SM						
Cutlery & handtool mfg.....	3322		12/03	160.193	160.561	161.738	161.821	162.397
Cutlery & handtool mfg.....	33221		12/03	160.177	160.545	161.722	161.805	162.381
Metal cookware, cutlery, and flatware mfg.....	332215		12/11	127.312	128.058	128.909	128.909	128.909
Primary products.....		332215-P	12/11	126.750	127.507	128.272	128.272	128.272
Cutlery, scissors, shears, trimmers, and snips.....		332215-2	12/83	288.962	289.379	297.657	297.657	297.657
Secondary products and miscellaneous receipts.....		332215-SM						
Miscellaneous receipts.....		332215-M	12/11	129.574	129.593	135.303	135.303	135.303
Secondary products.....		332215-S	12/11	133.418	133.418	133.418	133.418	133.418
Saw blade, handsaw, and hand and edge tool mfg.....	332216		12/11	132.908	132.982	133.998	134.101	134.813
Primary products.....		332216-P	12/11	132.128	132.207	133.255	133.366	134.127
Edge tools, hand-operated.....		332216-4	06/96	203.259	203.259	213.133	213.133	213.133
All other miscellaneous hand tools, except handsaws.....		332216-7	12/11	135.112	135.112	135.869	135.869	135.869
Secondary products and miscellaneous receipts.....		332216-SM						
Miscellaneous receipts.....		332216-M	12/11	134.724	134.724	136.754	136.754	136.932
Secondary products.....		332216-S	12/11	137.639	137.628	137.634	137.626	137.587
Architectural & structural metals mfg.....	3323		12/03	254.214	256.746	258.137	257.558	257.711
Plate work & fabricated structural prod mfg.....	33231		12/03	274.149	279.131	280.517	280.046	279.177
Prefabricated metal buildings and components mfg.....	332311		12/81	482.238	506.427	507.492	506.034	512.359
Primary products.....		332311-P	12/81	499.190	524.592	525.768	524.473	531.245
Prefabricated metal bldg & component systems (excl. farm service bldgs, resid. bldgs, & parts).....		332311-1	12/81	538.344	575.996	579.152	579.152	579.145
Other prefabricated and portable metal buildings and parts.....		332311-3	12/81	417.137	416.666	413.656	409.618	430.740
Secondary products and miscellaneous receipts.....		332311-SM						
Fabricated structural metal mfg.....	332312		12/03	271.471	275.631	277.417	276.975	275.062
Primary products.....		332312-P	06/82	354.290	359.242	361.521	360.669	357.870
Fabricated structural metal bar joists and concrete reinforcing bars.....		332312-1	06/82	348.373	356.527	357.642	357.597	350.726
Fabricated structural iron and steel for industrial buildings metal bar joists, short span.....		332312-11	06/11	165.974	168.294	168.294	168.002	168.002
Fabricated structural iron & steel for commercial, residential, institutional, & public bldgs.....		332312-12	06/11	205.648	210.951	211.775	211.834	206.753
Other fabricated structural metal.....		332312-5	06/82	368.568	371.636	373.017	373.017	373.017
Fabricated structural metal for bridges.....		332312-6	06/82	262.829	258.560	276.284	262.885	268.445
Secondary products and miscellaneous receipts.....		332312-SM						
Plate work mfg.....	332313		12/03	225.291	224.927	224.927	224.742	—
Primary products.....		332313-P	12/03	222.725	222.292	222.292	222.292	—
Fabricated plate work (stacks and weldments).....		332313-0	03/80	337.811	337.154	337.154	337.154	—
Secondary products and miscellaneous receipts.....		332313-SM1						
Ornamental & architectural metal prod mfg.....	33232		12/03	237.429	237.625	239.034	238.344	239.484
Metal window and door mfg.....	332321		06/83	407.414	407.528	409.606	409.601	409.483
Primary products.....		332321-P	06/83	426.163	426.269	428.517	428.512	428.389
Metal molding and trim and store fronts.....		332321-B	06/83	1,068.620	1,068.620	1,068.620	1,068.587	1,067.305
Metal windows (except storm sash).....		332321-D	06/83	406.721	407.203	407.203	407.203	406.807
Metal doors (except storm doors).....		332321-1	06/83	412.021	412.053	415.295	415.290	415.283
Metal window and door screens (except combination screens) and metal weather strip.....		332321-9	06/83	345.474	345.474	345.474	345.474	345.239
Secondary products and miscellaneous receipts.....		332321-SM						
Secondary products.....		332321-S	06/83	339.049	339.456	339.456	339.456	339.348
Sheet metal work mfg.....	332322		12/82	295.290	295.954	298.792	296.974	300.396
Primary products.....		332322-P	12/82	291.479	292.143	295.055	292.999	296.843
Sheet metal electronic enclosures.....		332322-C	06/11	139.830	140.011	148.393	143.270	143.492
Steel sheet metal computer & peripheral equipment enclosures.....		332322-C1	06/11	122.643	122.817	140.428	129.706	130.887
Aluminum sheet metal computer & peripheral equipment enclosures.....		332322-C2	06/11	167.729	167.732	167.718	167.718	167.595

See footnotes at end of table.

Table 11. Producer price indexes for net output of selected industries and their products, not seasonally adjusted — Continued
[June 2023]

Title ¹	Industry code	Product code	Index base	Unadjusted index ²				
				Feb. 2023	Mar. 2023 ^p	Apr. 2023 ^p	May 2023 ^p	June 2023 ^p
Sheet metal work mfg - Continued								
Other sheet metal electronic enclosures (excluding computers).....		332322-C3	06/11	135.135	135.351	135.292	135.286	134.564
Other sheet metal work.....		332322-G	12/03	167.432	167.334	167.321	167.561	169.992
Aluminum and other sheet metal work.....		332322-G3	06/11	131.021	130.882	130.864	131.202	131.476
Sheet metal air-conditioning ducts and stove pipe.....		332322-1	12/03	294.130	293.527	293.527	293.527	293.527
Sheet metal roofing and roof drainage equipment.....		332322-7	12/03	239.494	242.701	242.183	243.037	252.068
Secondary products and miscellaneous receipts.....		332322-SM						
Secondary products.....		332322-S	12/03	199.495	199.524	199.637	200.620	200.590
Ornamental and architectural metal work mfg.....	332323		12/83	495.710	494.950	494.455	494.500	493.093
Primary products.....		332323-P	12/83	536.818	536.107	535.514	535.514	534.104
Ornamental and architectural metal work.....		332323-8	12/97	406.262	404.636	405.504	405.504	404.724
Iron, steel, and aluminum stairs, staircases, and fire escapes.....		332323-81	12/83	594.343	593.659	595.072	595.072	593.660
Steel and aluminum fences, gates (not wire), and railings and window guards....		332323-82	12/97	299.182	296.245	296.736	296.736	296.439
Other architectural and ornamental work.....		332323-9	12/97	304.302	304.693	304.693	304.693	304.693
Other aluminum and metal architectural and ornamental work.....		332323-91	12/88	317.874	318.278	318.278	318.278	318.278
Other iron and steel architectural and ornamental work.....		332323-92	12/97	311.640	-	-	-	-
Metal stalls and corrals.....		332323-94	05/17	144.775	144.775	-	-	-
Secondary products and miscellaneous receipts.....		332323-SM						
Secondary products.....		332323-S	12/83	244.203	241.602	242.394	243.358	240.336
Boiler, tank & shipping container mfg.....	3324		12/03	225.403	225.229	225.980	226.377	226.180
Power boiler & heat exchanger mfg.....	33241		12/03	250.459	250.392	250.067	250.092	250.081
Power boiler and heat exchanger mfg.....	332410		12/03	250.632	250.564	250.240	250.264	250.254
Primary products.....		332410-P	12/03	250.615	250.549	250.226	250.226	250.226
Fabricated heat exchangers and steam condensers (excluding nuclear applications).....		332410-1	03/80	523.588	522.345	521.187	521.187	521.187
Steel power boilers (stationary and marine), parts and attachments (excl. nuclear applications).....		332410-6	05/21	-	122.239	-	-	-
Secondary products and miscellaneous receipts.....		332410-SM						
Secondary products.....		332410-S	03/80	475.776	479.755	481.599	484.930	483.461
Metal tank (heavy gauge) mfg.....	33242		12/03	238.544	238.777	240.933	241.224	241.339
Metal tanks, heavy gauge, mfg.....	332420		12/03	238.417	238.649	240.804	241.094	241.210
Primary products.....		332420-P	12/03	232.998	233.239	235.603	235.922	236.254
Metal tanks, heavy gauge.....		332420-0	12/03	232.998	233.239	235.603	235.922	236.254
Secondary products and miscellaneous receipts.....		332420-SM						
Secondary products.....		332420-S	03/80	338.066	338.228	338.196	338.196	335.738
Light gauge metal container mfg.....	33243		12/84	221.928	221.492	221.924	222.529	222.091
Metal can mfg.....	332431		06/81	221.492	220.726	221.221	221.216	220.781
Primary products.....		332431-P	06/81	220.219	219.436	219.929	219.922	219.503
Steel cans and tinware products.....		332431-1	06/81	341.447	338.466	338.466	338.466	-
Aluminum cans (including lids, ends, and parts shipped separately).....		332431-3	06/81	155.000	154.993	155.576	155.568	155.073
Secondary products and miscellaneous receipts.....		332431-SM						
Other metal container mfg.....	332439		12/03	265.220	266.303	266.499	270.303	269.772
Primary products.....		332439-P	12/03	274.455	274.026	274.254	278.673	278.057
Steel shipping barrels & drums, exc. beer barrels (more than 12-gallon capacity)....		332439-3	06/83	426.174	426.174	427.418	449.183	445.814
All other metal containers.....		332439-6	12/03	221.327	220.628	220.628	220.628	220.628
Secondary products and miscellaneous receipts.....		332439-SM						
Secondary products.....		332439-S	12/03	202.053	212.162	212.162	212.162	212.162
Hardware mfg.....	3325		12/03	203.771	204.048	203.033	202.983	202.926
Hardware mfg.....	33251		12/03	203.771	204.048	203.033	202.983	202.926
Hardware mfg.....	332510		06/85	273.318	273.690	272.328	272.260	272.185
Primary products.....		332510-P	06/85	260.747	261.324	259.953	259.860	259.784
All other miscellaneous hardware.....		332510-A	06/85	472.564	472.497	462.257	461.781	461.781
Furniture hardware (excluding cabinet hardware).....		332510-2	06/85	295.083	293.555	292.864	291.581	290.099
Builders' hardware, including fabricated metal safe and vault locks, & cabinet hardware.....		332510-4	06/85	297.489	297.598	297.598	297.598	297.598
Motor vehicle hardware (lock units, door & window handles, window regulators, hinges, etc.).....		332510-6	06/85	173.215	173.215	173.459	173.459	173.459
Secondary products and miscellaneous receipts.....		332510-SM						
Miscellaneous receipts.....		332510-M	07/85	404.206	389.091	390.021	391.881	391.881
Secondary products.....		332510-S	06/85	334.666	334.666	334.666	334.666	334.666
Spring & wire product mfg.....	3326		12/03	268.492	270.583	270.392	270.449	271.660
Spring & wire product mfg.....	33261		12/03	268.492	270.583	270.392	270.449	271.660
Spring mfg.....	332613		12/11	211.791	214.487	214.652	214.553	216.137
Primary products.....		332613-P	12/11	224.412	227.414	227.601	227.492	229.259

See footnotes at end of table.

Table 11. Producer price indexes for net output of selected industries and their products, not seasonally adjusted — Continued
[June 2023]

Title ¹	Industry code	Product code	Index base	Unadjusted index ²				
				Feb. 2023	Mar. 2023 ^P	Apr. 2023 ^P	May 2023 ^P	June 2023 ^P
Spring mfg - Continued								
Cold formed steel springs, except wire.....		332613-3	06/81	506.091	507.472	509.821	509.179	509.697
Precision mechanical wire springs.....		332613-5	12/82	270.780	289.663	288.861	288.691	287.919
Precision mechanical extension- and torsion-type wire springs.....		332613-51	06/01	227.608	226.741	226.246	226.246	224.664
Precision mechanical compression-type wire springs.....		332613-52	06/01	182.260	204.305	203.665	203.472	203.472
Secondary products and miscellaneous receipts.....		332613-SM						
Secondary products.....		332613-S	12/11	113.906	113.989	113.822	113.752	113.598
Other fabricated wire product mfg.....	332618		12/82	334.758	335.550	334.780	335.084	335.462
Primary products.....		332618-P	12/82	321.694	322.513	321.946	321.983	321.707
Other ferrous wire products, excluding springs, made from purchased wire.....		332618-B	12/82	365.692	371.923	370.551	368.643	364.421
Other fabricated wire products, made from purchased wire.....		332618-2	06/85	174.416	174.416	174.416	174.856	174.856
Ferrous wire cloth and other ferrous woven wire products, made from purchased wire.....		332618-3	12/82	194.179	194.179	194.179	194.179	192.868
Steel fencing and fence gates, made from purchased wire.....		332618-7	12/82	477.587	475.230	468.630	468.159	475.825
Steel nails, staples, tacks, spikes, and brads, made from purchased wire.....		332618-9	12/03	251.828	251.399	251.615	251.544	251.570
Secondary products and miscellaneous receipts.....		332618-SM						
Secondary products.....		332618-S	12/82	691.416	695.527	696.717	696.376	696.273
Mach shops, turn prod, screw, nut, bolt mfg.....	3327		12/03	170.084	170.411	170.756	171.388	172.048
Machine shops.....	33271		12/03	149.559	149.739	149.994	150.786	150.786
Machine shops.....	332710		06/84	198.950	199.190	199.529	200.583	200.583
Primary products.....		332710-P	06/84	197.223	197.486	197.856	199.006	199.006
Machine shop job work and job order repairs.....		332710-0	06/84	195.847	196.107	196.475	197.617	197.617
Secondary products and miscellaneous receipts.....		332710-SM						
Turned product & screw, nut & bolt mfg.....	33272		12/84	251.802	252.468	253.066	253.596	255.569
Precision turned product mfg.....	332721		12/83	248.523	248.533	248.623	248.623	250.874
Primary products.....		332721-P	12/83	235.361	235.372	235.467	235.467	237.847
Precision turned products, automotive.....		332721-1	12/83	162.944	162.944	162.942	162.942	167.263
Precision turned products, except automotive.....		332721-3	12/83	268.098	268.114	268.259	268.259	269.517
Secondary products and miscellaneous receipts.....		332721-SM						
Bolt, nut, screw, rivet, and washer mfg.....	332722		06/82	280.818	282.704	284.251	285.766	287.429
Primary products.....		332722-P	06/82	287.993	290.040	291.721	293.365	295.169
Nonthreaded metal fasteners (except aircraft types).....		332722-B	06/82	269.185	269.073	269.199	270.413	270.873
Aircraft fasteners, except plastics (including aerospace).....		332722-1	06/82	579.896	579.896	579.896	579.896	579.896
Externally threaded metal fasteners (except aircraft types).....		332722-3	06/82	241.297	245.351	247.955	250.752	253.338
Hex bolts, including heavy, tap-and-joint (excluding high-strength structural & aircraft types).....		332722-3122	06/82	205.299	203.910	203.394	207.794	209.078
Other metal bolts, including square, round, plow, high-strength structural, & bent bolts.....		332722-3133	12/99	276.129	287.463	293.517	302.018	302.018
Cap, set, machine, lag, flange, and self-locking screws (except aircraft types) ..		332722-3144	12/87	297.595	297.841	300.369	300.871	300.668
Internally threaded fasteners (except aircraft types).....		332722-5	06/82	151.777	150.975	152.469	152.558	154.638
Secondary products and miscellaneous receipts.....		332722-SM						
Miscellaneous receipts.....		332722-M	06/82	259.901	259.901	259.743	259.743	259.743
Coating/engrave/heat treating & other activity.....	3328		12/03	169.512	169.815	171.799	172.386	172.213
Coating/engrave/heat treating & other activity.....	33281		12/84	233.226	233.642	236.373	237.180	236.942
Metal heat treating.....	332811		06/85	226.952	230.707	239.237	239.237	239.237
Primary products.....		332811-P	06/85	202.107	206.116	210.202	210.202	210.202
Heat treating of metal for the trade (pickling, annealing, etc.).....		332811-0	06/85	202.107	206.116	210.202	210.202	210.202
Secondary products and miscellaneous receipts.....		332811-SM						
Metal coating and nonprecious engraving.....	332812		12/84	202.244	201.419	202.679	204.057	201.732
Primary products.....		332812-P	12/84	210.692	209.756	211.186	212.749	210.111
Metal coating, engraving, and allied services.....		332812-0	12/84	210.692	209.756	211.186	212.749	210.111
Secondary products and miscellaneous receipts.....		332812-SM						
Electroplating, anodizing and coloring metal.....	332813		12/84	253.099	253.312	253.529	253.529	258.021
Primary products.....		332813-P	12/84	258.374	258.374	258.374	258.374	263.184
Electroplating, plating, polishing, anodizing and coloring metal.....		332813-0	12/84	258.374	258.374	258.374	258.374	263.184
Secondary products and miscellaneous receipts.....		332813-SM						
Other fabricated metal product mfg.....	3329		12/03	204.711	206.456	210.328	210.877	210.688
Metal valve mfg.....	33291		12/03	223.301	223.885	233.189	234.786	234.984
Industrial valve mfg.....	332911		06/91	321.286	322.852	323.314	328.015	328.012
Primary products.....		332911-P	06/91	333.091	334.471	334.956	339.504	339.504
Automatic regulating and control valves and parts (except nuclear), power operated.....		332911-F	12/82	406.705	406.705	406.733	406.733	406.733
Industrial valves for water works and municipal equipment (IBBM, AWWA, and UL).....		332911-N	06/91	373.078	373.078	374.062	378.979	378.979

See footnotes at end of table.

Table 11. Producer price indexes for net output of selected industries and their products, not seasonally adjusted — Continued
[June 2023]

Title ¹	Industry code	Product code	Index base	Unadjusted index ²				
				Feb. 2023	Mar. 2023 ^p	Apr. 2023 ^p	May 2023 ^p	June 2023 ^p
Industrial valve mfg - Continued								
Industrial butterfly valves (all metals, pressures, and types), incl. manual & power operated.....		332911-R	06/91	259.721	263.485	263.485	264.752	264.752
All other miscellaneous industrial valves.....		332911-X	06/91	283.589	284.630	284.630	291.861	291.861
Gates, globes, angles and other industrial valves.....		332911-1	06/91	361.298	365.353	366.547	367.062	367.062
Secondary products and miscellaneous receipts.....		332911-SM						
Miscellaneous receipts.....		332911-M	06/91	233.113	233.113	233.113	248.894	248.894
Secondary products.....		332911-S	06/91	263.943	269.002	269.374	274.605	274.557
Fluid power valve and hose fitting mfg.....	332912		06/91	273.014	275.595	309.701	310.883	311.628
Primary products.....		332912-P	06/91	279.707	280.003	316.442	316.483	317.304
Nonaerospace type hydraulic and pneumatic assemblies of hose.....		332912-N	12/98	148.791	148.743	148.744	148.851	148.977
Nonaerospace type flared (metal) fittings, couplings and assemblies.....		332912-T	06/91	228.573	228.573	228.573	228.573	228.573
Nonaerospace type flareless fittings and couplings (incl. nonmetal fittings).....		332912-U	06/91	227.676	227.676	227.676	227.676	227.676
Aerospace type hydraulic fluid power valves.....		332912-1	06/91	181.500	181.500	181.506	181.506	184.215
Nonaerospace type hydraulic directional control valves.....		332912-5	06/91	237.610	237.610	237.610	237.610	237.610
Nonaerospace type hydraulic valves, except directional control.....		332912-7	12/98	251.808	252.200	261.431	262.845	262.845
Nonaerospace type pneumatic directional control valves.....		332912-9	06/91	250.781	254.321	254.330	254.330	257.155
Secondary products and miscellaneous receipts.....		332912-SM						
Plumbing fixture fitting and trim mfg.....	332913		06/83	364.638	364.731	364.600	365.098	365.145
Primary products.....		332913-P	06/83	362.651	362.651	362.651	363.026	363.026
Miscellaneous metal and nonmetal plumbing fixtures, fittings, and trim.....		332913-6	06/83	395.435	395.435	395.435	395.435	395.435
Metal and nonmetal lavatory and sink fittings, excluding single control.....		332913-7	06/98	192.714	192.714	192.714	193.719	193.719
Secondary products and miscellaneous receipts.....		332913-SM						
Other metal valve and pipe fitting mfg.....	332919		12/82	386.343	380.220	382.930	382.922	382.903
Primary products.....		332919-P	12/82	416.000	409.054	412.038	412.029	412.008
Plumbing and heating valves and specialties, except plumbers' brass goods.....		332919-1	12/82	395.159	395.159	—	—	—
Metal fittings, flanges, and unions for pipe fittings.....		332919-4	12/82	502.022	492.455	496.565	496.553	496.524
Secondary products and miscellaneous receipts.....		332919-SM						
Secondary products.....		332919-S	12/82	245.478	245.478	246.470	246.470	246.470
All other fabricated metal product mfg.....	33299		12/03	191.446	194.147	194.117	193.904	193.386
Ball and roller bearing mfg.....	332991		06/83	339.242	347.029	346.945	346.883	346.948
Primary products.....		332991-P	06/83	328.555	335.976	335.382	335.327	335.517
Ball bearings, complete, unmounted.....		332991-1	06/83	284.255	286.842	286.842	286.842	286.842
Tapered roller bearings (including cups & cones), unmounted.....		332991-3	06/83	376.242	391.108	391.108	391.108	391.108
Other roller bearings, unmounted.....		332991-5	06/83	359.801	365.713	365.713	365.713	365.713
Mounted bearings (excluding plain).....		332991-7	06/83	472.225	474.792	474.792	472.699	474.111
Parts and components for ball and roller bearings (including balls and rollers) sold separately.....		332991-9	06/83	199.260	202.863	199.243	199.243	200.176
Secondary products and miscellaneous receipts.....		332991-SM						
Secondary products.....		332991-S	06/83	360.746	370.756	371.299	371.299	371.299
Small arms ammunition mfg.....	332992		06/85	303.638	303.638	302.465	302.894	303.233
Primary products.....		332992-P	06/85	337.889	337.889	336.397	336.939	337.370
Other ammunition products.....		332992-08	12/22	—	101.331	101.331	101.331	101.331
Secondary products and miscellaneous receipts.....		332992-SM						
Ammunition, except small arms, manufacturing.....	332993		12/85	269.194	270.201	270.868	271.236	271.247
Primary products.....		332993-P	12/85	249.089	251.866	251.866	252.930	252.930
Ammunition (excluding small arms), more than 30 mm (1.18 in.).....		332993-0	12/85	249.089	251.866	251.866	252.930	252.930
Secondary products and miscellaneous receipts.....		332993-SM1						
Fabricated pipe and pipe fitting mfg.....	332996		06/81	432.531	451.292	454.069	453.008	446.173
Primary products.....		332996-P	06/81	375.693	394.916	397.761	396.674	389.671
Fabricated pipe and pipe fittings made from purchased pipe.....		332996-0	12/02	248.451	261.163	263.045	262.326	257.694
Secondary products and miscellaneous receipts.....		332996-SM						
Miscellaneous fabricated metal product mfg.....	332999		12/03	181.579	182.994	182.521	182.108	182.059
Primary products.....		332999-P	12/03	181.218	182.789	182.238	181.767	181.515
All other miscellaneous fabricated metal products.....		332999-N	06/85	237.353	239.428	238.667	238.016	237.082
Secondary products and miscellaneous receipts.....		332999-SM						
Secondary products.....		332999-S	12/03	194.352	201.034	199.760	198.246	205.209
Small arms, ordnance, and ordnance accessories mfg.....	33299T		12/11	106.934	106.934	106.934	106.934	106.934
Primary products.....		33299T-P	12/11	107.324	107.324	107.324	107.324	107.324
Single barrel shotguns, other small firearms n.e.c., and parts & attachments for small arms.....		33299T-45	06/13	106.530	106.530	106.530	106.530	106.530
Secondary products and miscellaneous receipts.....		33299T-SM						
Machinery manufacturing.....	333		12/03	175.628	176.704	177.315	177.674	177.856
Agricultural, construction, and mining machinery mfg.....	3331		12/03	178.928	179.310	180.332	180.464	180.650
Agricultural implement manufacturing.....	33311		12/03	171.815	172.185	172.814	173.081	173.523

See footnotes at end of table.

Table 11. Producer price indexes for net output of selected industries and their products, not seasonally adjusted — Continued
[June 2023]

Title ¹	Industry code	Product code	Index base	Unadjusted index ²				
				Feb. 2023	Mar. 2023 ^P	Apr. 2023 ^P	May 2023 ^P	June 2023 ^P
Farm machinery and equipment mfg.	333111		12/82	284.963	285.758	286.934	287.442	288.537
Primary products.		333111-P	12/82	285.510	286.321	287.446	287.972	289.022
Haying machinery and attachments.		333111-A	12/82	315.615	316.531	320.310	320.310	320.310
Parts for farm machinery, for sale separately.		333111-C	12/82	258.987	261.406	262.096	263.273	260.857
Farm plows, harrows, rollers, pulverizers, etc., and attachments.		333111-E	12/02	283.843	283.843	283.843	283.843	289.896
All other farm machinery and equipment, excluding parts, including attachments.		333111-G	12/82	361.456	362.327	365.285	366.547	370.834
Commercial turf and grounds care equipment, including parts and attachments.		333111-J	12/82	257.223	257.626	259.236	259.236	259.353
Farm dairy equipment, sprayers and dusters, farm blowers, and attachments.		333111-K	12/82	279.312	279.312	279.312	279.312	279.312
Planting, seeding, and fertilizing machinery and attachments.		333111-7	12/82	285.215	287.134	287.134	287.134	287.495
Harvesting machinery (except hay and straw) and attachments.		333111-9	12/82	321.592	321.592	320.954	321.542	321.542
Secondary products and miscellaneous receipts.		333111-SM						
Miscellaneous receipts.		333111-M	12/82	305.754	307.702	309.543	309.543	309.543
Secondary products.		333111-S	12/82	267.747	269.048	272.029	272.596	272.995
Lawn and garden equipment mfg.	333112		12/82	167.068	167.068	167.420	167.548	167.268
Primary products.		333112-P	12/82	171.064	171.064	171.451	171.479	171.164
Consumer nonriding lawn, garden, and snow equipment.		333112-1	12/82	151.712	151.712	152.474	152.474	151.825
Consumer riding lawn, garden, and snow equipment.		333112-3	12/82	187.500	187.500	187.500	187.500	187.500
Parts and attachments for consumer lawn, garden, and snow equipment.		333112-7	06/03	161.991	161.991	162.176	162.442	162.442
Secondary products and miscellaneous receipts.		333112-SM						
Secondary products.		333112-S	12/82	142.210	142.210	142.210	143.439	143.498
Construction machinery manufacturing.	33312		12/03	185.519	185.842	186.464	186.507	186.480
Construction machinery mfg.	333120		12/80	331.467	332.046	333.156	333.233	333.186
Primary products.		333120-P	12/80	321.592	322.155	323.225	323.368	323.322
Power cranes, loaders, dozers, tractors, off-highway trucks, mixers, pavers, backhoes, etc.		333120-1	12/03	185.064	185.506	186.194	186.268	186.226
Power cranes, draglines, & shovels (excavators) (incl. surface mining equip.) (excluding parts).		333120-11	12/99	188.684	188.684	189.178	189.178	189.071
Mixers, pavers, and related equipment (excluding parts).		333120-12	12/80	334.823	334.823	342.299	342.299	342.299
Off-highway trucks, haulers, truck-type tractor chassis, trailers, etc. (excluding parts).		333120-13	12/03	185.630	185.630	185.823	185.823	—
Tractor shovel loaders (skid steer, wheel, crawler, and integral design backhoes).		333120-14	12/80	345.437	345.437	345.437	346.004	346.012
Construction wheel and crawler tractors, dozers, self-propelled log skidders, etc.		333120-15	12/03	175.067	178.362	178.404	178.433	—
Graders, rollers and compactors, forklifts, scrapers, trenchers, etc. (excluding parts).		333120-16	12/03	206.869	206.869	206.869	207.041	207.041
Construction machinery for mounting (excluding parts, winches, snow clearing attachments).		333120-17	12/99	189.511	189.511	189.511	189.511	189.511
Other construction machinery and equipment (excluding parts).		333120-8	12/03	—	—	—	—	188.490
Parts for construction machinery and equipment, sold separately.		333120-9	12/99	190.475	190.363	191.504	191.815	191.877
Parts for cranes, draglines, and shovels (including surface mining equipment) (sold separately).		333120-91	06/07	179.817	180.864	180.864	180.864	180.864
Parts for off-highway wheel tractors and shovel loaders (sold separately).		333120-92	06/07	145.643	139.949	139.949	139.949	139.949
Parts for other construction machinery (sold separately).		333120-93	06/07	149.211	149.211	150.936	151.406	151.500
Secondary products and miscellaneous receipts.		333120-SM						
Miscellaneous receipts.		333120-M	12/80	525.711	526.230	534.935	534.935	—
Mining and oil and gas field machinery mfg.	33313		12/03	189.235	189.777	192.474	192.499	192.549
Mining machinery and equipment mfg.	333131		06/81	391.602	391.602	406.611	406.801	407.131
Primary products.		333131-P	06/81	416.195	416.195	433.072	433.287	433.502
Mining machinery and equipment (except parts sold separately).		333131-2	09/19	133.988	133.988	140.236	140.278	140.278
Underground mining machinery (except parts sold separately).		333131-21	06/81	481.416	481.416	546.387	546.823	—
Mineral processing & beneficiation machinery (except parts sold separately).		333131-23	06/81	475.178	475.178	475.178	—	—
Crushing, pulverizing & screening machinery (except parts sold separately).		333131-25	06/81	461.395	461.395	461.395	461.395	—
Drills and other mining machinery (except parts sold separately).		333131-27	06/81	449.347	449.347	449.347	449.347	—
Parts and attachments for mining machinery and equipment (sold separately).		333131-9	06/81	333.633	333.633	340.183	340.588	341.353
Secondary products and miscellaneous receipts.		333131-SM						
Miscellaneous receipts.		333131-M	06/81	293.818	293.818	293.818	293.818	293.818
Oil and gas field machinery and equipment mfg.	333132		12/80	306.700	307.977	308.949	308.940	308.941
Primary products.		333132-P	12/80	302.505	302.953	303.933	303.933	303.933
Oil and gas field production machinery and equipment (except pumps).		333132-A	12/80	261.525	261.650	263.803	263.803	263.803
Oil and gas field production machinery and equipment (except pumps and parts sold separately).		333132-A1	12/10	135.898	135.667	137.123	137.123	137.123
Parts and attachments for oil and gas field production machinery and equipment (except pumps).		333132-A2	12/10	129.656	130.655	130.655	130.655	—
Rotary oil and gas field drilling machinery and equipment.		333132-1	12/86	309.631	311.095	311.095	311.095	311.095
Secondary products and miscellaneous receipts.		333132-SM						
Industrial machinery manufacturing.	3332		12/84	241.298	242.381	243.695	240.393	239.925
Other industrial machinery manufacturing.	33324		12/84	237.979	239.046	240.343	237.085	236.625

See footnotes at end of table.

Table 11. Producer price indexes for net output of selected industries and their products, not seasonally adjusted — Continued
 [June 2023]

Title ¹	Industry code	Product code	Index base	Unadjusted index ²				
				Feb. 2023	Mar. 2023 ^P	Apr. 2023 ^P	May 2023 ^P	June 2023 ^P
Food product machinery mfg.	333241		12/83	344.435	347.260	347.642	347.634	348.367
Primary products.		333241-P	12/83	357.581	360.571	360.932	360.932	361.590
Dairy and milk products plant machinery and equipment.		333241-1	12/83	338.839	340.790	340.790	340.790	346.784
Commercial food products machinery (except packaging and cooking equipment).		333241-3	12/83	315.849	315.849	315.849	315.849	315.849
Industrial food products machinery for processing foods, beverages, & animal & fowl feed.		333241-5	12/83	369.056	376.209	377.140	377.140	377.115
Other industrial food and feed machinery.		333241-51	12/12	142.727	142.727	143.680	143.680	143.580
Machinery for sorting, grading, and cleaning fruits, vegetables, eggs, and for processing meat.		333241-52	12/12	154.891	160.198	160.198	160.198	160.253
Parts and attachments for industrial food and feed products machinery.		333241-53	12/12	140.112	141.455	141.510	141.510	141.510
Secondary products and miscellaneous receipts.		333241-SM						
Miscellaneous receipts.		333241-M	12/83	238.351	238.351	238.351	238.078	238.075
Secondary products.		333241-S	12/83	319.329	324.183	326.740	327.041	333.453
Semiconductor machinery mfg.	333242		12/03	98.480	98.482	99.387	99.565	98.017
Primary products.		333242-P	12/03	96.747	96.747	97.648	97.827	96.278
Semiconductor machinery and parts.		333242-0	06/87	124.476	124.476	125.637	125.867	123.874
Secondary products and miscellaneous receipts.		333242-SM						
Miscellaneous receipts.		333242-M	12/03	112.106	112.266	112.510	112.510	112.510
Sawmill, woodworking and paper machinery mfg.	333243		12/11	143.397	146.895	147.002	147.429	149.141
Primary products.		333243-P	12/11	142.733	146.344	146.453	146.899	148.668
Sawmill and woodworking machinery.		333243-A	12/80	335.952	355.681	355.681	355.681	355.681
Sawmill and woodworking machinery, excluding parts & attachments.		333243-A3	06/12	169.092	180.904	180.904	180.904	180.904
Parts, attachments & accessories for sawmill & woodworking machinery.		333243-A4	06/12	164.341	164.341	164.341	164.341	164.341
Paper industry machinery.		333243-B	06/82	279.222	280.383	280.731	282.157	287.806
Paper industry machinery, excluding parts & attachments.		333243-B1	12/03	145.139	145.911	145.911	145.911	150.097
Parts and attachments for paper industry machinery.		333243-B2	06/82	282.993	283.457	284.576	289.172	289.586
Secondary and miscellaneous receipts.		333243-SM						
Miscellaneous receipts.		333243-M	12/11	148.696	148.773	148.868	148.824	148.824
All other industrial machinery mfg.	333248		12/11	171.879	172.229	173.252	168.950	168.898
Primary products.		333248-P	12/11	177.885	178.253	179.358	174.709	174.652
Printing machinery and equipment mfg.		333248-4	12/82	181.288	181.640	182.084	183.161	182.440
All other miscellaneous printing trades machinery, including parts.		333248-4A	12/88	136.960	137.348	137.839	137.702	136.905
Other printing machinery and equipment, including pre-press preparation and typesetting.		333248-4A7	06/01	95.103	95.017	95.554	95.332	94.240
Parts, attachments, and accessories for printing trades machinery.		333248-4A8	06/01	135.971	136.848	137.064	137.102	137.054
Other industrial machinery.		333248-9	12/11	178.377	178.747	179.914	174.751	174.751
Plastics-working machinery and equipment and parts, excluding patterns and molds.		333248-91	12/81	250.454	250.454	250.902	251.939	251.939
Plastics-working machinery and equipment, excluding patterns, molds, and parts sold separately.		333248-919	12/08	129.832	129.832	130.100	130.620	130.620
Textile machinery (except parts, attachments, and accessories).		333248-95	12/80	212.183	212.183	212.183	212.183	212.183
Parts and attachments for textile machinery.		333248-97	12/80	237.995	237.995	237.995	237.995	237.995
All other industrial machinery.		333248-98	12/03	245.305	245.982	247.999	238.288	238.288
Secondary products and miscellaneous receipts.		333248-SM						
Secondary products.		333248-S	12/11	122.766	—	—	—	—
Commercial and service industry machinery manufacturing.	3333		12/03	151.614	152.263	152.358	152.671	152.953
Commercial and service industry machinery manufacturing.	33331		12/03	151.598	152.247	152.342	152.655	152.937
Commercial and service industry machinery mfg.	333310		12/11	139.080	139.674	139.762	140.048	140.307
Primary products.		333310-P	12/11	138.969	139.582	139.661	139.969	140.218
Optical instruments and lenses (incl. parts).		333310-4	06/91	126.570	127.724	128.185	128.185	127.915
Sighting, tracking, and fire-control equipment, optical type.		333310-41	12/85	—	—	—	—	143.711
All other miscellaneous optical instruments and lenses (incl. binoculars and astronomical).		333310-43	12/98	117.197	118.658	119.242	119.242	118.900
Commercial cooking and food warming equipment (incl. parts).		333310-5	06/82	436.654	440.498	440.498	440.498	440.498
Commercial non electric cooking and food warming equipment, ex. parts and accessories.		333310-51	06/07	204.476	208.706	208.706	208.706	—
Commercial electric cooking and food warming equipment, ex. parts and accessories.		333310-52	06/07	173.306	173.504	173.504	173.504	—
Parts and accessories for commercial cooking and food warming equipment. ...		333310-53	06/07	166.544	166.544	166.544	166.544	—
Other commercial and service industry machinery.		333310-9	05/23	—	—	—	100.000	100.167
Commercial laundry and drycleaning machinery (incl. parts).		333310-93	12/82	343.726	343.726	343.726	347.260	347.260
Commercial and industrial floor and carpet cleaning machines, ex. vacuum cleaners.		333310-95	09/16	140.533	140.533	140.533	140.533	141.251
Electronic teaching machines, teaching aids, etc., (incl. kits).		333310-97	09/16	103.052	104.281	104.281	104.281	—
All other parts and attachments for service industry equipment.		333310-98	06/07	—	—	—	—	146.106
Other service industry equipment.		333310-99	09/16	132.038	132.049	132.049	132.562	132.797
Secondary products and miscellaneous receipts.		333310-SM						
Miscellaneous receipts.		333310-M	12/22	102.240	102.437	102.596	102.523	102.672
Secondary products.		333310-S	12/22	100.009	99.973	100.507	100.509	101.807

See footnotes at end of table.

Table 11. Producer price indexes for net output of selected industries and their products, not seasonally adjusted — Continued
[June 2023]

Title ¹	Industry code	Product code	Index base	Unadjusted index ²				
				Feb. 2023	Mar. 2023 ^P	Apr. 2023 ^P	May 2023 ^P	June 2023 ^P
HVAC and commercial refrigeration equipment.....	3334		12/03	213.175	216.573	216.991	217.355	217.401
HVAC and commercial refrigeration equipment.....	33341		12/03	213.175	216.573	216.991	217.355	217.401
Fan, blower, air purification equipment mfg.....	333413		12/11	150.943	150.866	150.828	151.902	151.902
Primary products.....		333413-P	12/11	148.212	148.153	148.112	149.197	149.197
Air purification equipment.....		333413-1	12/03	166.883	166.831	166.749	167.230	167.230
Dust collection and other air purification equipment for industrial gas cleaning systems.....		333413-11	12/83	225.447	225.447	225.447	225.447	225.447
Dust collection and other air purification equipment for cleaning incoming air.....		333413-13	12/83	256.090	255.971	255.781	256.890	256.890
Air filters for air-conditioners and furnaces, etc. of 2400 CFM or less, except parts.....		333413-131	06/09	166.269	164.622	164.622	165.988	165.988
Other dust collection and air purification equipment, except parts.....		333413-132	06/09	147.994	147.994	147.994	147.994	147.994
Parts for dust collection and air purification equipment.....		333413-133	06/09	145.360	148.351	147.885	147.885	147.885
Industrial and commercial fans and blowers.....		333413-2	12/03	228.895	228.778	228.778	231.752	231.752
Centrifugal blower filter units, and classes I-IV centrifugal fans, except parts.....		333413-22	06/09	189.563	189.100	189.100	191.262	191.262
Other centrifugal fans and blowers, except parts.....		333413-23	06/09	183.477	183.477	183.477	185.864	185.864
Parts and accessories for fans and blowers.....		333413-29	06/09	171.904	171.904	171.904	173.004	173.004
Secondary products and miscellaneous receipts.....		333413-SM						
Secondary products.....		333413-S	12/11	152.704	152.704	152.704	152.704	152.704
Heating equipment (except warm air furnaces) mfg.....	333414		06/80	440.620	445.116	445.787	445.730	446.124
Primary products.....		333414-P	06/80	423.623	428.013	428.695	428.636	429.026
Other heating equipment, except electric (incl. parts for nonelectric equipment & oil burners).....		333414-D	06/99	227.403	229.515	230.302	230.234	230.684
Cast iron heating boilers, radiators, and convectors (except parts).....		333414-1	06/99	279.201	289.688	289.688	289.688	289.688
Domestic heating stoves (except electric and parts).....		333414-3	06/80	316.517	316.517	316.517	316.517	316.517
Floor and wall furnaces, unit heaters, infrared heaters, and mechanical stokers.....		333414-7	06/99	203.243	203.243	203.243	203.243	203.243
Secondary products and miscellaneous receipts.....		333414-SM						
Secondary products.....		333414-S	06/80	443.451	443.451	443.451	443.451	443.451
Air-conditioning, refrigeration, and forced air heating equipment mfg.....	333415		12/82	284.655	290.207	290.889	291.178	291.226
Primary products.....		333415-P	12/82	288.177	293.661	294.345	294.700	294.679
Warm air furnaces, including duct furnaces and humidifiers, and electric comfort heating.....		333415-C	12/89	218.627	223.601	225.175	221.979	228.252
Parts and accessories for air conditioning and heat transfer equipment.....		333415-D	12/89	266.741	272.444	272.507	272.507	271.896
Unitary air-conditioners, except air source heat pumps.....		333415-E	12/82	251.520	259.204	259.734	259.734	259.734
Heat pumps.....		333415-H	12/09	141.062	141.297	141.316	141.316	141.316
Heat transfer equipment (except elec dehumidifiers), mechanically refrigerated, self-contained.....		333415-2	12/03	241.955	246.215	248.167	251.694	250.139
Commercial refrigerators and related equipment.....		333415-3	12/82	392.039	400.788	400.788	400.788	397.870
Refrigeration condensing units, all refrigerants, except ammonia (complete).....		333415-5	12/82	377.660	383.032	383.703	383.703	383.703
All other miscellaneous refrigeration and air-conditioning equipment.....		333415-9	12/89	281.051	281.051	281.051	281.051	281.051
Secondary products and miscellaneous receipts.....		333415-SM						
Miscellaneous receipts.....		333415-M	12/82	—	259.165	259.165	259.165	259.165
Metalworking machinery manufacturing.....	3335		12/03	143.898	143.994	144.250	144.604	145.242
Metalworking machinery manufacturing.....	33351		12/03	143.884	143.980	144.236	144.590	145.228
Industrial mold mfg.....	333511		12/03	120.735	120.349	120.462	120.416	120.433
Primary products.....		333511-P	12/03	119.748	119.674	119.674	119.674	119.674
Industrial molds and mold boxes.....		333511-0	06/81	147.325	147.234	147.234	147.234	147.234
Industrial injection-type molds made of metal for plastics.....		333511-05	12/09	115.273	115.066	115.066	115.066	115.066
Other industrial molds and mold boxes.....		333511-06	12/09	116.020	116.020	116.020	116.020	—
Secondary products and miscellaneous receipts.....		333511-SM						
Secondary products.....		333511-S	12/03	146.018	146.018	146.018	146.018	146.018
Special tool, die, jig, and fixture mfg.....	333514		12/03	132.642	132.999	133.707	134.017	135.909
Primary products.....		333514-P	06/81	217.474	218.123	219.024	219.576	222.868
Special dies, tools, jigs, and fixtures.....		333514-0	06/81	217.474	218.123	219.024	219.576	222.868
Jigs and fixtures, including parts.....		333514-0A	06/81	335.729	337.397	338.108	339.662	344.960
Metalworking die and die sets.....		333514-0B	12/02	122.549	123.198	123.198	123.681	127.186
Standard punches, industrial prototypes, die parts & other special tooling for dies.....		333514-0C	06/94	155.115	155.115	156.390	156.390	157.443
Secondary products and miscellaneous receipts.....		333514-SM						
Miscellaneous receipts.....		333514-M	12/03	114.405	114.405	114.405	—	—
Secondary products.....		333514-S	12/03	133.615	133.996	137.025	137.412	140.277
Cutting tool and machine tool accessory mfg.....	333515		06/83	227.651	227.762	227.753	227.968	229.428
Primary products.....		333515-P	06/83	213.066	213.147	213.131	213.347	214.807
Cutting tools for machine tools and metalworking machinery.....		333515-4	06/83	200.966	201.056	201.038	201.278	202.019
Other cutting tools for machine tools, excluding tips and blanks.....		333515-41	12/00	146.904	146.904	146.904	146.904	146.904
End mills and milling cutters.....		333515-44	06/83	226.946	227.674	227.516	227.708	227.990
Threading tools, including blanks, tips and inserts.....		333515-45	06/07	124.952	124.952	124.952	124.952	126.976
Carbon and high-speed steel shank, solid, tipped carbide twist drills for machine tools.....		333515-48	12/11	124.212	124.280	124.280	125.818	129.479

See footnotes at end of table.

Table 11. Producer price indexes for net output of selected industries and their products, not seasonally adjusted — Continued
[June 2023]

Title ¹	Industry code	Product code	Index base	Unadjusted index ²				
				Feb. 2023	Mar. 2023 ^P	Apr. 2023 ^P	May 2023 ^P	June 2023 ^P
Cutting tool and machine tool accessory mfg - Continued								
Taps, carbide indexible, and throwaway inserts for machine tools.....		333515-49	12/11	135.597	135.597	135.597	135.597	135.597
Other attachments and accessories for machine tools and metalworking machinery.....		333515-5	06/83	257.650	257.650	257.650	257.650	264.022
Secondary products and miscellaneous receipts.....		333515-SM						
Secondary products.....		333515-S	06/83	230.236	230.961	230.961	230.961	230.961
Machine tool mfg.....	333517		12/11	129.922	130.105	130.119	131.094	131.124
Primary products.....		333517-P	12/11	126.905	127.041	127.051	128.103	128.084
Metal cutting machine tools.....		333517-2	06/83	220.216	220.506	220.528	221.704	221.627
Parts for metal cutting machine tools (sold separately) & rebuilt machine tools...		333517-26	06/83	200.645	202.910	202.910	202.910	202.311
Metal machining centers (multifunction numerically controlled machines).....		333517-27	06/83	201.222	201.222	201.222	201.222	201.222
Other metal cutting machine tools.....		333517-2B	12/09	124.106	124.106	124.106	124.991	124.991
Metal forming machine tools.....		333517-3	06/81	291.674	291.674	291.674	297.886	298.097
Metal punching and shearing (power & manual), and bending and forming machines (power only).....		333517-31	06/81	230.673	230.673	230.673	230.673	230.673
Parts for metal forming machine tools (sold separately) and rebuilt metal forming machine tools.....		333517-37	06/81	286.981	286.981	286.981	296.506	297.157
Secondary products and miscellaneous receipts.....		333517-SM						
Miscellaneous receipts.....		333517-M	12/11	146.461	146.461	146.461	146.461	146.461
Secondary products.....		333517-S	12/11	147.610	149.656	149.808	149.870	151.353
Rolling mill and other metalworking machinery mfg.....	333519		12/11	142.670	142.779	142.801	142.741	141.929
Primary products.....		333519-P	12/11	145.894	146.017	146.039	145.988	145.075
Other metalworking machinery, excluding handheld & ultrasonic.....		333519-83	06/83	326.146	327.674	327.677	327.677	327.677
Secondary products and miscellaneous receipts.....		333519-SM						
Miscellaneous receipts.....		333519-M	12/11	135.531	135.531	135.547	-	-
Turbine and power transmission equipment mfg.....	3336		12/84	219.560	221.517	222.080	222.118	222.522
Turbine and power transmission equipment mfg.....	33361		12/84	219.555	221.511	222.074	222.113	222.516
Turbine and turbine generator set units mfg.....	333611		06/82	247.839	255.927	256.388	256.817	257.445
Primary products.....		333611-P	06/82	248.939	256.581	257.017	257.422	258.016
Turbines and turbine generator sets.....		333611-0	06/11	115.709	119.261	119.464	119.652	119.928
Steam, gas, and other turbines and turbine generators.....		333611-05	12/03	150.364	151.563	151.734	151.852	152.293
Parts & accessories for turbines, turbine generators, and turbine generator sets.....		333611-07	12/03	145.221	145.221	145.221	145.221	145.221
Speed changer, drive, and gear mfg.....	333612		12/83	378.126	377.759	377.757	377.757	378.657
Primary products.....		333612-P	12/83	350.249	349.883	349.881	349.881	350.778
Gears, pinions, racks, and worms, sold separately.....		333612-3	12/83	256.714	256.145	256.142	256.142	256.142
Speed changers, industrial high speed drives, and parts other than loose gearing.....		333612-7	12/03	216.900	216.900	216.900	216.900	217.952
Secondary products and miscellaneous receipts.....		333612-SM						
Mechanical power transmission equipment mfg.....	333613		12/84	355.497	355.503	356.828	357.251	357.874
Primary products.....		333613-P	12/84	338.822	338.829	339.749	340.180	340.814
Mechanical power transmission equipment, except speed changers, drives, & gears.....		333613-3	12/84	369.294	369.304	370.525	371.096	371.937
Secondary products and miscellaneous receipts.....		333613-SM						
Other engine equipment mfg.....	333618		12/82	189.019	189.028	189.600	189.448	189.717
Primary products.....		333618-P	12/82	190.451	190.459	191.047	190.904	191.159
Parts & accessories for internal combustion engines, ex. aircraft & gasoline automotive engines.....		333618-F	12/82	244.777	244.777	245.725	245.725	245.725
Diesel, semidiesel, and dual-fuel engines (except automotive).....		333618-3	12/82	213.075	213.163	213.163	213.174	214.450
Diesel, semidiesel, and dual-fuel engines for automobiles, trucks, and buses.....		333618-5	12/82	165.475	165.475	166.394	166.394	166.394
Secondary products and miscellaneous receipts.....		333618-SM						
Secondary products.....		333618-S	12/82	176.864	176.864	176.864	176.864	176.860
Other general purpose machinery manufacturing.....	3339		12/03	196.745	197.922	198.549	200.393	200.597
Pump and compressor manufacturing.....	33391		12/03	205.888	206.204	206.067	210.188	210.963
Air and gas compressor mfg.....	333912		06/84	327.945	329.048	329.278	330.563	331.543
Primary products.....		333912-P	06/84	337.092	338.206	338.444	339.894	340.977
Air and gas compressors and vacuum pumps.....		333912-1	06/84	350.554	351.574	351.902	353.644	354.786
Parts & attachments for air & gas compressors, ex. refrigeration, ice making, & a/c.....		333912-6	06/84	399.823	400.957	400.957	402.658	404.983
Secondary products and miscellaneous receipts.....		333912-SM						
Miscellaneous receipts.....		333912-M	11/86	251.593	252.944	252.944	251.405	251.405
Measuring, dispensing, and other pumping equipment mfg.....	333914		12/83	343.863	344.016	343.506	353.682	355.133
Primary products.....		333914-P	12/83	344.310	344.456	343.903	354.072	355.560
Pumps and pumping equipment, excluding measuring and dispensing pumps.....		333914-1	12/09	147.793	147.858	147.612	151.976	152.615
Pumps and pumping equipment, complete, excluding measuring and dispensing pumps.....		333914-11	12/09	149.061	149.061	148.746	153.753	154.214
Domestic water systems.....		333914-111	12/83	313.273	313.273	313.273	313.273	313.273

See footnotes at end of table.

Table 11. Producer price indexes for net output of selected industries and their products, not seasonally adjusted — Continued
 [June 2023]

Title ¹	Industry code	Product code	Index base	Unadjusted index ²				
				Feb. 2023	Mar. 2023 ^P	Apr. 2023 ^P	May 2023 ^P	June 2023 ^P
Measuring, dispensing, and other pumping equipment mfg - Continued								
Oil-well and oil-field pumps, except boiler feed.....		333914-113	12/09	121.896	121.896	121.896	121.896	121.896
Industrial pumps, excluding hydraulic fluid power pumps, automatic circulating pumps, etc.....		333914-114	12/83	353.647	353.647	352.621	368.950	370.453
Other pumps, except automotive circulating pumps, and measuring and dispensing pumps.....		333914-115	12/01	227.309	227.309	227.309	227.309	227.309
Parts and attachments for pumps and pumping equipment, excluding measuring and dispensing.....		333914-15	12/83	412.879	414.167	414.617	416.545	421.436
Secondary products and miscellaneous receipts.....		333914-SM						
Miscellaneous receipts.....		333914-M	12/17	123.265	123.265	123.265	123.265	124.153
Secondary products.....		333914-S	12/17	149.641	149.804	149.792	155.897	156.193
Material handling equipment manufacturing.....	33392		12/03	209.163	210.309	210.561	211.354	211.569
Elevator and moving stairway mfg.....	333921		06/81	231.530	238.978	241.786	241.786	241.786
Primary products.....		333921-P	06/81	221.938	227.544	230.484	230.484	230.484
Elevators and moving stairways.....		333921-1	06/81	218.448	219.940	223.292	223.292	223.292
Parts and attachments for elevators and moving stairways (sold separately).....		333921-3	06/81	254.494	290.688	290.665	290.665	290.665
Secondary products and miscellaneous receipts.....		333921-SM						
Conveyor and conveying equipment mfg.....	333922		06/84	294.062	293.598	293.994	295.069	295.285
Primary products.....		333922-P	06/84	282.271	281.846	282.233	282.871	282.936
Unit handling conveyors and conveying systems.....		333922-1	06/84	228.901	227.760	228.323	228.449	228.026
Unit handling gravity and trolley conveyors and conveying systems.....		333922-12	06/09	130.655	129.592	129.711	129.711	129.711
Unit handling tow, belt, roller, pneumatic, portable, carousel, and other nonbelt conveyors.....		333922-14	06/09	142.289	142.289	142.988	143.191	142.512
Parts and accessories for unit handling conveyors and conveying systems, sold separately.....		333922-7	06/84	274.835	274.835	275.674	275.674	276.201
Bulk material handling conveyors and conveying systems.....		333922-8	06/84	310.998	311.705	311.705	313.547	314.452
Parts and accessories for bulk material handling conveyors and conveying systems.....		333922-9	06/84	495.024	495.436	495.436	495.436	495.436
Secondary products and miscellaneous receipts.....		333922-SM						
Miscellaneous receipts.....		333922-M	06/84	392.015	389.943	389.943	421.528	432.798
Secondary products.....		333922-S	06/84	334.907	334.907	334.907	334.907	334.907
Overhead cranes, hoists and monorail systems mfg.....	333923		12/03	223.094	224.987	224.271	225.156	225.500
Primary products.....		333923-P	12/03	224.743	226.646	225.828	226.762	227.123
Hoists and parts and attachments for hoists (sold separately).....		333923-1	12/84	327.785	327.785	326.517	326.517	329.220
Overhead traveling cranes and monorail systems, including parts and attachments sold separately.....		333923-3	12/84	334.588	337.134	331.445	337.778	337.657
Winches, aerial work platforms, and automotive wrecker hoists, including parts and attachments.....		333923-7	12/03	228.555	231.163	231.163	231.517	231.517
Secondary products and miscellaneous receipts.....		333923-SM						
Secondary products.....		333923-S	12/03	205.144	205.302	211.477	211.150	211.162
Industrial truck, trailer, and stacker mfg.....	333924		12/79	329.201	329.427	329.556	331.273	331.713
Primary products.....		333924-P	12/79	333.018	333.060	333.191	334.945	335.376
Industrial trucks, tractors, mobile straddle carriers & cranes, & automatic stacking machines.....		333924-2	12/79	299.822	299.869	300.020	302.033	302.534
Work trucks with lifting & handling equipment, operator riding, electric, self-propelled.....		333924-21	06/02	223.534	223.534	223.953	229.252	229.252
Work trucks, not fitted with lifting and handling equipment.....		333924-25	06/02	212.291	212.340	212.381	212.394	212.528
Bulk powered material moving equipment, dock boards and metal pallets and skids.....		333924-26	06/02	204.455	204.455	204.455	204.455	206.267
Other work trucks with lifting & handling equipment, non-riding electric or any non-electric.....		333924-27	06/02	188.156	188.208	188.249	191.136	191.265
Parts and attachments for industrial trucks and tractors (sold separately).....		333924-3	12/86	356.987	356.987	356.987	356.987	356.987
Secondary products and miscellaneous receipts.....		333924-SM						
Secondary products.....		333924-S	12/79	511.210	512.134	512.801	-	526.739
All other general purpose machinery mfg.....	33399		12/03	182.013	183.631	184.906	186.121	186.029
Power-driven handtool mfg.....	333991		12/80	256.104	256.193	256.262	272.183	272.183
Primary products.....		333991-P	12/80	248.471	248.471	248.539	264.296	264.296
Power-driven handtools, pneumatic, hydraulic, and powder-actuated.....		333991-6	12/80	348.543	348.543	348.547	367.945	367.945
Power-driven handtools, electric (except battery powered), including parts.....		333991-9	12/04	141.069	141.069	141.271	151.128	151.128
Secondary products and miscellaneous receipts.....		333991-SM						
Miscellaneous receipts.....		333991-M	06/86	204.969	208.596	208.596	208.596	-
Welding and soldering equipment mfg.....	333992		12/84	354.135	354.135	361.208	361.219	361.219
Primary products.....		333992-P	12/84	370.391	370.391	377.537	377.537	377.537
Other welding equipment, components, and accessories (excluding arc, resistance, and gas).....		333992-A	06/90	184.479	184.479	185.178	185.178	185.178
Arc welding machines, components, and accessories, excluding electrodes and stud welding equip.....		333992-1	12/84	398.848	398.848	410.850	410.850	410.850
Resistance welders, components, accessories, and electrodes.....		333992-7	12/84	279.693	279.693	279.693	279.693	279.693
Gas welding and cutting equipment, parts, attachments, and accessories.....		333992-9	06/83	263.696	263.696	264.778	264.778	264.778
Secondary products and miscellaneous receipts.....		333992-SM						

See footnotes at end of table.

Table 11. Producer price indexes for net output of selected industries and their products, not seasonally adjusted — Continued
[June 2023]

Title ¹	Industry code	Product code	Index base	Unadjusted index ²				
				Feb. 2023	Mar. 2023 ^P	Apr. 2023 ^P	May 2023 ^P	June 2023 ^P
Welding and soldering equipment mfg - Continued								
Miscellaneous receipts.....		333992-M	12/84	258.015	258.015	261.284	261.284	261.284
Packaging machinery mfg.	333993		12/88	264.119	272.381	273.919	276.228	279.648
Primary products.....		333993-P	12/88	269.880	278.416	280.384	282.799	286.367
Packing, packaging, and bottling machinery, excluding parts.....		333993-1	12/88	256.564	267.405	267.405	270.471	274.564
Parts for packing, packaging, and bottling machinery.....		333993-5	12/88	329.214	329.214	338.761	338.761	340.435
Secondary products and miscellaneous receipts.....		333993-SM						
Miscellaneous receipts.....		333993-M	12/88	209.772	211.023	—	—	—
Industrial process furnace and oven mfg.....	333994		06/81	292.522	293.383	296.888	299.519	299.784
Primary products.....		333994-P	06/81	288.706	289.580	293.320	296.292	296.522
Industrial process furnaces & ovens, & industrial electrical heating equipment.....		333994-0	12/04	169.079	169.591	171.781	173.522	173.657
Industrial process furnaces & ovens, & industrial electrical heating equipment, except parts.....		333994-0A	06/11	141.793	142.135	143.626	144.549	144.701
Parts and attachments for industrial process furnaces and ovens.....		333994-0B	06/11	141.039	141.715	144.530	147.517	147.517
Secondary products and miscellaneous receipts.....		333994-SM						
Miscellaneous receipts.....		333994-M	12/86	202.020	203.976	205.255	206.816	207.267
Fluid power cylinder and actuator mfg.....	333995		06/90	271.103	271.103	272.967	272.967	274.589
Primary products.....		333995-P	06/90	272.807	272.807	274.935	274.935	276.647
Nonaerospace-type hydraulic & all aerospace fluid power cylinders & actuators, linear & rotary.....		333995-2	06/90	264.694	264.694	265.149	265.149	267.446
Nonaerospace-type pneumatic fluid power cylinders & actuators, linear & rotary.....		333995-3	06/90	207.531	207.531	207.531	207.531	—
Parts for hydraulic & pneumatic fluid power cylinders & actuators, incl accumulators & cushions.....		333995-8	06/90	309.873	309.873	317.999	317.999	318.514
Secondary products and miscellaneous receipts.....		333995-SM						
Fluid power pump and motor mfg.....	333996		06/90	230.549	230.549	230.549	230.549	230.532
Primary products.....		333996-P	06/90	235.822	235.822	235.822	235.822	235.801
Nonaerospace-type reciprocating fluid power pumps.....		333996-1	12/97	200.173	200.173	200.173	200.173	200.173
Nonaerospace-type fluid power motors.....		333996-5	12/97	239.271	239.271	239.271	239.271	239.271
Parts for fluid power pumps, motors, and hydrostatic transmissions.....		333996-9	12/97	188.645	188.645	188.645	188.645	188.542
Secondary products and miscellaneous receipts.....		333996-SM						
Miscellaneous receipts.....		333996-M	06/99	184.836	184.836	184.836	184.836	184.836
All other miscellaneous general purpose machinery mfg.....	333998		12/84	281.912	285.140	286.609	286.864	284.226
Primary products.....		333998-P	12/84	275.957	279.205	280.784	280.977	278.259
Scale and balance mfg.....		333998-7	12/80	244.986	245.431	245.919	246.526	246.879
Retail, commercial, household, and mailing scales and balances.....		333998-74	12/91	195.121	195.584	195.584	195.584	195.584
Parts, attachments, and accessories for scales and balances.....		333998-76	12/91	266.855	267.780	268.862	270.901	270.901
Vehicle and industrial scales.....		333998-77	12/91	201.789	202.080	202.420	202.737	203.105
Motor truck and railroad track scales.....		333998-771	12/10	154.717	154.717	154.717	154.717	154.717
Industrial scales (including automatic checkweighter and bulkweigher scales).....		333998-772	12/10	170.554	171.619	172.865	174.023	174.023
All other miscellaneous general purpose machinery mfg.....		333998-9	12/84	276.147	279.575	281.221	281.382	278.462
Filters and strainers, except fluid power.....		333998-91	12/88	280.342	282.264	284.082	284.881	284.881
Industrial filters and strainers and reusable media, except fluid power.....		333998-911	06/07	171.862	173.294	173.294	173.909	173.909
Nonreusable media for filters and strainers, except fluid power.....		333998-912	12/88	274.433	274.433	277.865	277.865	277.865
Parts and accessories for filters and strainers, except fluid power.....		333998-913	12/88	356.160	357.112	378.856	378.856	—
All other miscellaneous general industrial machinery.....		333998-97	06/07	150.220	152.624	153.647	153.654	151.362
Secondary products and miscellaneous receipts.....		333998-SM						
Miscellaneous receipts.....		333998-M	12/22	100.193	100.672	100.672	101.259	101.259
Secondary products.....		333998-S	12/22	101.446	101.968	102.034	102.136	102.220
Computer & electronic product mfg.....	334		12/03	98.890	98.991	99.005	98.794	98.886
Computer & peripheral equipment mfg.....	3341		12/06	59.590	59.556	59.075	58.514	57.596
Computer & peripheral equipment mfg.....	33411		12/06	59.590	59.556	59.075	58.514	57.596
Electronic computer mfg.....	334111		12/04	32.704	32.663	32.621	31.885	31.127
Primary products.....		334111-P	12/04	17.101	17.077	17.052	16.621	16.177
Host computers, multiusers (mainframes, medium-scale systems, UNIX and PC servers).....		334111-5	12/04	28.106	28.060	28.039	27.204	26.356
Single user computers, microprocessor based, general purpose.....		334111-7	06/07	19.903	19.900	19.800	19.758	19.671
Portable computers, laptops, tablets and other single user computers.....		334111-72	06/07	14.088	13.841	13.889	13.688	13.654
Personal computers and workstations (excluding portable computers).....		334111-73	06/07	23.150	23.329	23.125	23.203	23.083
Secondary products and miscellaneous receipts.....		334111-SM						
Computer storage device mfg.....	334112		12/04	63.608	63.608	62.687	62.687	61.284
Primary products.....		334112-P	12/04	51.563	51.563	50.824	50.824	49.695
Computer storage devices (except parts, attachments and accessories).....		334112-1	12/04	50.950	50.950	50.195	50.195	49.044
Secondary products and miscellaneous receipts.....		334112-SM						
Computer terminal and other computer peripheral equipment mfg.....	334118		12/93	64.698	64.690	63.929	63.932	63.935
Primary products.....		334118-P	12/93	66.522	66.514	65.692	65.695	65.696

See footnotes at end of table.

Table 11. Producer price indexes for net output of selected industries and their products, not seasonally adjusted — Continued
[June 2023]

Title ¹	Industry code	Product code	Index base	Unadjusted index ²				
				Feb. 2023	Mar. 2023 ^p	Apr. 2023 ^p	May 2023 ^p	June 2023 ^p
Computer terminal and other computer peripheral equipment mfg - Continued								
Computer terminals (including POS and funds-transfer devices) and other computer peripherals.....		334118-D	12/93	40.186	40.177	39.235	39.239	39.240
Secondary products and miscellaneous receipts.....		334118-SM						
Miscellaneous receipts.....		334118-M	12/93	60.906	60.906	60.906	60.906	—
Secondary products.....		334118-S	08/94	56.173	56.145	56.145	56.145	56.572
Communications equipment mfg.....	3342		12/85	101.160	101.165	101.997	101.981	101.951
Telephone apparatus mfg.....	33421		12/03	92.306	92.306	92.307	92.294	92.257
Telephone apparatus mfg.....	334210		12/85	92.758	92.758	92.759	92.746	92.709
Primary products.....		334210-P	12/85	92.955	92.955	92.955	92.942	92.904
Telephone and wireline data networking equipment.....		334210-0	12/85	92.955	92.955	92.955	92.942	92.904
Secondary products and miscellaneous receipts.....		334210-SM						
Radio/TV broadcast & wireless comm equip mfg.....	33422		12/03	101.671	101.674	102.851	102.799	102.779
Broadcast and wireless communications equipment mfg.....	334220		12/91	95.375	95.377	96.481	96.432	96.413
Primary products.....		334220-P	12/91	91.631	91.633	92.730	92.681	92.663
Broadcast, studio, and related electronic equipment.....		334220-2	12/85	120.138	120.171	121.902	121.185	120.910
Radio station equipment.....		334220-5	06/13	108.982	108.982	114.046	114.046	114.046
Other broadcast and wireless communications systems and equipment.....		334220-9	06/13	106.792	106.792	107.813	107.813	107.813
Secondary products and miscellaneous receipts.....		334220-SM						
Other communications equipment mfg.....	33429		12/03	137.262	137.298	137.401	137.621	137.528
Other communications equipment mfg.....	334290		12/91	147.236	147.274	147.385	147.620	147.521
Primary products.....		334290-P	12/91	155.431	155.476	155.605	155.879	155.762
Alarm systems, including electric sirens and horns.....		334290-1	12/85	150.476	150.476	150.476	—	—
Intercommunications systems, incl inductive paging systems, excl telephone & telegraph.....		334290-3	12/85	263.424	265.742	265.742	272.201	272.201
Secondary products and miscellaneous receipts.....		334290-SM						
Secondary products.....		334290-S	12/91	161.426	161.426	161.426	163.327	163.327
Audio & video equipment mfg.....	3343		12/03	100.568	100.568	100.568	100.624	100.624
Audio and video equipment mfg.....	33431		12/03	100.568	100.568	100.568	100.624	100.624
Audio and video equipment mfg.....	334310		03/80	72.774	72.774	72.774	72.814	72.814
Primary products.....		334310-P	03/80	64.235	64.235	64.235	64.235	64.235
Speakers and commercial sound equipment.....		334310-4	03/80	180.844	180.844	180.844	180.844	180.844
Other consumer audio and video equipment.....		334310-5	03/80	141.643	141.643	141.643	141.643	141.643
Secondary products and miscellaneous receipts.....		334310-SM						
Miscellaneous receipts.....		334310-M	12/86	96.681	96.681	96.681	98.430	98.430
Semiconductor and other electronic component mfg.....	3344		12/84	57.227	57.289	57.027	56.366	56.488
Semiconductor and other electronic component mfg.....	33441		12/84	57.238	57.300	57.037	56.377	56.499
Bare printed circuit board mfg.....	334412		06/91	117.903	117.371	117.370	117.298	119.250
Primary products.....		334412-P	06/91	115.261	115.261	115.261	115.261	117.502
Bare printed circuit boards.....		334412-0	06/82	129.519	129.519	129.519	129.519	132.036
Secondary products and miscellaneous receipts.....		334412-SM2						
Semiconductors and related device mfg.....	334413		12/98	31.969	31.883	31.629	31.513	31.594
Primary products.....		334413-P	12/98	30.916	30.834	30.587	30.474	30.552
Other semiconductor devices, including parts such as chips, wafers, and heat sinks.....		334413-A	06/81	55.519	55.519	55.524	55.524	55.524
Integrated microcircuits, incl semiconductor networks, microprocessors, & MOS memories.....		334413-1	12/98	22.642	22.544	22.249	22.115	22.208
Secondary products and miscellaneous receipts.....		334413-SM						
Electronic connector mfg.....	334417		12/80	266.622	272.521	269.596	269.491	269.471
Primary products.....		334417-P	12/80	263.457	269.507	265.671	265.555	265.533
Electronic connectors, including parts.....		334417-0	12/80	263.457	269.507	265.671	265.555	265.533
Secondary products and miscellaneous receipts.....		334417-SM						
Secondary products.....		334417-S1	05/99	158.099	158.099	162.201	162.201	162.201
Printed circuit assembly mfg.....	334418		12/03	75.882	75.834	75.813	71.231	71.254
Primary products.....		334418-P	12/03	77.807	77.773	77.766	72.761	72.821
Printed circuit assemblies, loaded boards, modules, and consumer external modems.....		334418-9	06/06	83.697	83.661	83.653	78.269	78.334
Secondary products and miscellaneous receipts.....		334418-SM						
Other electronic component mfg.....	334419		12/03	150.681	151.438	151.527	151.514	151.517
Primary products.....		334419-P	12/03	156.142	156.952	157.050	157.050	157.050
Other electronic components.....		334419-0	12/03	156.142	156.952	157.050	157.050	157.050
Secondary products and miscellaneous receipts.....		334419-SM						
Secondary products.....		334419-S	12/03	104.726	104.722	104.721	103.965	104.169
Capacitor, resistor, coil, transformer, and other inductor mfg.....	33441K		12/11	154.085	154.830	155.086	155.120	155.086

See footnotes at end of table.

Table 11. Producer price indexes for net output of selected industries and their products, not seasonally adjusted — Continued
[June 2023]

Title ¹	Industry code	Product code	Index base	Unadjusted index ²				
				Feb. 2023	Mar. 2023 ^P	Apr. 2023 ^P	May 2023 ^P	June 2023 ^P
Capacitor, resistor, coil, transformer, and other inductor mfg - Continued								
Primary products.....		33441K-P	12/11	158.216	159.003	159.273	159.273	159.273
Capacitors for electronic circuitry.....		33441K-4	06/81	261.342	261.342	261.342	261.342	261.342
Electronic coils, transformers, and other inductors.....		33441K-6	06/00	164.168	165.911	166.509	166.509	166.509
Secondary products and miscellaneous receipts.....		33441K-SM						
Nav/measuring/medical/control instruments mfg.....	3345		12/03	142.272	142.486	142.733	143.092	143.441
Nav/measuring/medical/control instruments mfg.....	33451		12/03	142.272	142.486	142.733	143.092	143.441
Electromedical apparatus mfg.....	334510		06/85	86.469	86.470	86.497	86.854	86.854
Primary products.....		334510-P	06/85	74.831	74.831	74.856	75.111	75.111
Electromedical equipment, excluding ionizing radiation equipment.....		334510-2	12/02	86.138	86.138	86.169	86.491	86.491
Secondary products and miscellaneous receipts.....		334510-SM						
Miscellaneous receipts.....		334510-M	12/90	158.766	158.766	158.766	162.879	162.879
Search, detection, and navigation instruments.....	334511		12/91	188.097	188.120	188.370	188.370	189.092
Primary products.....		334511-P	12/91	184.489	184.489	184.742	184.742	185.469
Aeronautical, nautical & navigational instruments, not sending or receiving radio signals.....		334511-1	12/85	323.646	323.646	325.725	325.725	325.725
Search, detection, navigation, and guidance systems and equipment.....		334511-3	12/91	178.767	178.767	178.767	178.767	179.663
Secondary products and miscellaneous receipts.....		334511-SM						
Secondary products.....		334511-S	12/91	—	—	224.565	224.565	—
Automatic environmental control mfg.....	334512		12/79	306.940	306.940	310.054	315.003	315.622
Primary products.....		334512-P	12/79	273.040	273.040	276.133	281.048	281.662
Automatic environmental controls for monitoring residential, commercial, and appliance use.....		334512-0	12/03	145.708	145.708	147.358	149.981	150.309
Secondary products and miscellaneous receipts.....		334512-SM						
Miscellaneous receipts.....		334512-M	12/04	204.796	204.796	204.796	204.796	204.796
Industrial process variable instruments.....	334513		06/83	272.760	272.990	273.688	274.464	276.724
Primary products.....		334513-P	06/83	286.234	286.534	287.077	287.908	290.436
Process control instruments.....		334513-0	12/03	170.858	171.037	171.361	171.857	173.366
Secondary products and miscellaneous receipts.....		334513-SM						
Miscellaneous receipts.....		334513-M	06/83	243.736	243.736	247.314	247.314	247.314
Totalizing fluid meters and counting devices mfg.....	334514		12/85	238.610	244.644	247.507	247.972	249.313
Primary products.....		334514-P	12/85	243.030	249.669	252.807	253.334	254.811
Integrating and totalizing fluid meters, counting devices, and motor vehicle instruments.....		334514-0	12/85	243.030	249.669	252.807	253.334	254.811
Secondary products and miscellaneous receipts.....		334514-SM						
Secondary products.....		334514-S	12/85	183.509	183.509	183.530	185.104	185.205
Electricity and signal testing instruments mfg.....	334515		12/83	176.259	176.365	177.162	177.858	177.741
Primary products.....		334515-P	12/83	169.522	169.632	169.677	170.413	170.290
Test equipment for testing electrical, radio, and communication circuits, and motors.....		334515-4	12/83	170.119	170.259	170.318	171.260	171.102
Secondary products and miscellaneous receipts.....		334515-SM						
Analytical laboratory instrument mfg.....	334516		12/85	184.508	184.916	185.264	186.809	187.052
Primary products.....		334516-P	12/85	185.408	185.824	186.182	187.777	188.027
Analytical and scientific instruments, excluding optical.....		334516-0	12/85	185.408	185.824	186.182	187.777	188.027
Secondary products and miscellaneous receipts.....		334516-SM						
Miscellaneous receipts.....		334516-M1	12/14	130.943	—	—	—	—
Irradiation apparatus mfg.....	334517		06/90	124.147	124.147	124.147	124.103	—
Primary products.....		334517-P	06/85	125.081	125.081	125.081	125.081	—
Irradiation (ionizing radiation) equipment.....		334517-0	06/85	125.081	125.081	125.081	125.081	—
Secondary products and miscellaneous receipts.....		334517-SM						
Other measuring and controlling device mfg.....	334519		06/85	205.124	205.428	205.025	205.129	205.217
Primary products.....		334519-P	06/85	196.464	196.770	196.365	196.468	196.550
Physical properties testing & inspection equipment and kinematic testing & measuring equipment.....		334519-4	06/85	200.880	200.880	200.919	200.919	200.919
Nuclear radiation detection and monitoring instruments.....		334519-5	06/85	246.460	246.669	246.669	247.907	249.266
Commercial, geophysical, meteorological, and general-purpose instruments and equipment.....		334519-7	06/85	201.080	202.364	202.979	202.979	200.426
Secondary products and miscellaneous receipts.....		334519-SM						
Miscellaneous receipts.....		334519-M	06/85	273.307	273.307	273.307	273.342	273.558
Manufacturing and reproducing magnetic and optical media.....	3346		12/03	117.813	117.341	117.341	117.513	117.768
Manufacturing and reproducing magnetic and optical media.....	33461		12/03	117.813	117.341	117.341	117.513	117.768
Manufacturing and reproducing magnetic and optical media.....	334610		01/19	138.046	137.493	137.493	137.695	137.993
Primary products.....		334610-P	01/19	139.233	138.675	138.675	138.878	139.179
Electrical equipment and appliance mfg.....	335		12/03	195.565	195.864	196.588	197.084	197.978
Electric lighting equipment mfg.....	3351		12/03	149.732	151.491	151.505	152.206	153.046

See footnotes at end of table.

Table 11. Producer price indexes for net output of selected industries and their products, not seasonally adjusted — Continued
[June 2023]

Title ¹	Industry code	Product code	Index base	Unadjusted index ²				
				Feb. 2023	Mar. 2023 ^P	Apr. 2023 ^P	May 2023 ^P	June 2023 ^P
Electric lighting equipment mfg.	33513		12/22	100.948	102.124	102.133	102.609	103.171
Residential electric lighting fixture mfg.	335131		12/83	248.404	247.606	247.597	248.568	248.596
Primary products.		335131-P	12/83	255.514	255.540	255.529	255.531	255.524
Residential-type electric lighting fixtures (except portable), including parts and accessories.		335131-1	12/83	232.957	232.962	232.955	232.956	232.941
Residential-type portable lighting fixtures, including parts and accessories.		335131-4	12/83	293.107	293.176	293.156	293.163	293.171
Secondary products and miscellaneous receipts.		335131-SM						
Secondary products.		335131-S	12/83	306.523	306.523	306.523	314.791	315.311
Nonresidential electric lighting fixture mfg.	335132		06/81	260.710	261.864	261.917	264.095	264.866
Primary products.		335132-P	06/81	258.484	259.741	259.665	262.039	262.880
Commercial and institutional-type electric lighting fixtures, including parts and accessories.		335132-1	06/81	248.137	248.997	248.911	251.618	252.577
Industrial-type electric lighting fixtures, including parts and accessories.		335132-5	06/81	286.889	290.410	290.410	290.410	290.410
Secondary products and miscellaneous receipts.		335132-SM						
Secondary products.		335132-S	06/81	321.935	321.936	323.810	323.810	323.799
Other lighting equipment, including lamps and bulbs mfg.	335139		06/85	174.814	179.229	179.228	179.275	181.103
Primary products.		335139-P	12/22	100.449	103.015	103.015	103.015	104.129
Electric lamp bulb, tubes, and components.		335139-1	12/83	84.474	84.553	84.553	84.553	88.436
Outdoor lighting equipment (including parts and accessories).		335139-2	06/85	209.474	209.474	209.474	209.474	209.474
Secondary products and miscellaneous receipts.		335139-SM						
Secondary products.		335139-S	06/85	190.120	190.443	190.431	191.323	—
Household appliance mfg.	3352		12/84	161.223	160.806	161.618	163.907	163.455
Small electrical appliance mfg.	33521		12/03	130.778	130.666	130.942	131.554	130.508
Small electrical appliance mfg.	335210		12/11	118.848	118.746	118.997	119.553	118.603
Primary products.		335210-P	12/11	119.367	119.259	119.517	120.094	119.103
Parts and attachments for small electric household appliances, including fan parts.		335210-5	12/82	193.285	193.285	193.285	193.285	193.285
Household vacuum cleaners and other floor care machines (including parts and attachments).		335210-6	12/82	128.558	128.149	129.360	129.360	129.360
Other small electric household appliances, including fans.		335210-7	05/21	116.438	116.406	116.424	117.146	115.907
Secondary products and miscellaneous receipts.		335210-SM						
Secondary products.		335210-S	12/82	208.503	208.689	208.874	208.587	209.679
Major household appliance mfg.	33522		12/03	163.824	163.347	164.261	166.878	166.578
Major household appliance mfg.	335220		05/16	133.728	133.339	134.082	136.219	135.974
Primary products.		335220-P	05/16	133.588	133.152	133.405	135.651	135.389
Household cooking appliances.		335220-1	06/81	171.381	169.912	170.505	175.306	173.994
Electric household ranges, ovens (including microwave), surface cooking units, and equipment.		335220-11	06/81	146.473	147.341	151.298	151.882	146.659
Gas household ranges, ovens, surface cooking units, and equipment (incl. parts and accessories).		335220-13	06/81	169.650	167.087	163.642	169.721	170.258
Other household ranges and cooking equipment, including outdoor equipment.		335220-15	06/81	244.768	238.556	238.576	253.594	260.478
Household refrigerators and home freezers.		335220-2	12/81	127.316	127.115	126.937	128.238	127.505
Household refrigerators, including combination refrigerator-freezers.		335220-21	12/81	120.414	120.161	120.378	121.233	120.474
Other major household appliances.		335220-8	12/82	305.328	305.872	306.839	309.856	312.158
Household water heaters, electric, for permanent installation.		335220-81	12/82	559.713	559.713	559.713	559.713	559.713
Household water heaters, excluding electric.		335220-83	12/82	561.307	561.307	561.307	561.307	561.307
Secondary products and miscellaneous receipts.		335220-SM						
Miscellaneous receipts.		335220-M	05/16	137.090	137.090	137.090	137.090	137.090
Electrical equipment mfg.	3353		12/03	201.486	201.853	202.903	203.148	205.043
Electrical equipment mfg.	33531		12/03	201.486	201.853	202.903	203.148	205.043
Electric power and specialty transformer mfg.	335311		06/81	411.202	413.641	414.723	415.858	419.280
Primary products.		335311-P	06/81	405.579	408.001	409.081	410.201	413.600
Power and distribution transformers, except parts.		335311-1	12/99	333.066	—	—	—	—
Secondary products and miscellaneous receipts.		335311-SM						
Motor and generator mfg.	335312		06/83	277.504	277.508	278.971	279.028	279.099
Primary products.		335312-P	06/83	276.161	276.161	277.670	277.729	277.802
Parts, supplies for motors, generators, generator sets, and other rotating equipment.		335312-C	12/87	283.064	283.064	283.064	283.064	283.064
Other motors and generators n.e.c.		335312-F	06/06	151.877	151.877	153.655	153.655	153.655
Fractional horsepower motors (rated at less than 746 watts) (except hermetics). ...		335312-1	06/83	210.586	210.586	210.586	211.117	211.775
Integral horsepower motors & generators other than for land transport equipment (exc hermetics).		335312-3	06/83	418.694	418.694	418.694	418.694	418.694
Secondary products and miscellaneous receipts.		335312-SM						
Miscellaneous receipts.		335312-M	12/86	284.085	284.106	284.133	284.121	284.121
Secondary products.		335312-S	06/83	263.101	263.157	263.179	263.179	263.179
Switchgear and switchboard apparatus mfg.	335313		06/85	292.058	292.586	295.556	296.145	299.975

See footnotes at end of table.

Table 11. Producer price indexes for net output of selected industries and their products, not seasonally adjusted — Continued
[June 2023]

Title ¹	Industry code	Product code	Index base	Unadjusted index ²				
				Feb. 2023	Mar. 2023 ^p	Apr. 2023 ^p	May 2023 ^p	June 2023 ^p
Switchgear and switchboard apparatus mfg - Continued								
Primary products.....		335313-P	06/85	302.793	303.303	306.542	307.184	311.345
Switchgear, excluding ducts and relays.....		335313-A	06/85	337.906	338.159	339.604	340.901	349.229
Low voltage panelboards and distribution boards, 1000 volts or less.....		335313-3	06/85	258.523	260.153	266.881	266.881	266.881
Secondary products and miscellaneous receipts.....		335313-SM						
Relay and industrial control mfg.....	335314		06/85	270.988	271.182	271.195	271.195	275.118
Primary products.....		335314-P	06/85	289.167	289.296	289.296	289.296	293.645
Specific-purpose industrial controls.....		335314-C	01/19	123.279	123.503	123.503	123.503	124.695
General-purpose industrial controls.....		335314-F	01/19	134.383	134.383	134.383	134.383	137.675
Relays for electronic circuitry, industrial control overload and switchgear type.....		335314-1	06/90	225.683	225.683	225.683	225.683	—
Parts for industrial controls and motor-control accessories.....		335314-7	06/90	256.660	256.660	256.660	256.660	257.564
Secondary products and miscellaneous receipts.....		335314-SM						
Miscellaneous receipts.....		335314-M	06/85	289.180	289.180	289.180	289.180	289.180
Other electrical equipment & component mfg.....	3359		12/03	226.561	226.714	227.360	226.874	227.783
Storage battery mfg.....	33591		12/03	195.258	195.180	196.568	196.452	196.964
Battery mfg.....	335910		12/84	263.986	263.881	265.759	265.601	266.294
Primary products.....		335910-P	12/84	266.465	266.356	268.323	268.156	268.884
Storage batteries.....		335910-1	12/84	266.644	266.402	269.034	269.034	269.383
Storage batteries, lead acid type, BCI dimensional size group 8D or smaller.....		335910-11	12/84	256.430	256.068	259.998	259.998	259.998
Storage batteries, lead acid type, larger than BCI dimensional size group 8D.....		335910-12	12/84	313.957	313.957	313.957	313.957	316.560
Primary batteries.....		335910-2	12/80	254.005	254.327	254.067	253.373	255.285
Secondary products and miscellaneous receipts.....		335910-SM						
Secondary products.....		335910-S	12/84	297.600	297.600	297.600	297.600	297.600
Communication & energy wire & cable mfg.....	33592		12/03	259.936	258.495	260.042	258.189	257.688
Fiber optic cable mfg.....	335921		12/03	98.246	98.246	99.125	99.437	99.437
Primary products.....		335921-P	12/03	98.837	98.837	99.736	100.056	100.056
Fiber optic cable, made from purchased fiber optic strand.....		335921-0	12/03	98.837	98.837	99.736	100.056	100.056
Secondary products and miscellaneous receipts.....		335921-SM						
Other communication and energy wire mfg.....	335929		12/03	298.478	296.398	297.947	295.024	294.303
Primary products.....		335929-P	12/03	313.154	310.841	312.279	309.220	308.354
Electronic wire and cable, made of nonferrous metals (purchased wire).....		335929-A	12/82	327.432	326.854	327.337	326.764	321.802
Other insulated wire & cable, incl control & signal, made of nonferrous metals (purchased wire).....		335929-F	12/11	144.161	145.423	145.390	147.060	146.442
Power wire and cable, made from nonferrous metals (purchased wire).....		335929-1	12/82	510.853	509.578	512.653	511.472	516.460
Secondary products and miscellaneous receipts.....		335929-SM						
Wiring device mfg.....	33593		12/03	258.120	259.428	259.919	259.831	261.921
Current-carrying wiring device mfg.....	335931		12/81	285.251	288.260	289.270	289.167	293.766
Primary products.....		335931-P	12/81	276.131	278.921	279.936	279.837	284.438
Current-carrying wiring devices n.e.c.....		335931-A	06/06	184.258	185.455	186.385	186.195	192.680
Current-carrying switches for electrical circuitry (including vehicular switches).....		335931-1	12/99	169.266	174.385	175.461	175.402	175.436
Current-carrying wire connectors for electrical circuitry.....		335931-9	12/81	243.061	241.935	241.030	241.416	237.277
Secondary products and miscellaneous receipts.....		335931-SM						
Secondary products.....		335931-S	12/81	300.182	310.735	310.735	310.579	311.617
Noncurrent-carrying wiring device mfg.....	335932		12/81	614.290	614.061	614.236	614.037	614.135
Primary products.....		335932-P	12/81	627.474	627.210	627.411	627.181	627.295
Noncurrent-carrying electrical conduit and conduit fittings, incl. plastic conduit & fittings.....		335932-4	12/81	813.572	813.572	813.572	813.572	813.572
Other noncurrent-carrying wiring devices and supplies (boxes, covers, bar hangers, etc.).....		335932-6	12/81	510.951	509.895	510.702	509.780	510.237
Secondary products and miscellaneous receipts.....		335932-SM						
All other electrical equipment & component mfg.....	33599		12/03	168.317	168.532	168.343	168.157	168.983
Carbon and graphite product mfg.....	335991		06/85	225.512	226.672	225.775	226.264	226.241
Primary products.....		335991-P	06/85	239.113	240.352	239.390	239.915	239.889
Carbon and graphite products, including electrodes for electric arc furnaces.....		335991-0	06/85	239.113	240.352	239.390	239.915	239.889
Secondary products and miscellaneous receipts.....		335991-SM						
Miscellaneous receipts.....		335991-M	10/88	149.998	149.998	149.998	149.998	149.998
Miscellaneous electrical equipment mfg.....	335999		12/03	159.771	159.771	159.743	159.394	160.443
Primary products.....		335999-P	12/03	157.597	157.597	157.564	157.152	158.175
Rectifying apparatus.....		335999-3	12/85	206.407	206.407	210.586	210.586	210.586
All miscellaneous electrical equipment except rectifying apparatus.....		335999-4	06/08	141.479	141.479	141.099	140.684	141.714
Secondary products and miscellaneous receipts.....		335999-SM						
Transportation equipment manufacturing.....	336		12/03	138.886	139.117	139.278	139.494	139.596
Motor vehicle manufacturing.....	3361		12/03	124.606	124.372	124.126	124.071	123.967
Automobile and light truck manufacturing.....	33611		12/03	122.274	122.022	121.747	121.672	121.525

See footnotes at end of table.

Table 11. Producer price indexes for net output of selected industries and their products, not seasonally adjusted — Continued
 [June 2023]

Title ¹	Industry code	Product code	Index base	Unadjusted index ²				
				Feb. 2023	Mar. 2023 ^P	Apr. 2023 ^P	May 2023 ^P	June 2023 ^P
Automobile, light truck and utility vehicle mfg.	336110		06/82	168.284	167.938	167.559	167.456	167.253
Primary products.		336110-P	06/82	166.153	165.809	165.432	165.331	165.128
Passenger cars and chassis.		336110-1	06/82	142.644	141.692	140.669	140.588	139.185
Trucks, truck tractors, & bus chassis 14,000 lb or less, incl. minivans & suvs.		336110-2	06/82	196.391	196.196	195.975	195.853	196.009
Secondary products and miscellaneous receipts.		336110-SM						
Heavy duty truck manufacturing.	33612		12/03	159.492	159.494	159.629	159.849	160.332
Heavy duty truck mfg.	336120		12/03	159.541	159.542	159.678	159.897	160.381
Primary products.		336120-P	12/03	161.043	161.043	161.168	161.376	161.867
Trucks, truck tractors, and bus chassis (chassis of own manufacture) 14,001 to 33,000 lbs.		336120-1	12/03	168.056	168.056	168.056	169.135	171.677
Buses, including military and firefighting vehicles (chassis of own manufacture). ..		336120-3	12/03	170.790	170.790	171.166	171.166	171.166
Secondary products and miscellaneous receipts.		336120-SM						
Motor vehicle body and trailer manufacturing.	3362		12/03	201.251	201.450	201.896	201.881	202.158
Motor vehicle body and trailer manufacturing.	33621		12/03	201.607	201.806	202.253	202.238	202.516
Motor vehicle body mfg.	336211		12/82	333.213	334.756	336.589	336.981	338.589
Primary products.		336211-P	12/82	329.324	330.513	332.465	332.867	334.118
Other truck and vehicle bodies, sold separately.		336211-5	12/08	151.978	152.721	152.609	152.609	153.171
Dump truck bodies, for sale separately.		336211-5A	12/08	182.058	175.894	175.894	175.894	175.894
All other truck and vehicle bodies, sold separately.		336211-5B	12/08	148.782	151.254	151.082	151.082	151.082
Buses and firefighting vehicles, complete, produced on purchased chassis.		336211-7	12/08	129.635	129.790	129.790	129.903	130.016
Other trucks and vehicles, complete, produced on purchased chassis.		336211-9	12/08	159.130	159.328	159.360	160.167	161.089
Other trucks and vehicles, complete, produced on purchased chassis, except upfitting trucks.		336211-91	09/15	140.932	141.388	141.462	143.316	144.910
Secondary products and miscellaneous receipts.		336211-SM						
Secondary products.		336211-S	12/82	279.618	285.326	285.338	285.546	291.330
Truck trailer mfg.	336212		12/79	370.792	370.850	372.648	372.065	372.058
Primary products.		336212-P	12/79	369.080	369.131	370.937	370.326	370.329
Truck trailers and chassis, axle rating 10,000 lbs or more.		336212-1	12/79	354.058	354.032	355.837	355.253	355.256
Truck trailers and chassis, axle rating less than 10,000 lbs.		336212-3	11/84	480.960	482.121	483.433	482.607	482.607
Secondary products and miscellaneous receipts.		336212-SM						
Secondary products.		336212-S1	05/21	143.092	143.195	143.234	143.252	143.352
Motor home mfg.	336213		06/84	216.723	216.723	216.723	216.723	216.785
Primary products.		336213-P	06/84	212.643	212.643	212.643	212.643	212.705
Motor homes built on purchased chassis.		336213-0	06/06	126.770	126.770	126.770	126.770	126.807
Secondary products and miscellaneous receipts.		336213-SM1						
Travel trailer and camper mfg.	336214		12/03	208.229	208.040	207.704	207.721	207.741
Primary products.		336214-P	12/03	209.469	209.293	208.980	208.980	208.997
Travel trailers.		336214-1	06/84	280.445	280.580	280.580	280.580	280.580
Conventional travel trailers.		336214-19	12/11	168.910	169.040	169.040	169.040	169.040
Fifth wheel travel trailers.		336214-1A	12/11	—	—	—	—	174.620
Automobile and light truck trailers.		336214-3	12/92	266.743	264.836	262.615	262.615	262.738
Camping trailers, campers, pick-up covers, and parts.		336214-5	06/84	343.869	344.148	344.148	344.148	344.148
Other parts and components, excluding appliances and furnishings.		336214-53	06/84	344.468	344.468	344.468	344.468	344.468
Truck campers, caps, box covers, and fold-down camping trailers.		336214-56	06/14	145.106	145.460	145.460	145.460	145.460
Secondary products and miscellaneous receipts.		336214-SM						
Secondary products.		336214-S	06/84	245.245	245.244	245.346	249.945	250.018
Motor vehicle parts manufacturing.	3363		12/03	126.325	126.466	126.779	126.893	126.981
Motor vehicle gasoline engine and parts mfg.	33631		12/03	127.422	127.427	127.666	127.860	127.651
Motor vehicle gasoline engine and engine parts mfg.	336310		12/03	127.910	127.915	128.154	128.350	128.140
Primary products.		336310-P	12/03	127.598	127.621	127.879	128.086	127.854
Gasoline engines and engine parts (excluding carburetors).		336310-2	12/03	126.757	126.781	127.008	127.228	126.978
Carburetors, pistons, piston rings, and valves.		336310-3	12/82	195.579	195.590	196.495	196.550	196.550
Secondary products and miscellaneous receipts.		336310-SM						
Miscellaneous receipts.		336310-M1	09/18	120.921	120.921	120.921	120.921	120.921
Secondary products.		336310-S	12/11	117.266	116.938	116.783	116.750	116.974
Motor vehicle electric equipment.	33632		12/03	121.711	121.726	122.186	122.419	122.338
Motor vehicle electrical and electronic equipment mfg.	336320		12/03	121.248	121.263	121.720	121.953	121.873
Primary products.		336320-P	12/03	115.129	115.135	115.594	115.813	115.728
Vehicular lighting equipment.		336320-1	12/83	137.724	138.170	138.168	138.283	138.072
Other motor vehicle electrical and electronic equipment.		336320-2	12/03	114.859	114.768	115.349	115.600	115.540
Battery charging alternators, generators, and regulators.		336320-23	12/82	136.395	136.771	137.422	137.822	137.890
Parts for engine electrical and electronic equipment.		336320-2A	12/82	164.318	164.318	166.514	166.514	166.514
All other miscellaneous non-engine electrical and electronic equipment.		336320-2D	12/03	119.848	119.793	120.065	120.041	119.943
All other miscellaneous complete engine electrical equipment, including spark plugs.		336320-2U	12/82	127.582	126.226	128.165	128.812	128.726

See footnotes at end of table.

Table 11. Producer price indexes for net output of selected industries and their products, not seasonally adjusted — Continued
[June 2023]

Title ¹	Industry code	Product code	Index base	Unadjusted index ²				
				Feb. 2023	Mar. 2023 ^p	Apr. 2023 ^p	May 2023 ^p	June 2023 ^p
Motor vehicle electrical and electronic equipment mfg - Continued								
Secondary products and miscellaneous receipts.....		336320-SM						
Miscellaneous receipts.....		336320-M	12/03	138.924	139.258	140.987	141.028	141.062
Secondary products.....		336320-S	12/03	128.880	129.412	129.274	129.129	129.818
Motor vehicle steering and suspension parts.....	33633		12/03	109.420	110.534	110.641	110.069	110.248
Motor vehicle steering and suspension components (except spring) manufacturing.....	336330		12/03	109.213	110.325	110.432	109.861	110.040
Primary products.....		336330-P	12/03	105.933	107.106	107.132	106.640	106.843
Motor vehicle steering and suspension components (excluding spring), new and rebuilt.....		336330-0	12/99	105.740	106.911	106.937	106.446	106.648
Secondary and miscellaneous receipts.....		336330-SM						
Motor vehicle brake system manufacturing.....	33634		12/03	136.930	137.743	141.349	141.293	141.320
Motor vehicle brake system mfg.....	336340		12/03	136.912	137.724	141.333	141.279	141.305
Primary products.....		336340-P	12/03	137.935	138.658	142.508	142.515	142.517
Motor vehicle brake parts and assemblies, new.....		336340-1	12/88	145.552	146.392	150.865	150.874	150.875
Motor vehicle drum brake assemblies and parts, new.....		336340-1E	12/05	149.496	152.090	155.120	155.075	155.074
Motor vehicle disc brake assemblies and parts, new.....		336340-1F	12/11	130.515	130.515	142.305	142.305	142.305
Other motor vehicle brake parts and assemblies, new.....		336340-1G	12/99	122.500	122.648	122.799	122.842	122.845
Secondary products and miscellaneous receipts.....		336340-SM						
Motor vehicle power train components mfg.....	33635		12/03	134.896	135.378	135.240	135.555	135.492
Motor vehicle transmission and power train parts manufacturing.....	336350		12/03	133.296	133.772	133.635	133.946	133.885
Primary products.....		336350-P	12/03	127.718	128.167	128.034	128.338	128.286
Motor vehicle drive train components, excluding wheels and brakes, new.....		336350-2	12/88	131.111	131.598	131.453	131.782	131.725
Motor vehicle transmissions (except auxiliary and parts), new.....		336350-20	06/12	115.942	115.939	115.934	115.934	115.934
Parts for manual and automatic transmissions, new.....		336350-23	12/88	129.338	129.138	128.362	129.582	129.198
Other motor vehicle drive train components, except wheels and brakes, new.....		336350-25	12/99	97.026	98.553	98.739	98.741	98.873
Motor vehicle drive train components, rebuilt.....		336350-3	12/03	143.716	143.716	143.716	143.727	143.727
Secondary products and miscellaneous receipts.....		336350-SM						
Secondary products.....		336350-S	12/03	137.118	138.435	138.434	138.486	137.793
Motor vehicle seating and interior trim mfg.....	33636		12/03	114.442	114.516	114.495	114.597	113.888
Motor vehicle seating and interior trim mfg.....	336360		12/03	114.381	114.456	114.435	114.536	113.831
Primary products.....		336360-P	12/03	112.843	112.867	112.851	112.957	111.796
Automobile trimmings.....		336360-1	12/03	93.628	93.628	93.628	93.430	93.140
Seats for public conveyance and aircraft.....		336360-3	12/01	118.220	118.283	118.242	118.801	117.465
Secondary products and miscellaneous receipts.....		336360-SM						
Secondary products.....		336360-S	12/03	161.259	162.298	162.214	161.567	163.245
Motor vehicle metal stamping.....	33637		12/03	128.213	126.799	127.151	127.139	128.188
Motor vehicle metal stamping.....	336370		12/82	140.423	138.875	139.260	139.247	140.396
Primary products.....		336370-P	12/82	131.509	129.971	130.291	130.283	131.406
Automotive job stampings (truck, bus, and passenger car).....		336370-0	12/82	131.509	129.971	130.291	130.283	131.406
Secondary products and miscellaneous receipts.....		336370-SM						
Secondary products.....		336370-S	12/82	141.537	141.654	142.967	142.848	142.966
Other motor vehicle parts manufacturing.....	33639		12/03	125.574	126.009	126.162	126.328	126.715
Other motor vehicle parts mfg.....	336390		12/03	128.070	128.514	128.670	128.840	129.234
Primary products.....		336390-P	12/03	125.502	125.943	126.081	126.256	126.658
Filters, new, internal combustion engines and motor vehicles.....		336390-A	12/82	188.017	188.017	189.940	190.874	190.874
Motor vehicle air-conditioning systems and compressors.....		336390-B	12/03	102.515	102.494	102.258	102.550	102.550
All other motor vehicle parts and accessories, including trailer hitches.....		336390-8	12/03	115.556	116.346	116.597	116.737	117.453
Secondary products and miscellaneous receipts.....		336390-SM						
Miscellaneous receipts.....		336390-M	12/11	121.379	121.379	123.322	-	-
Secondary products.....		336390-S	12/11	128.011	128.379	128.522	128.461	-
Aerospace product and parts manufacturing.....	3364		06/85	262.909	264.332	265.489	266.595	267.269
Aerospace product and parts manufacturing.....	33641		06/85	262.909	264.332	265.489	266.595	267.269
Aircraft mfg.....	336411		12/85	272.944	274.413	275.806	277.237	278.105
Primary products.....		336411-P	12/85	261.326	262.749	264.123	265.576	266.455
Civilian aircraft.....		336411-3	12/85	324.514	327.014	329.273	331.827	333.372
Military aircraft.....		336411-4	06/13	104.610	104.610	104.662	104.662	104.662
Secondary products and miscellaneous receipts.....		336411-SM						
Secondary products.....		336411-S	12/85	477.647	479.850	481.137	481.137	481.239
Aircraft engine and engine parts mfg.....	336412		12/85	257.264	257.449	258.105	258.246	258.349
Primary products.....		336412-P	12/85	254.878	254.999	255.724	255.930	256.062
Aeronautical services on aircraft engines.....		336412-5	12/85	258.335	258.335	259.780	259.780	259.780
Aircraft engine parts and accessories.....		336412-7	12/85	265.873	266.096	266.920	267.299	267.541
Parts and accessories for military aircraft engines.....		336412-75	12/11	124.400	124.642	124.661	125.040	125.443

See footnotes at end of table.

Table 11. Producer price indexes for net output of selected industries and their products, not seasonally adjusted — Continued
[June 2023]

Title ¹	Industry code	Product code	Index base	Unadjusted index ²				
				Feb. 2023	Mar. 2023 ^P	Apr. 2023 ^P	May 2023 ^P	June 2023 ^P
Aircraft engine and engine parts mfg - Continued								
Parts and accessories for civilian aircraft engines.....		336412-77	12/11	117.606	117.639	118.178	118.250	118.219
Secondary products and miscellaneous receipts.....		336412-SM						
Secondary products.....		336412-S	12/85	242.548	246.153	246.190	246.190	246.629
Other aircraft parts and equipment mfg.....	336413		06/85	204.003	206.080	206.300	206.307	206.321
Primary products.....		336413-P	06/85	199.321	201.231	201.454	201.454	201.465
Aircraft propellers and helicopter rotors.....		336413-1	12/91	220.725	220.725	220.725	220.725	220.883
Aircraft parts and auxiliary equipment.....		336413-7	06/85	191.137	193.150	193.384	193.384	193.384
Aircraft landing gear for civilian and military aircraft.....		336413-72	06/08	187.527	187.527	187.527	187.527	187.527
Other aircraft subassemblies and parts for military aircraft.....		336413-73	06/08	124.284	124.487	124.959	124.959	124.959
Other aircraft subassemblies and parts for civilian aircraft.....		336413-74	06/08	112.569	114.080	114.174	114.174	114.174
Secondary products and miscellaneous receipts.....		336413-SM						
Secondary products.....		336413-S	06/85	245.899	254.837	254.837	255.173	255.291
Railroad rolling stock manufacturing.....	3365		06/84	226.867	227.532	227.531	227.558	227.619
Railroad rolling stock manufacturing.....	33651		06/84	226.945	227.610	227.609	227.636	227.697
Railroad rolling stock mfg.....	336510		06/84	226.747	227.411	227.410	227.437	227.498
Primary products.....		336510-P	06/84	233.236	233.908	233.969	233.969	234.027
Street, subway, trolley, and rapid transit cars, and railway maintenance equipment and parts.....		336510-5	06/84	189.423	190.593	190.699	190.699	190.747
Railway maintenance of way equipment & parts, parts for all railcars, & other railway vehicles.....		336510-54	06/84	191.066	192.503	192.633	192.633	192.681
Air brake and other brake equipment.....		336510-541	06/84	128.470	128.470	129.010	129.010	129.010
Secondary products and miscellaneous receipts.....		336510-SM						
Miscellaneous receipts.....		336510-M	06/84	164.750	164.750	164.750	170.952	170.952
Secondary products.....		336510-S1	12/11	113.241	113.241	113.241	113.259	113.350
Ship and boat building.....	3366		12/84	271.626	272.485	272.744	274.654	275.085
Ship and boat building.....	33661		12/84	271.637	272.495	272.754	274.665	275.096
Ship building and repairing.....	336611		12/85	238.630	239.615	239.821	242.166	242.135
Primary products.....		336611-P	12/85	228.063	229.019	229.220	231.497	231.478
Ship repair, nonmilitary.....		336611-A	12/85	303.112	303.536	304.574	312.469	312.469
Military self-propelled ships, new construction.....		336611-5	12/85	189.555	189.555	189.706	189.706	189.675
Ship repair, military.....		336611-8	12/85	205.440	205.440	205.440	206.475	206.475
Nonmilitary self-propelled ships, new construction.....		336611-9	12/85	400.141	405.362	405.362	405.362	405.362
Secondary products and miscellaneous receipts.....		336611-SM2						
Boat building.....	336612		12/81	371.833	372.236	372.661	373.049	375.008
Primary products.....		336612-P	12/81	370.843	371.214	371.645	372.024	373.991
Outboard motorboats, including commercial and military (except sailboats and lifeboats).....		336612-1	12/81	446.443	446.893	447.490	447.646	449.983
Outboard motorboats, wood or metal, incl. comm. and military (exc. sailboats and lifeboats).....		336612-11	06/11	174.034	174.364	175.022	175.137	175.915
Outboard motorboats, plastics/fiberglass, incl. comm. and mil. (exc. sailboats and lifeboats).....		336612-14	06/11	167.021	167.109	167.109	167.139	168.083
Inboard motorboats, including commercial and military (except sailboats and lifeboats).....		336612-3	12/81	359.452	360.687	361.190	361.190	363.165
Inboard cabin cruisers, including commercial and military (except sailboats and lifeboats).....		336612-31	06/11	146.358	147.106	147.411	147.411	148.606
Other inboard motorboats, including commercial and military (except sailboats and lifeboats).....		336612-32	06/11	152.924	152.924	152.924	152.924	152.924
Inboard-outdrive boats, including commercial and military (except sailboats and lifeboats).....		336612-5	12/81	289.359	289.359	289.359	290.955	293.262
All other inboard-outdrive boats, incl. comm. and military (except sailboats and lifeboats).....		336612-52	06/11	137.963	137.963	137.963	138.724	139.824
All other boats (excluding military and commercial).....		336612-8	12/81	297.763	297.763	297.763	299.387	299.948
Secondary products and miscellaneous receipts.....		336612-SM						
Miscellaneous receipts.....		336612-M	12/88	325.556	325.556	325.556	327.762	330.628
Other transportation equipment manufacturing.....	3369		12/03	128.102	128.579	128.328	128.366	128.466
Other transportation equipment manufacturing.....	33699		12/03	128.102	128.579	128.328	128.366	128.466
Motorcycle, bicycle, and parts mfg.....	336991		12/84	159.390	160.926	160.067	160.251	160.841
Primary products.....		336991-P	12/84	164.830	166.480	165.473	165.673	166.285
Motorcycles, including three-wheel motorbikes, motorscooters, mopeds, and parts.....		336991-3	12/84	184.690	188.939	188.939	188.939	189.765
Bicycles, including parts (excluding children's 2-wheel sidewalk cycles).....		336991-4	12/84	173.322	164.040	157.796	159.038	159.038
Cycles, all types, tubular construction.....		336991-42	12/98	142.538	128.771	128.883	129.558	129.558
Parts for bicycles, unicycles, and adult tricycles.....		336991-45	12/84	182.677	180.056	167.348	169.061	169.061
Secondary products and miscellaneous receipts.....		336991-SM						
Secondary products.....		336991-S	12/84	167.819	175.059	-	-	-
All other transportation equipment mfg.....	336999		12/03	131.727	131.642	131.718	131.674	131.493

See footnotes at end of table.

Table 11. Producer price indexes for net output of selected industries and their products, not seasonally adjusted — Continued
[June 2023]

Title ¹	Industry code	Product code	Index base	Unadjusted index ²				
				Feb. 2023	Mar. 2023 ^P	Apr. 2023 ^P	May 2023 ^P	June 2023 ^P
All other transportation equipment mfg - Continued								
Primary products.....		336999-P	12/03	129.865	129.778	129.839	129.794	129.607
All-terrain vehicles and parts.....		336999-4	06/08	118.542	118.543	118.528	118.449	117.888
All other miscellaneous transportation equipment.....		336999-6	06/08	122.607	122.471	122.570	122.568	122.567
Secondary products and miscellaneous receipts.....		336999-SM						
Secondary products.....		336999-S	12/03	172.726	172.726	173.865	173.865	174.078
Furniture & related product mfg.....	337		12/84	267.861	268.527	268.122	268.667	268.490
HH & institutional furniture & kitchen cabinet mfg.....	3371		12/84	253.906	254.202	254.275	254.738	255.198
Wood kitchen cabinet & countertop mfg.....	33711		12/03	157.386	157.386	158.203	158.790	158.429
Wood kitchen cabinet and countertop mfg.....	337110		06/84	265.729	265.729	267.113	268.103	267.495
Primary products.....		337110-P	12/03	157.737	157.737	158.362	159.006	158.620
Custom wood kitchen cabinets, bathroom vanities, and related cabinet sold directly to customers.....		337110-H	03/04	145.450	145.450	146.969	146.969	146.969
Stock wood kitchen cabinets and related cabinetwork for permanent installation.....		337110-I	06/84	245.928	245.928	246.964	249.240	247.875
Secondary products and miscellaneous receipts.....		337110-SM						
Household & institutional furniture mfg.....	33712		12/03	179.731	180.054	179.633	179.775	180.499
Upholstered household furniture mfg.....	337121		06/82	265.139	265.625	265.581	265.770	265.970
Primary products.....		337121-P	06/82	257.184	257.681	257.610	257.773	257.900
Upholstered household furniture, excl. dual-purpose sleep furniture.....		337121-1	06/82	253.349	253.857	253.774	253.948	254.098
Upholstered household sofas, davenports, settees, and loveseats, except custom.....		337121-11	06/82	254.708	255.256	255.078	255.078	255.078
Upholstered household sectional sofa pieces, except custom.....		337121-12	12/87	210.708	210.968	210.880	210.880	210.880
Upholstered household rocking chairs, including swivel rockers, except custom.....		337121-13	06/82	216.550	220.435	220.413	221.941	221.941
Other upholstered household furniture, including custom sold at retail.....		337121-15	06/05	186.385	186.468	186.662	187.287	188.108
Dual-purpose sleep furniture incl. futon, conv. sofa, jackknife & chair beds, except custom.....		337121-4	06/89	282.658	283.097	283.097	283.192	283.192
Secondary products and miscellaneous receipts.....		337121-SM						
Miscellaneous receipts.....		337121-M	06/05	221.025	221.025	221.025	221.025	221.025
Nonupholstered wood household furniture mfg.....	337122		12/79	344.352	345.884	340.227	340.022	349.742
Primary products.....		337122-P	12/79	365.448	367.559	359.189	358.907	372.275
Wood dining room, kitchen, outdoor, and ready-to-assemble furniture, excl. cabinets and custom.....		337122-G	12/22	106.239	108.061	105.210	105.210	110.803
Wood household den, family room, library, and living room furniture, except custom.....		337122-1	12/79	357.675	357.675	354.603	354.603	361.119
Wood bedroom furniture, including infants' and children's, except custom.....		337122-8	12/79	358.524	358.524	360.705	359.933	361.230
Secondary products and miscellaneous receipts.....		337122-SM						
Secondary products.....		337122-S	12/79	276.047	276.047	279.855	279.855	280.004
Household furniture (except wood and upholstered) mfg.....	337126		06/84	266.840	266.778	266.343	266.653	265.446
Primary products.....		337126-P	06/84	258.467	258.642	258.138	258.133	257.100
Metal dining room and kitchen furniture, incl. padded and plain chairs and stools.....		337126-1	06/84	207.573	210.162	202.701	202.701	206.221
Metal outdoor and casual furniture, incl. beach, lawn, garden and porch.....		337126-3	06/84	368.197	368.197	368.197	368.169	361.049
Nonupholstered household furniture (except wood and metal).....		337126-6	12/85	140.969	140.969	140.969	-	-
Secondary products and miscellaneous receipts.....		337126-SM						
Secondary products.....		337126-S	06/84	305.644	303.307	303.611	306.894	304.212
Institutional furniture mfg.....	337127		12/03	205.470	205.708	206.054	206.412	206.588
Primary products.....		337127-P	12/03	207.555	207.786	208.104	208.466	208.634
Other institutional furniture.....		337127-B	12/11	152.978	153.448	154.957	155.177	155.592
School furniture (except stone and concrete), excl. library furniture.....		337127-1	12/84	373.382	373.382	374.843	374.843	374.843
Public building and related furniture, excl. bar, bowling, cafeteria, restaurant and school.....		337127-5	12/84	306.042	306.193	305.869	306.792	306.792
Public furniture (bar, bowling center, cafeteria, and restaurant).....		337127-8	12/03	197.870	197.870	195.376	195.669	195.656
Secondary products and miscellaneous receipts.....		337127-SM						
Miscellaneous receipts.....		337127-M	12/03	202.379	202.379	208.444	208.444	208.444
Secondary products.....		337127-S	12/03	177.721	178.386	177.407	177.863	178.453
Office furniture (including fixtures) mfg.....	3372		12/03	197.567	198.632	197.947	198.914	198.279
Office furniture (including fixtures) mfg.....	33721		12/03	197.567	198.632	197.948	198.914	198.279
Wood office furniture mfg.....	337211		06/85	268.823	269.426	270.470	270.734	270.426
Primary products.....		337211-P	06/85	262.140	262.795	263.777	263.777	264.680
Wood office furniture panel systems, desking systems, and other wood office furniture.....		337211-A	06/98	156.257	156.442	156.585	156.585	156.585
Wood office seating, including upholstered.....		337211-1	06/98	189.260	189.387	190.177	190.177	190.177
Wood office desks and desk extensions.....		337211-4	06/85	315.486	316.767	318.431	318.431	320.741
Wood office files, storage units, and tables.....		337211-7	06/98	181.102	181.707	182.424	182.424	183.283
Secondary products and miscellaneous receipts.....		337211-SM						
Secondary products.....		337211-S	06/85	290.300	290.300	291.769	294.530	282.636

See footnotes at end of table.

Table 11. Producer price indexes for net output of selected industries and their products, not seasonally adjusted — Continued
[June 2023]

Title ¹	Industry code	Product code	Index base	Unadjusted index ²				
				Feb. 2023	Mar. 2023 ^P	Apr. 2023 ^P	May 2023 ^P	June 2023 ^P
Custom architectural woodwork and millwork.....	337212		12/03	175.119	176.168	176.168	174.089	174.089
Primary products.....		337212-P	12/03	171.326	172.398	172.398	170.432	170.432
Custom architectural woodwork, millwork, and fixtures.....		337212-0	12/03	171.326	172.398	172.398	170.432	170.432
Secondary products and miscellaneous receipts.....		337212-SM						
Office furniture, except wood, mfg.....	337214		12/79	412.704	413.865	403.182	412.930	413.337
Primary products.....		337214-P	12/79	413.655	414.837	403.976	413.894	414.310
Office furniture, other types, except wood, including panel systems.....		337214-A	12/79	—	—	—	—	498.999
Office seating, including upholstered, except wood.....		337214-1	12/79	299.193	297.796	279.092	292.647	292.647
Office desk and desk extensions, except wood.....		337214-4	12/79	—	—	—	—	475.630
Office files, storage units, and tables, except wood.....		337214-7	06/95	215.212	217.969	209.400	224.295	225.410
Secondary products and miscellaneous receipts.....		337214-SM						
Showcases, partitions, shelving, and lockers mfg.....	337215		12/03	210.379	212.236	215.948	216.196	213.596
Primary products.....		337215-P	12/03	187.604	189.242	192.642	192.780	190.205
Bookstacks and other shelving, except wood.....		337215-A2	06/06	—	—	—	153.201	154.517
Storage racks and accessories, except wood.....		337215-E	12/83	251.373	262.230	278.263	278.263	271.889
Fixtures (bank, office, and store), except wood.....		337215-G	12/83	316.863	320.693	320.693	326.170	323.875
Wood furniture dimensions and nonwood furniture parts and frames.....		337215-L	12/06	173.442	176.103	190.697	—	—
Secondary products and miscellaneous receipts.....		337215-SM						
Other furniture related product mfg.....	3379		12/03	179.923	179.984	179.906	179.014	178.140
Mattress mfg.....	33791		12/03	180.613	180.663	180.555	179.350	178.148
Mattress mfg.....	337910		06/83	253.059	253.129	252.977	251.289	249.606
Primary products.....		337910-P	06/83	250.851	250.922	250.769	249.064	247.364
Mattress and foundation sets.....		337910-E	12/03	136.248	136.248	136.248	136.248	136.248
Innerspring mattresses, excluding crib-size.....		337910-1	01/04	209.976	209.789	209.789	209.789	206.168
Other mattresses, including crib, foam, waterbed mattresses and mattress inserts.....		337910-4	06/83	249.662	249.662	249.662	249.662	249.662
Foundations, excl. innerspring units, hybrid-type flotation, ensembles, and adjustable units.....		337910-7	12/03	213.300	214.685	213.300	197.838	196.833
Secondary products and miscellaneous receipts.....		337910-SM						
Blind & shade mfg.....	33792		12/03	194.806	194.905	194.905	194.841	194.841
Blind and shade mfg.....	337920		06/84	295.739	295.890	295.890	295.792	295.792
Primary products.....		337920-P	06/84	311.327	311.489	311.489	311.384	311.384
Other blinds and shades, including curtain and drapery fixtures, poles and rods.....		337920-8	06/84	228.676	228.676	228.676	228.386	228.386
Secondary products and miscellaneous receipts.....		337920-SM						
Miscellaneous mfg.....	339		12/03	143.318	143.766	143.815	144.793	145.304
Medical equipment & supplies mfg.....	3391		12/03	130.745	131.144	130.964	131.408	132.384
Medical equipment & supplies mfg.....	33911		12/03	130.747	131.146	130.966	131.410	132.386
Surgical and medical instrument mfg.....	339112		06/82	150.141	150.288	150.121	150.760	150.798
Primary products.....		339112-P	06/82	151.305	151.507	151.333	151.989	151.989
Surgical and medical instruments.....		339112-0	06/82	145.000	145.193	145.027	145.655	145.655
Surgical and orthopedic instruments.....		339112-01	06/12	113.532	114.020	114.020	114.767	114.767
Surgical and medical catheters.....		339112-05	06/82	115.687	115.946	115.458	115.458	115.458
Other surgical and medical apparatus and instruments, excluding parts.....		339112-06	06/12	104.534	104.208	103.984	103.984	103.984
Parts for surgical and medical apparatus and instruments.....		339112-09	06/12	112.532	113.760	113.760	113.418	113.418
Secondary products and miscellaneous receipts.....		339112-SM						
Secondary products.....		339112-S	10/82	126.620	125.896	125.872	126.104	126.957
Surgical appliance and supplies mfg.....	339113		06/83	235.361	236.652	236.291	237.048	238.430
Primary products.....		339113-P	06/83	241.025	242.433	242.037	242.923	243.974
Medical and surgical appliances and supplies, incl. orthopedic, prosthetic, and therapeutic.....		339113-2	06/83	228.441	229.926	229.234	230.063	231.158
Artificial joints and limbs.....		339113-21	06/83	329.710	333.684	328.507	333.456	328.057
Other orthopedic and prosthetic appliances.....		339113-22	12/03	99.965	100.703	100.664	99.125	99.125
Other medical and surgical appliances and supplies.....		339113-27	12/03	140.736	141.430	141.382	141.995	143.546
Hospital beds and specialized hospital furniture.....		339113-4	12/11	—	139.455	139.455	140.915	140.915
Personal industrial and nonindustrial safety equipment and clothing.....		339113-6	06/83	290.977	292.719	293.979	293.942	295.333
Secondary products and miscellaneous receipts.....		339113-SM						
Secondary products.....		339113-S	06/83	166.363	166.698	166.702	166.245	171.242
Dental equipment and supplies mfg.....	339114		06/85	457.427	460.070	458.690	459.886	459.657
Primary products.....		339114-P	06/85	436.861	437.326	437.406	438.462	438.629
Dental professional equipment and supplies.....		339114-1	06/97	202.244	202.331	202.311	202.475	202.472
Professional dental equipment.....		339114-11	06/85	328.433	328.426	328.439	328.556	328.467
Professional dental supplies.....		339114-12	06/85	287.716	288.111	288.001	288.506	288.657
Secondary products and miscellaneous receipts.....		339114-SM						
Miscellaneous receipts.....		339114-M	06/85	—	—	—	—	—
Ophthalmic goods mfg.....	339115		12/83	174.092	174.092	174.092	174.092	184.882

See footnotes at end of table.

Table 11. Producer price indexes for net output of selected industries and their products, not seasonally adjusted — Continued
 [June 2023]

Title ¹	Industry code	Product code	Index base	Unadjusted index ²				
				Feb. 2023	Mar. 2023 ^P	Apr. 2023 ^P	May 2023 ^P	June 2023 ^P
Ophthalmic goods mfg - Continued								
Primary products.....		339115-P	12/83	171.000	171.000	171.000	171.000	181.843
Secondary products and miscellaneous receipts.....		339115-SM						
Other miscellaneous mfg.....	3399		12/85	214.891	215.584	216.097	218.441	218.210
Jewelry & silverware mfg.....	33991		12/85	257.343	258.793	262.468	264.517	261.556
Jewelry and silverware mfg.....	339910		12/11	121.366	122.050	123.784	124.750	123.353
Primary products.....		339910-P	12/11	121.429	122.124	123.885	124.869	123.443
Jewelry, gold and platinum.....		339910-1	12/85	263.417	265.790	269.832	272.791	267.652
Costume jewelry and novelties.....		339910-4	12/03	162.920	162.920	164.713	166.118	166.118
All other jewelry and personal goods (excluding costume).....		339910-8	12/11	119.153	118.634	120.200	120.541	119.871
Secondary products and miscellaneous receipts.....		339910-SM						
Miscellaneous receipts.....		339910-M	12/11	127.636	127.748	128.174	-	-
Sporting & athletic goods mfg.....	33992		12/03	139.154	139.215	139.242	139.828	139.827
Sporting and athletic goods mfg.....	339920		12/85	170.409	170.484	170.517	171.236	171.234
Primary products.....		339920-P	12/85	166.331	166.407	166.440	167.153	167.153
Other sporting and athletic goods.....		339920-A	12/85	176.430	176.430	176.430	176.430	176.430
Golf equipment, excluding apparel and shoes.....		339920-4	12/85	83.042	83.246	83.335	83.245	83.245
Playground equipment.....		339920-5	06/92	430.714	430.714	430.714	445.960	445.960
Gymnasium and exercise equipment.....		339920-7	06/92	152.809	152.809	152.809	152.809	152.809
Secondary products and miscellaneous receipts.....		339920-SM						
Secondary products.....		339920-S	12/85	250.670	250.670	250.670	251.986	251.828
Doll, toy & game mfg.....	33993		12/03	159.522	159.797	159.797	159.797	159.797
Doll, toy, and game mfg.....	339930		06/85	192.670	193.001	193.001	193.001	193.001
Primary products.....		339930-P	06/85	188.988	189.357	189.357	189.357	189.357
Models (operating & static), craft kits/supply, natural science kits, & collectors' miniatures.....		339930-6	06/85	271.906	271.906	271.906	271.906	271.906
Other nonelectronic toys, including parts.....		339930-8	06/85	196.346	196.346	196.346	196.346	196.346
Secondary products and miscellaneous receipts.....		339930-SM						
Office supplies (exc paper) mfg.....	33994		12/85	192.735	194.244	193.577	193.633	193.641
Office supplies, except paper, mfg.....	339940		12/11	131.882	132.915	132.458	132.497	132.502
Primary products.....		339940-P	12/11	127.811	128.874	128.400	128.438	128.442
Pens, mechanical pencils, markers, and associated parts.....		339940-1	12/85	208.861	219.358	219.358	219.358	219.358
Lead pencils, art goods, office supplies & small office equipment, excluding paper.....		339940-2	12/03	150.818	150.818	150.818	150.818	150.818
Marking devices.....		339940-3	12/85	185.572	187.165	187.165	187.165	187.336
Secondary products and miscellaneous receipts.....		339940-SM						
Miscellaneous receipts.....		339940-M	12/11	153.322	153.322	153.322	153.322	153.322
Secondary Products.....		339940-S	12/11	151.920	152.247	152.279	152.380	152.436
Sign mfg.....	33995		12/03	156.947	156.979	156.945	162.401	162.382
Sign mfg.....	339950		12/85	228.117	228.164	228.113	236.043	236.016
Primary products.....		339950-P	12/85	226.764	226.764	226.764	235.100	235.100
Electric signs and displays, including trade show exhibits.....		339950-1	12/85	196.064	-	-	-	-
Nonelectric signs and displays, including trade show exhibits.....		339950-4	12/85	270.582	270.582	270.582	279.351	279.351
Secondary products and miscellaneous receipts.....		339950-SM						
All other misc mfg.....	33999		12/03	161.604	162.374	162.727	163.311	163.408
Gasket, packing, and sealing device mfg.....	339991		12/85	232.312	232.501	232.611	233.756	233.766
Primary products.....		339991-P	12/85	240.205	240.415	240.541	241.812	241.812
Compression packing.....		339991-1	12/85	308.657	308.657	308.657	308.657	308.657
Molded packing and seals.....		339991-2	06/07	145.403	145.403	145.817	146.487	146.487
Nonmetallic gaskets and gasketing.....		339991-3	12/85	274.708	275.421	275.421	275.421	275.421
Metallic gaskets and machined seals.....		339991-7	12/85	283.699	283.699	283.699	288.531	288.531
Rotary oil seals.....		339991-9	12/90	186.365	186.365	186.365	186.365	186.365
Secondary products and miscellaneous receipts.....		339991-SM						
Miscellaneous receipts.....		339991-M	06/97	145.515	145.515	145.515	145.515	145.515
Secondary products.....		339991-S	12/85	167.600	167.640	167.585	167.904	168.105
Musical instrument mfg.....	339992		06/85	278.926	278.926	279.421	285.010	285.010
Primary products.....		339992-P	06/85	279.677	279.677	280.176	285.808	285.808
Nonelectronic pianos, organs, and nonelectronic pianos and organ parts, excluding benches.....		339992-A	12/09	163.013	163.013	163.013	171.622	171.622
Other musical instruments and parts.....		339992-7	06/85	266.615	266.615	267.158	271.295	271.295
Other electronic musical instruments, excluding electronic organs.....		339992-71	12/09	147.586	147.586	147.586	150.675	150.675
Other nonelectronic musical instruments.....		339992-72	06/99	152.505	152.505	152.505	156.287	156.287
Secondary products and miscellaneous receipts.....		339992-SM						
Miscellaneous receipts.....		339992-M	06/85	289.817	289.817	289.817	289.817	289.817

See footnotes at end of table.

Table 11. Producer price indexes for net output of selected industries and their products, not seasonally adjusted — Continued
[June 2023]

Title ¹	Industry code	Product code	Index base	Unadjusted index ²				
				Feb. 2023	Mar. 2023 ^p	Apr. 2023 ^p	May 2023 ^p	June 2023 ^p
Fastener, button, needle, and pin mfg.	339993		12/85	241.116	241.116	244.169	244.169	244.169
Primary products.		339993-P	12/85	246.903	246.903	249.984	249.984	249.984
Fasteners, zippers, buttons, needles, pins, and buckles (except precious metal) ..		339993-0	12/85	246.903	246.903	249.984	249.984	249.984
Secondary products and miscellaneous receipts.		339993-SM						
Broom, brush, and mop mfg.	339994		12/85	212.771	212.771	212.999	213.076	212.895
Primary products.		339994-P	12/85	214.862	214.862	215.183	215.263	215.076
Brooms, mops and dusters.		339994-1	12/85	249.805	249.805	249.805	249.805	249.824
Mops and dusters, including refills.		339994-13	06/07	139.640	139.640	139.640	139.640	139.660
Paint and varnish brushes, paint holders, pads, roller frames and rollers.		339994-3	12/85	184.712	184.712	184.712	184.712	184.712
Paint and varnish brushes.		339994-31	06/07	133.132	133.132	133.132	133.132	133.132
Paint holders, pads, roller frames and rollers.		339994-32	06/07	113.506	113.506	113.506	113.506	113.506
Other types of brushes.		339994-5	12/85	219.782	219.782	220.362	220.508	220.160
Personal brushes.		339994-51	06/07	107.239	107.239	107.959	107.959	107.527
All other types of brushes, except personal.		339994-52	06/07	167.927	167.927	167.927	168.110	168.110
Secondary and miscellaneous receipts.		339994-SM						
Burial casket mfg.	339995		12/84	487.117	487.117	507.512	507.512	507.512
Primary products.		339995-P	12/84	487.870	487.870	507.962	507.962	507.962
Metal burial caskets and coffins, completely lined and trimmed, adult sizes only. ..		339995-1	12/84	504.921	504.921	530.921	530.921	530.921
Secondary products and miscellaneous receipts.		339995-SM						
All other miscellaneous mfg.	339999		12/85	206.846	208.741	208.892	209.187	209.467
Primary products.		339999-P	12/85	218.146	220.275	220.433	220.703	221.004
Mirror and picture frames and framed pictures.		339999-E	06/84	251.186	251.186	251.186	251.186	251.186
All other miscellaneous fabricated products, incl. fire extinguishers and umbrellas.		339999-L	12/85	262.577	266.227	266.499	266.960	267.478
Candles, including tapers.		339999-5	12/85	206.959	206.959	206.959	206.959	206.959
Secondary products and miscellaneous receipts.		339999-SM						
Secondary products.		339999-S	12/85	173.165	173.356	173.382	174.607	174.875
Services industries								
Merchant wholesalers, durable goods.	423		06/04	194.393	197.798	195.084	193.757	194.137
Motor vehicle and parts merchant wholesalers.	4231		05/19	132.327	133.769	120.231	121.027	121.861
Motor vehicle and parts merchant wholesalers.	42310		05/19	132.329	133.770	120.247	121.043	121.877
Motor vehicle and parts merchant wholesalers.	423100		05/19	132.312	133.754	120.206	121.003	121.837
Primary services.		423100-P	02/09	169.893	171.811	152.325	153.384	154.493
Motor vehicle and parts wholesaler services.		423100-1	02/09	169.893	171.811	152.325	153.384	154.493
Furniture and home furnishing merchant wholesalers.	4232		05/19	142.679	149.276	150.858	153.198	152.979
Furniture and home furnishing merchant wholesalers.	42320		05/19	142.679	149.276	150.858	153.198	152.979
Furniture and home furnishing merchant wholesalers.	423200		05/19	142.698	149.293	150.875	153.214	152.995
Primary services.		423200-P	02/09	156.367	163.624	165.364	167.937	167.697
Furniture and home furnishing wholesaler services.		423200-1	02/09	156.367	163.624	165.364	167.937	167.697
Lumber and other construction materials merchant wholesalers.	4233		05/19	142.526	142.953	143.948	140.837	141.847
Lumber and other construction materials merchant wholesalers.	42330		05/19	142.526	142.953	143.948	140.837	141.847
Lumber and other construction materials merchant wholesalers.	423300		05/19	142.516	142.940	143.931	140.833	141.839
Primary services.		423300-P	02/09	151.903	152.370	153.448	150.076	151.178
Lumber and other construction material wholesaler services.		423300-1	02/09	151.903	152.370	153.448	150.076	151.178
Other receipts.		423300-SM	05/19	140.265	140.049	140.060	140.113	139.771
Professional and commercial equipment and supplies merchant wholesalers.	4234		05/19	119.284	119.773	116.436	118.289	117.598
Professional and commercial equipment and supplies merchant wholesalers.	42340		05/19	119.284	119.773	116.436	118.289	117.598
Professional and commercial equipment and supplies merchant wholesalers.	423400		05/19	119.554	120.046	116.717	118.568	117.878
Primary services.		423400-P	02/09	144.699	145.193	140.285	142.883	141.914
Professional and commercial equipment and supplies wholesaler services.		423400-1	02/09	144.699	145.193	140.285	142.883	141.914
Other receipts.		423400-SM	05/19	—	116.542	117.723	117.723	117.723
Metal and mineral (except petroleum) merchant wholesalers.	4235		05/19	157.216	176.949	179.671	168.360	170.478
Metal and mineral (except petroleum) merchant wholesalers.	42350		05/19	157.216	176.949	179.671	168.360	170.478
Metal and mineral (except petroleum) merchant wholesalers.	423500		05/19	157.297	177.053	179.799	168.534	170.700
Primary services.		423500-P	02/09	228.199	257.061	261.395	245.868	249.747
Metals and minerals wholesaler services.		423500-1	02/09	228.199	257.061	261.395	245.868	249.747
Household appliances and electrical and electronic goods merchant wholesalers.	4236		05/19	137.543	139.880	147.721	147.367	145.872
Household appliances and electrical and electronic goods merchant wholesalers.	42360		05/19	137.543	139.880	147.721	147.367	145.872
Household appliances and electrical and electronic goods merchant wholesalers.	423600		05/19	137.577	139.935	147.713	147.416	145.920
Primary services.		423600-P	02/09	153.317	158.453	158.904	165.915	163.986
Household appliances, electrical, and electronics wholesaler services.		423600-1	02/09	153.317	158.453	158.904	165.915	163.986

See footnotes at end of table.

Table 11. Producer price indexes for net output of selected industries and their products, not seasonally adjusted — Continued
[June 2023]

Title ¹	Industry code	Product code	Index base	Unadjusted index ²				
				Feb. 2023	Mar. 2023 ^p	Apr. 2023 ^p	May 2023 ^p	June 2023 ^p
Hardware, plumbing and heating equipment and supplies merchant wholesalers.	4237		05/19	119.735	117.298	116.816	114.145	118.485
Hardware, plumbing and heating equipment and supplies merchant wholesalers.	42370		05/19	119.735	117.298	116.816	114.145	118.485
Hardware, plumbing, and heating equipment and supplies merchant wholesalers.	423700		05/19	119.062	116.640	116.160	113.505	117.819
Primary services.		423700-P	02/09	137.071	134.272	133.718	130.649	135.635
Hardware, plumbing, and heating equipment and supplies wholesaler services.		423700-1	02/09	137.071	134.272	133.718	130.649	135.635
Machinery, equipment, and supplies merchant wholesalers.	4238		05/19	135.816	136.675	137.909	136.026	136.250
Machinery, equipment, and supplies merchant wholesalers.	42380		05/19	135.816	136.675	137.909	136.026	136.250
Machinery and supply merchant wholesalers.	423800		05/19	136.141	137.053	138.261	136.340	136.567
Primary services.		423800-P	02/09	211.243	214.308	215.245	211.171	211.628
Machinery and supply wholesaler services.		423800-1	02/09	211.243	214.308	215.245	211.171	211.628
Other receipts.		423800-SM	05/19	122.009	118.300	121.951	123.232	123.151
Miscellaneous durable goods merchant wholesalers (except materials recyclers).	4239		05/19	139.333	137.719	141.483	139.651	139.184
Miscellaneous durable goods merchant wholesalers (except materials recyclers).	42390		05/19	139.333	137.719	141.483	139.651	139.184
Miscellaneous durable goods, except recyclable material, merchant wholesalers.	423900		05/19	139.017	137.421	141.169	139.358	138.890
Primary services.		423900-P	02/09	116.691	115.242	118.446	116.797	116.420
Miscellaneous durable goods wholesaler services.		423900-1	02/09	116.691	115.242	118.446	116.797	116.420
Merchant wholesalers, nondurable goods.	424		06/05	201.193	197.998	204.660	205.708	204.750
Paper and paper product merchant wholesalers.	4241		01/21	158.789	161.677	162.318	162.431	164.040
Paper and paper product merchant wholesalers.	42410		01/21	158.789	161.677	162.318	162.431	164.040
Paper and paper product merchant wholesalers.	424100		01/21	158.737	161.589	162.232	162.301	163.892
Primary services.		424100-P	02/09	204.470	207.892	208.734	208.512	210.439
Paper wholesaler services.		424100-1	02/09	204.470	207.892	208.734	208.512	210.439
Wholesaling of paper and paper products.		424100-11	02/09	205.413	207.779	207.830	206.806	208.089
Wholesaling of all other goods, except paper and paper products.		424100-12	01/21	152.006	161.530	167.340	172.392	178.082
Drugs and druggists' sundries merchant wholesalers.	4242		01/21	118.376	116.358	118.339	118.441	120.086
Drugs and druggists' sundries merchant wholesalers.	42420		01/21	118.376	116.358	118.339	118.441	120.086
Drugs and druggists' sundries merchant wholesalers.	424200		01/21	118.376	116.358	118.339	118.441	120.086
Primary products.		424200-P	02/09	173.790	170.827	173.735	173.885	176.300
Wholesaling of pharmaceuticals.		424200-1	02/09	171.311	165.670	172.510	173.434	176.784
Wholesaling of all other goods, except pharmaceuticals.		424200-2	01/21	109.218	109.640	108.132	107.576	108.279
Apparel and piece goods merchant wholesalers.	4243		01/21	100.148	94.789	100.910	96.721	94.714
Apparel and piece goods merchant wholesalers.	42430		01/21	100.148	94.789	100.910	96.721	94.714
Apparel and piece goods merchant wholesalers.	424300		01/21	100.149	94.789	100.910	96.721	94.714
Primary services.		424300-P	02/09	123.809	117.173	124.744	119.557	117.072
Apparel wholesaler services.		424300-1	02/09	123.809	117.173	124.744	119.557	117.072
Wholesaling of apparel.		424300-11	02/09	132.641	126.820	130.325	129.297	127.109
Grocery and related product merchant wholesalers.	4244		01/21	115.512	116.100	120.343	126.331	124.431
Grocery and related product merchant wholesalers.	42440		01/21	115.512	116.100	120.343	126.331	124.431
Grocery and related product merchant wholesalers.	424400		01/21	115.510	116.101	120.345	126.337	124.437
Primary services.		424400-P	02/09	125.675	126.355	131.006	137.595	135.516
Grocery and related product wholesaler services.		424400-1	02/09	125.675	126.355	131.006	137.595	135.516
Wholesaling of fresh meat, seafood, dairy, and fruits and vegetables.		424400-11	06/13	129.203	134.262	136.403	147.371	136.697
Wholesaling of packaged frozen and canned foods.		424400-12	06/13	170.595	172.318	171.454	169.076	171.235
Wholesaling of baked goods, non-alcoholic beverages, and all other groceries.		424400-13	06/13	134.202	129.601	143.350	142.091	143.875
Wholesaling of all other goods, except groceries.		424400-14	01/21	131.148	135.936	132.238	190.834	191.044
Farm product raw material merchant wholesalers.	424500		01/21	92.684	92.560	97.399	105.218	107.315
Primary services.		424500-P	01/21	91.456	91.326	96.404	104.609	106.809
Farm product raw material wholesaler services.		424500-1	01/21	91.456	91.326	96.404	104.609	106.809
Wholesaling of grain and field beans.		424500-11	01/21	84.402	72.737	89.010	99.297	—
Wholesaling of all other goods.		424500-13	12/22	89.603	108.815	94.382	97.872	103.430
Chemicals and allied products merchant wholesalers.	4246		01/21	123.080	122.741	122.529	124.791	125.718
Chemicals and allied products merchant wholesalers.	42460		01/21	123.080	122.741	122.529	124.791	125.718
Chemicals and allied products merchant wholesalers.	424600		01/21	123.079	122.740	122.529	124.801	125.729
Primary services.		424600-P	02/09	141.607	141.206	140.983	143.904	145.009
Wholesaling of chemicals, plastics, and allied products.		424600-1	02/09	141.068	140.526	138.972	142.881	143.856
Wholesaling of all other goods, except chemicals, plastics, and allied products.		424600-2	01/21	135.812	136.037	141.512	140.046	141.641
Petroleum and petroleum products merchant wholesalers.	4247		01/21	131.721	125.782	134.386	128.763	127.483
Petroleum and petroleum products merchant wholesalers.	42470		01/21	131.721	125.782	134.386	128.763	127.483
Petroleum and petroleum products merchant wholesalers.	424700		01/21	131.721	125.786	134.385	128.765	127.487

See footnotes at end of table.

Table 11. Producer price indexes for net output of selected industries and their products, not seasonally adjusted — Continued
[June 2023]

Title ¹	Industry code	Product code	Index base	Unadjusted index ²				
				Feb. 2023	Mar. 2023 ^P	Apr. 2023 ^P	May 2023 ^P	June 2023 ^P
Petroleum and petroleum products merchant wholesalers - Continued								
Primary services.....		424700-P	02/09	160.609	153.310	163.884	156.970	155.398
Wholesaling of petroleum products.....		424700-1	02/09	160.993	153.778	164.586	157.740	156.055
Wholesaling of all other goods, except petroleum products.....		424700-2	01/21	121.217	112.878	114.965	107.378	109.248
Beer, wine, and distilled alcoholic beverage merchant wholesalers.....	4248		01/21	122.857	121.267	122.720	121.859	120.866
Beer, wine, and distilled alcoholic beverage merchant wholesalers.....	42480		01/21	122.857	121.267	122.720	121.859	120.866
Beer, wine, and distilled alcoholic beverage merchant wholesalers.....	424800		01/21	122.857	121.267	122.720	121.859	120.866
Primary services.....		424800-P	02/09	155.149	153.141	154.976	153.889	152.634
Alcoholic beverage wholesaler services.....		424800-1	02/09	155.149	153.141	154.976	153.889	152.634
Wholesaling of beer, wine, and distilled alcoholic beverages.....		424800-11	02/09	155.504	153.476	155.401	154.303	153.001
Wholesaling of all other goods, except alcoholic beverages.....		424800-12	01/21	112.779	111.802	110.589	110.051	110.478
Miscellaneous nondurable goods merchant wholesalers.....	4249		01/21	137.338	136.283	137.064	139.898	136.710
Miscellaneous nondurable goods merchant wholesalers.....	42490		01/21	137.338	136.283	137.064	139.898	136.710
Miscellaneous nondurable goods merchant wholesalers.....	424900		01/21	137.338	136.283	137.064	139.899	136.711
Primary services.....		424900-P	02/09	197.917	196.382	197.518	201.251	196.612
Miscellaneous nondurable good wholesaler services.....		424900-1	02/09	197.917	196.382	197.518	201.251	196.612
Material recyclers.....	429930		12/86	425.698	452.064	443.558	426.948	390.035
Primary products.....		429930-P	12/86	426.205	456.648	448.046	428.322	386.626
Ferrous metal scrap.....		429930-1	12/86	530.592	582.354	567.550	532.455	468.186
Carbon steel scrap.....		429930-11	12/86	547.473	609.970	595.878	556.816	488.828
Heavy melting scrap.....		429930-111	12/86	583.466	616.777	607.256	548.233	—
Carbon steel scrap bundles.....		429930-112	12/86	539.445	651.467	651.467	625.367	550.043
Shredded carbon steel scrap.....		429930-113	12/86	374.322	412.642	405.380	394.746	340.938
Cut plate and structural scrap.....		429930-114	12/86	578.603	634.307	610.029	555.476	505.633
Other carbon steel scrap.....		429930-115	12/86	—	591.187	—	—	—
Stainless and alloy steel scrap.....		429930-12	12/86	676.976	614.306	609.176	606.161	—
Nonferrous metal scrap.....		429930-2	12/86	515.821	504.580	508.854	508.050	489.567
Copper base scrap.....		429930-21	12/86	662.154	664.111	668.769	639.970	641.728
No 1 copper wire, heavy.....		429930-211	12/86	522.113	523.421	523.423	501.779	502.297
No 2 copper wire, mixed.....		429930-212	12/86	842.240	845.302	849.694	814.389	813.808
Yellow brass scrap.....		429930-213	12/86	692.181	694.722	714.418	679.406	686.440
Used beverage can scrap.....		429930-223	12/86	221.531	221.300	212.334	201.996	199.463
Other old aluminum base scrap.....		429930-224	12/86	190.378	—	191.887	—	—
Other nonferrous scrap (including lead, zinc and precious metals).....		429930-23	12/86	2,508.187	2,391.363	2,455.851	2,649.014	2,342.328
Recyclable paper.....		429930-3	12/86	97.182	96.760	102.652	106.662	104.531
News and other low grade recyclable paper.....		429930-31	12/86	87.726	89.770	85.938	86.576	—
Corrugated recyclable paper.....		429930-33	12/86	58.165	59.116	67.911	70.227	70.125
High grade recyclable paper (including pulp substitutes and deinking).....		429930-34	12/86	144.932	137.574	127.279	135.204	—
Recyclable materials, excluding metals and paper.....		429930-4	12/86	213.640	209.720	196.092	200.550	200.550
Recyclable plastics.....		429930-42	06/96	91.720	89.573	92.144	93.542	—
Other receipts.....		429930-SM1						
Motor vehicle and parts dealers.....	441		12/03	190.207	191.426	190.122	189.786	192.295
Automobile dealers.....	4411		12/03	182.531	184.289	182.718	180.596	183.620
New car dealers.....	44111		12/99	201.480	203.421	201.686	199.342	202.681
New car dealers.....	441110		12/99	200.644	202.840	200.888	197.811	201.509
Primary services.....		441110-P	12/99	191.996	194.645	192.310	187.814	192.129
Vehicle sales.....		441110-1	12/99	146.307	148.600	146.146	141.618	145.849
New vehicle sales.....		441110-101	12/99	201.108	202.540	197.797	191.967	198.646
Used vehicle sales.....		441110-102	12/99	110.780	118.897	122.126	117.235	117.235
Service labor and parts.....		441110-2	12/99	231.217	232.899	233.800	234.461	234.461
Other receipts.....		441110-SM	12/99	279.988	279.410	279.792	285.800	285.800
Recreational vehicle dealers.....	44121		06/01	157.239	168.303	165.649	176.628	178.677
Recreational vehicle dealers.....	441210		06/01	157.239	168.303	165.649	176.628	178.677
Primary services.....		441210-P	06/01	156.671	168.356	165.631	178.012	180.180
Recreational vehicle dealer services.....		441210-1	06/01	156.671	168.356	165.631	178.012	180.180
Boat dealers.....	441222		06/01	205.870	198.276	196.447	201.365	201.365
Primary services.....		441222-P	06/01	204.209	195.963	193.977	199.317	199.317
Boat dealer services.....		441222-1	06/01	204.209	195.963	193.977	199.317	199.317
Other receipts.....		441222-SM3	12/22	—	100.000	100.000	100.000	100.000
Automotive parts, accessories and tire retailers.....	4413		12/01	237.683	236.383	236.693	240.584	241.575
Automotive parts and accessories retailers.....	44133		12/03	262.899	258.160	257.898	266.108	264.305
Automotive parts and accessories retailers.....	441330		12/03	262.899	258.160	257.898	266.108	264.305
Primary services.....		441330-P	12/03	262.903	258.164	257.902	266.112	264.309

See footnotes at end of table.

Table 11. Producer price indexes for net output of selected industries and their products, not seasonally adjusted — Continued
 [June 2023]

Title ¹	Industry code	Product code	Index base	Unadjusted index ²				
				Feb. 2023	Mar. 2023 ^p	Apr. 2023 ^p	May 2023 ^p	June 2023 ^p
Automotive parts and accessories retailers - Continued								
Automotive parts and accessories store services, in-store retailing.....		441330-A	12/03	262.903	258.164	257.902	266.112	264.309
Tire dealers.....	44134		12/03	172.370	175.747	176.763	174.474	178.985
Tire dealers.....	441340		12/03	172.370	175.747	176.763	174.474	178.985
Primary services.....		441340-P	12/03	172.533	175.913	176.930	174.639	179.155
Tire dealer services, in-store retailing.....		441340-A	12/03	172.533	175.913	176.930	174.639	179.155
Building material & garden supply retailers.....	444		12/03	206.939	208.725	208.299	204.658	204.263
Building material and supplies dealers.....	4441		12/03	211.059	210.301	210.365	207.450	207.143
Building material and supplies dealers.....	44410		12/03	211.062	210.304	210.368	207.454	207.146
Building materials and supplies dealers.....	444100		05/19	140.498	139.994	140.036	138.096	137.892
Primary services.....		444100-P	05/19	140.303	139.799	139.841	137.904	137.700
Building materials and supplies dealer services, in-store retailing.....		444100-A	05/19	131.523	130.891	130.944	128.512	128.255
Retailing of building materials, paint, and hardware.....		444100-A1	05/19	130.813	129.634	127.910	126.842	126.690
Retailing of all other goods.....		444100-A2	05/19	134.140	135.552	142.263	134.722	134.073
Lawn and garden equip and supplies retailers.....	4442		12/03	188.260	201.287	198.694	191.853	191.072
Nursery, garden, and farm supply retailers.....	44424		12/03	188.261	201.289	198.695	191.854	191.073
Nursery, garden, and farm supply retailers.....	444240		12/02	201.569	215.517	212.740	205.416	204.579
Primary services.....		444240-P	12/02	201.657	215.611	212.833	205.506	204.669
Nursery, garden center, and farm supply store services, in-store retailing.....		444240-A	12/02	201.657	215.611	212.833	205.506	204.669
Food and beverage retailers.....	445		12/99	256.384	259.315	260.024	259.423	262.657
Grocery retailers.....	4451		12/03	221.155	223.945	224.314	224.209	227.276
Grocery (except convenience) retailers.....	44511		12/03	221.155	223.945	224.314	224.209	227.276
Supermarkets and other grocery stores.....	445110		12/99	263.912	267.242	267.682	267.557	271.217
Primary services.....		445110-P	12/99	263.774	267.102	267.542	267.417	271.075
Supermarket and other grocery store services.....		445110-3	12/99	261.274	264.571	265.007	264.883	268.506
Retailing of food and beverage products.....		445110-32	01/17	136.510	138.456	138.185	138.580	140.460
Retailing of fresh meats.....		445110-321	12/99	339.241	352.627	353.882	351.089	354.729
Retailing of fresh fruits and vegetables.....		445110-322	12/99	242.720	250.060	230.110	241.544	255.757
Retailing of bakery products.....		445110-323	12/99	222.725	226.958	232.051	230.137	223.791
Retailing of dairy products.....		445110-324	12/99	243.511	238.083	234.508	222.711	215.330
Retailing of deli products.....		445110-325	12/99	177.910	175.156	176.988	178.966	173.742
Retailing of frozen food products.....		445110-326	12/99	147.165	148.950	151.200	149.522	149.585
Retailing of alcoholic beverages.....		445110-327	01/17	143.645	142.809	141.612	139.252	140.807
Retailing of all other food and beverage products.....		445110-328	12/99	269.241	274.413	279.393	282.211	290.125
Retailing of nonfood products.....		445110-33	01/17	136.662	137.250	140.013	137.609	139.574
Retailing of cleaning and paper products.....		445110-331	01/17	143.565	145.058	152.710	145.963	151.880
Retailing of health and beauty products.....		445110-332	12/99	264.539	264.692	273.362	272.977	259.682
Retailing of all other nonfood products.....		445110-333	01/17	137.894	138.668	137.886	134.843	144.320
Specialty food retailers.....	4452		12/03	254.409	249.664	247.187	244.898	247.452
Specialty food retailers.....	445200		12/03	254.407	249.661	247.185	244.896	247.450
Primary services.....		445200-P	12/03	254.694	249.921	247.430	245.128	247.696
Specialty food retailer services, in-store retailing.....		445200-A	12/03	254.694	249.921	247.430	245.128	247.696
Beer, wine, and liquor retailers.....	4453		06/00	141.294	144.069	146.945	144.848	145.273
Beer, wine, and liquor retailers.....	44532		06/00	141.294	144.069	146.945	144.848	145.273
Beer, wine, and liquor retailers.....	445320		06/00	141.294	144.069	146.945	144.848	145.273
Primary services.....		445320-P	06/00	141.345	144.121	146.998	144.900	145.325
Beer, wine, and liquor retailer services, in-store retailing.....		445320-A	06/00	141.345	144.121	146.998	144.900	145.325
Retailing of beer, wine, and liquor.....		445320-A1	06/14	106.865	109.225	111.778	110.540	110.752
Retailing of all other goods and sales of prepared foods.....		445320-A2	06/14	161.368	162.338	162.446	157.130	158.536
Furniture, home furnishings, electronics, and appliance retailers.....	449		12/22	107.250	107.746	103.732	102.292	102.424
Furniture and Home Furnishings Retailers.....	4491		12/22	105.470	103.066	103.958	103.194	102.654
Furniture retailers.....	44911		12/03	196.947	189.307	191.963	191.266	190.237
Furniture retailers.....	449110		06/03	199.666	191.897	194.572	193.888	192.840
Primary services.....		449110-P	06/03	203.035	194.968	197.569	197.028	195.928
Furniture retailer services, in-store retailing.....		449110-A	06/03	203.035	194.968	197.569	197.028	195.928
Other receipts.....		449110-SM	12/22	98.019	96.490	99.438	96.993	96.941
Floor covering retailers.....	44912		12/03	219.648	225.011	223.725	219.652	218.623
Floor covering retailers.....	449121		06/03	222.877	228.319	227.014	222.882	221.837
Primary services.....		449121-P	06/03	222.877	228.319	227.014	222.882	221.837
Floor covering retailer services, in-store retailing.....		449121-A	06/03	222.877	228.319	227.014	222.882	221.837

See footnotes at end of table.

Table 11. Producer price indexes for net output of selected industries and their products, not seasonally adjusted — Continued
 [June 2023]

Title ¹	Industry code	Product code	Index base	Unadjusted index ²				
				Feb. 2023	Mar. 2023 ^P	Apr. 2023 ^P	May 2023 ^P	June 2023 ^P
Electronics and appliance retailers.....	4492		12/03	91.747	96.658	85.719	83.476	84.627
Electronics and appliance retailers.....	44921		12/03	91.790	96.702	85.758	83.514	84.665
Electronics and appliance retailers.....	449210		12/11	102.866	108.371	96.106	93.592	94.882
Primary products.....		449210-P	12/11	102.778	108.279	96.025	93.512	94.801
Electronics and appliance retailers services, in-store retailing.....		449210-A	12/11	99.943	103.082	103.091	99.314	101.607
Retailing of entertainment and communication products.....		449210-A1	12/11	75.488	76.917	78.111	73.260	73.704
Retailing of computers, hardware, software, and supplies.....		449210-A2	06/03	54.651	53.182	53.409	54.737	55.245
Retailing of major household appliances.....		449210-A3	05/19	128.189	127.255	129.628	132.348	132.766
Retailing of all other goods.....		449210-A4	12/11	138.574	157.862	154.031	140.252	149.580
Electronic and appliance retailers services, online retailing.....		449210-B	12/22	116.478	126.767	91.003	90.601	90.156
General merchandise retailers.....	455		12/03	151.872	155.866	155.440	156.938	155.634
Department stores.....	4551		12/03	146.114	163.647	156.278	162.044	156.945
Department stores.....	45511		12/03	146.114	163.647	156.278	162.044	156.945
Department stores.....	455110		12/17	123.790	138.644	132.401	137.286	132.966
Primary services.....		455110-P	12/17	125.407	140.456	134.131	139.079	134.703
Department store services, in-store retailing.....		455110-A	12/17	126.035	130.124	128.170	133.365	129.524
Department store services, online retailing.....		455110-B	12/22	101.131	132.745	119.874	123.472	118.959
Other general merchandise retailers.....	4552		12/03	150.740	152.475	153.186	153.968	153.300
Other general merchandise retailers.....	45521		12/03	150.777	152.513	153.223	154.006	153.337
Warehouse clubs, supercenters, and other general merchandise retailers.....	455210		12/03	150.800	152.535	153.246	154.028	153.359
Primary services.....		455210-P	12/03	149.078	150.800	151.505	152.281	151.618
Warehouse clubs, supercenters, and other general merch. retailer services, in-store retailing.....		455210-A	12/03	157.197	160.615	162.019	163.560	162.243
Warehouse clubs and supercenters.....		455210-A1	12/03	147.923	151.577	153.040	154.643	153.283
All other general merchandise stores.....		455210-A2	12/03	156.900	156.462	156.624	156.820	156.569
Health and personal care retailers.....	456		12/03	144.001	145.453	147.643	146.836	147.194
Health and personal care retailers.....	4561		12/03	144.076	145.529	147.720	146.913	147.271
Pharmacies and drug retailers.....	45611		06/00	167.106	169.425	172.652	171.935	172.216
Pharmacies and drug retailers.....	456110		06/00	167.105	169.424	172.652	171.934	172.215
Primary services.....		456110-P	06/00	166.956	169.273	172.498	171.780	172.061
Pharmacy and drug retailer services, in-store retailing.....		456110-A	06/00	163.599	168.715	170.865	169.711	170.163
Retailing of prescription drugs.....		456110-A1	06/00	187.874	193.047	195.999	193.674	193.859
Retailing of over-the-counter drugs and all other goods.....		456110-A2	06/00	165.969	172.951	173.897	175.281	176.594
Retailing of over-the-counter drugs.....		456110-A21	06/00	130.860	149.738	149.326	151.141	151.155
Retailing of all other goods.....		456110-A22	06/00	176.763	178.622	180.112	181.286	183.109
Optical goods retailers.....	45613		12/03	116.769	116.769	113.545	113.837	113.832
Optical goods retailers.....	456130		06/00	119.755	119.755	116.472	116.762	116.758
Primary services.....		456130-P	06/00	117.413	117.413	114.075	114.405	114.399
Optical goods retailer services, in-store retailing.....		456130-A	06/00	117.413	117.413	114.075	114.405	114.399
Food (health) supplement retailers.....	456191		12/99	256.600	245.768	246.877	236.569	241.763
Primary services.....		456191-P	12/99	256.653	245.819	246.928	236.618	241.813
Food (health) supplement store services, in-store retailing.....		456191-A	12/99	256.653	245.819	246.928	236.618	241.813
Gasoline Stations and Fuel Dealers.....	457		12/22	90.995	83.655	83.041	91.054	90.399
Gasoline stations.....	4571		06/01	169.690	153.718	154.108	169.008	169.219
Gasoline stations.....	45710		06/01	169.690	153.718	154.108	169.008	169.219
Gasoline stations.....	457100		05/19	150.850	136.641	136.984	150.240	150.425
Primary products.....		457100-P	05/19	153.356	138.585	138.821	152.610	152.716
Gasoline station services.....		457100-1	05/19	153.356	138.585	138.821	152.610	152.716
Retailing of automotive fuels and lubricants.....		457100-11	05/19	183.308	155.761	156.363	176.561	173.323
Retailing of all other goods, sales of prepared foods, and repair services.....		457100-12	12/12	121.319	125.038	124.726	129.848	135.170
Fuel dealers.....	4572		06/00	309.946	308.342	290.530	318.244	301.355
Fuel dealers.....	45721		06/00	309.946	308.342	290.530	318.244	301.355
Fuel dealers.....	457210		06/00	309.937	308.333	290.522	318.234	301.347
Primary services.....		457210-P	06/00	323.738	322.041	303.205	332.513	314.653
Fuel dealer services.....		457210-1	06/00	323.738	322.041	303.205	332.513	314.653
Clothing and clothing accessories retailers.....	458		12/03	157.547	157.817	149.345	150.795	147.721
Clothing retailers.....	4581		12/03	148.337	150.532	141.336	144.004	139.292
Clothing retailers.....	45811		12/03	148.337	150.532	141.336	144.004	139.292
Clothing and clothing accessories retailers.....	458110		05/15	119.701	121.472	114.051	116.204	112.402

See footnotes at end of table.

Table 11. Producer price indexes for net output of selected industries and their products, not seasonally adjusted — Continued
[June 2023]

Title ¹	Industry code	Product code	Index base	Unadjusted index ²				
				Feb. 2023	Mar. 2023 ^P	Apr. 2023 ^P	May 2023 ^P	June 2023 ^P
Clothing and clothing accessories retailers - Continued								
Primary services.....		458110-P	05/15	119.701	121.472	114.051	116.204	112.402
Clothing and clothing accessories retailer services, in-store retailing.....		458110-A	05/15	116.396	118.107	111.447	113.173	109.612
Retailing of apparel.....		458110-A1	05/15	118.495	116.995	111.764	114.760	110.124
Retailing of men's apparel.....		458110-A11	05/15	124.634	127.466	119.938	122.016	119.623
Retailing of women's apparel.....		458110-A12	05/15	116.556	113.048	108.944	113.136	107.153
Retailing of children's apparel.....		458110-A13	05/15	119.798	119.263	112.986	112.010	109.272
Retailing of all other goods.....		458110-A2	05/15	111.662	121.675	111.285	109.740	108.935
Clothing and clothing accessories retailer services, online retailing.....		458110-B	12/22	136.076	138.208	-	-	-
Shoe retailers.....	4582		12/03	157.945	152.607	141.748	139.807	140.099
Shoe retailers.....	45821		12/03	157.945	152.607	141.748	139.807	140.099
Shoe retailers.....	458210		06/02	161.131	155.685	144.607	142.627	142.925
Primary services.....		458210-P	06/02	161.131	155.685	144.607	142.627	142.925
Shoe retailer services, in-store retailing.....		458210-A	06/02	161.131	155.685	144.607	142.627	142.925
Jewelry retailers.....	4583		12/03	189.688	188.987	187.943	188.471	188.447
Jewelry retailers.....	45831		12/03	193.052	192.339	191.277	191.814	191.790
Jewelry retailers.....	458310		06/00	209.732	208.957	207.804	208.387	208.361
Primary services.....		458310-P	06/00	210.112	209.336	208.180	208.765	208.738
Jewelry retailer services, in-store retailing.....		458310-A	06/00	211.447	210.475	209.027	209.759	215.111
Sporting goods and hobby retailers.....	4591		12/03	122.692	123.052	125.374	130.745	124.834
Sporting goods retailers.....	45911		12/03	153.434	154.171	158.179	167.448	157.456
Sporting goods retailers.....	459110		06/00	160.080	160.849	165.029	174.695	164.273
Primary services.....		459110-P	06/00	161.167	161.958	166.255	176.289	165.592
Sporting goods store services, in-store retailing.....		459110-A	06/00	159.470	160.526	166.267	179.674	165.382
Retailing of sporting goods.....		459110-A1	12/13	131.352	127.636	127.068	132.199	124.540
Hobby, toy, and game retailers.....	45912		12/03	82.860	82.695	82.695	82.695	82.398
Hobby, toy, and game retailers.....	459120		06/00	83.916	83.749	83.749	83.749	83.448
Primary services.....		459120-P	06/00	83.858	83.691	83.691	83.691	83.390
Hobby, toy, and game store services, in-store retailing.....		459120-A	06/00	83.562	83.562	83.501	83.501	83.501
Retailing of hobby and craft goods, toys, and games (including video games).....		459120-A1	12/13	85.719	85.719	85.607	85.607	85.607
Retailing of all other goods.....		459120-A2	12/13	69.675	69.675	69.689	69.689	69.689
Book retailers and news dealers.....	4592		12/03	130.759	133.616	133.009	134.025	133.718
Book retailers and news dealers.....	45921		12/03	144.111	147.259	146.590	147.709	147.371
Book retailers and news dealers.....	459210		06/00	179.214	183.130	182.297	183.689	183.268
Primary services.....		459210-P	06/00	179.090	183.010	182.177	183.568	183.147
Book retailer and news dealer services, in-store retailing.....		459210-A	06/00	180.168	185.465	184.339	186.219	185.650
Retailing of books.....		459210-A1	06/14	125.015	129.711	129.925	131.344	131.332
Retailing of all other goods.....		459210-A2	06/14	111.526	112.605	109.757	110.674	109.496
Office supplies, stationery, and gift retailers.....	4594		12/03	174.410	174.173	179.832	174.411	167.601
Office supplies, stationery, and gift retailers.....	45940		12/03	174.410	174.173	179.832	174.411	167.601
Office supplies, stationery, and gift retailers.....	459400		05/19	119.435	119.272	123.148	119.435	114.772
Primary services.....		459400-P	05/19	119.435	119.272	123.148	119.435	114.772
Office supplies, stationery, and gift retailer services, in-store retailing.....		459400-A	05/19	119.761	119.498	125.773	126.024	124.737
Air transportation.....	481		12/92	263.189	272.118	272.044	263.798	272.960
Scheduled air transportation.....	4811		12/89	322.968	335.237	334.787	323.533	335.981
Scheduled air transportation.....	48111		12/89	322.968	335.237	334.787	323.533	335.981
Scheduled passenger air transportation.....	481111		12/89	328.126	341.713	341.513	329.739	343.421
Primary services.....		481111-P	12/89	358.318	373.155	372.937	360.079	375.021
Domestic.....		481111-1	12/89	378.988	395.378	396.868	387.801	394.941
Domestic first class, including business.....		481111-101	12/99	194.484	201.935	203.945	199.234	190.488
Domestic coach.....		481111-102	12/99	215.990	225.427	226.152	220.990	226.308
International.....		481111-2	12/89	269.194	279.067	275.750	257.791	284.881
International first class, including business.....		481111-201	09/18	116.566	121.324	117.377	104.809	114.862
International coach.....		481111-202	12/89	270.797	280.594	277.955	261.222	288.939
Scheduled freight air transportation.....	481112		12/03	186.620	178.084	174.204	172.420	165.272
Primary services.....		481112-P	12/87	174.455	168.523	167.257	166.200	158.303
Scheduled freight air transportation services.....		481112-1	12/87	182.431	176.620	174.675	173.107	164.817
Domestic scheduled freight air transportation services.....		481112-101	12/14	120.197	116.966	117.597	115.577	111.706
International scheduled freight air transportation services.....		481112-102	12/14	77.169	74.415	72.644	72.470	68.175
Scheduled mail air transportation services.....		481112-2	12/87	150.206	139.662	147.195	152.708	146.345

See footnotes at end of table.

Table 11. Producer price indexes for net output of selected industries and their products, not seasonally adjusted — Continued
[June 2023]

Title ¹	Industry code	Product code	Index base	Unadjusted index ²				
				Feb. 2023	Mar. 2023 ^P	Apr. 2023 ^P	May 2023 ^P	June 2023 ^P
Nonscheduled air transportation.....	4812		12/96	203.207	202.552	204.556	204.719	204.853
Nonscheduled air transportation.....	48121		12/96	203.207	202.552	204.556	204.719	204.853
Nonscheduled air passenger chartering.....	481211		06/92	206.696	207.785	210.076	210.310	210.502
Primary services.....		481211-P	12/00	166.185	166.959	169.020	169.231	169.403
Domestic nonscheduled air passenger services.....		481211-1	06/08	120.255	120.777	121.035	121.221	121.373
International nonscheduled air passenger services.....		481211-2	06/08	110.604	111.277	117.820	117.820	117.820
Nonscheduled air freight chartering.....	481212		06/08	148.424	144.835	145.853	145.853	145.853
Primary services.....		481212-P	06/08	145.861	142.196	143.236	143.236	143.236
Domestic nonscheduled air freight services.....		481212-1	06/08	196.895	196.895	196.895	196.895	196.895
International nonscheduled air freight services.....		481212-2	06/08	107.806	100.049	102.250	102.250	102.250
Rail transportation.....	482		12/96	232.367	231.944	231.485	229.385	228.593
Rail transportation.....	4821		12/96	232.367	231.944	231.485	229.385	228.593
Rail transportation.....	48211		12/96	232.367	231.944	231.485	229.385	228.593
Line-haul railroads.....	482111		12/84	259.191	258.719	258.207	255.864	254.981
Primary services.....		482111-P	12/84	259.191	258.719	258.207	255.864	254.981
Freight rail transportation.....		482111-4	05/15	129.624	129.381	129.118	127.912	127.458
Carload freight rail transportation.....		482111-411	12/96	234.498	234.103	234.691	234.361	234.157
Intermodal freight rail transportation.....		482111-412	12/96	220.646	220.064	215.692	206.810	203.755
Passenger rail transportation.....		482111-5	12/96	181.801	181.801	181.801	181.801	181.801
Coach service class.....		482111-506	06/05	164.929	164.929	164.929	164.929	164.929
All other service classes.....		482111-507	06/05	157.022	157.022	157.022	157.022	157.022
Water transportation.....	483		12/03	198.656	194.642	194.344	195.278	196.214
Deep sea freight transportation.....	483111		06/88	446.935	433.850	428.886	428.749	430.251
Primary services.....		483111-P	06/88	456.584	443.217	438.145	438.005	439.540
Deep sea freight transportation services.....		483111-5	06/88	456.584	443.217	438.145	438.005	439.540
Coastal and Great Lakes freight transport.....	483113		12/03	218.841	215.180	217.232	213.723	214.986
Primary services.....		483113-P	12/03	212.579	209.112	211.170	207.650	209.040
Coastal and intercoastal freight transportation.....		483113-1	12/03	186.819	183.021	186.150	182.717	185.234
Great Lakes - St. Lawrence Seaway freight transportation.....		483113-2	12/91	237.559	237.196	235.038	229.030	229.350
Coastal and intercoastal towing transportation.....		483113-3	12/03	276.158	272.556	272.556	270.712	267.899
Inland water transportation.....	4832		12/03	193.977	194.075	192.820	212.457	213.549
Inland water transportation.....	48321		12/03	193.981	194.079	192.824	212.461	213.553
Inland water freight transportation.....	483211		12/90	246.081	246.206	244.613	269.525	270.911
Primary services.....		483211-P	12/90	250.587	250.712	249.056	275.021	276.468
Inland water freight transportation services.....		483211-3	12/90	250.587	250.712	249.056	275.021	276.468
Truck transportation.....	484		12/03	193.339	194.625	185.833	188.807	185.459
General freight trucking.....	4841		12/03	203.435	205.733	194.324	198.198	193.586
General freight trucking, local.....	48411		12/03	184.781	176.961	178.130	172.098	171.185
General freight trucking, local.....	484110		12/03	184.804	176.984	178.154	172.122	171.210
Primary services.....		484110-P	06/93	197.607	184.263	184.395	175.349	173.540
General freight trucking services, local.....		484110-1	06/93	197.607	184.263	184.395	175.349	173.540
General freight trucking, local, truckload.....		484110-15	06/09	137.436	124.588	124.331	111.642	111.642
General freight trucking, local, less than truckload.....		484110-16	06/09	148.089	147.392	148.402	158.307	153.672
Other receipts.....		484110-SM	12/03	202.830	200.377	203.036	199.610	-
General freight trucking, long-distance.....	48412		12/03	207.723	213.117	197.948	204.837	199.139
General freight trucking, long-distance TL.....	484121		12/03	194.459	202.307	184.407	192.266	185.697
Primary services.....		484121-P	06/92	193.505	188.045	182.593	176.551	169.014
General freight trucking, long-distance, truckload.....		484121-2	06/92	193.505	188.045	182.593	176.551	169.014
General freight trucking, long-distance LTL.....	484122		12/03	236.298	233.331	228.176	231.510	229.124
Primary services.....		484122-P	06/92	398.398	393.394	384.703	390.325	386.303
General freight trucking, long-distance less than truckload.....		484122-1	06/92	398.398	393.394	384.703	390.325	386.303
Specialized freight trucking.....	4842		12/03	172.098	170.867	168.734	169.534	169.514
Used household and office goods moving.....	48421		12/03	166.036	164.566	163.470	168.464	175.201
Used household and office goods moving.....	484210		12/03	165.999	164.529	163.433	168.426	175.161
Primary services.....		484210-P	12/03	169.142	167.645	166.528	171.615	178.478
Used household and office goods moving, except local.....		484210-2	06/92	262.399	258.872	256.241	262.353	278.517
Residential moving services, except local.....		484210-21	09/15	141.585	139.367	138.098	142.152	152.446
Commercial and other goods moving services, except local.....		484210-22	09/15	119.246	119.246	117.284	116.215	115.561
Used household and office goods moving, local.....		484210-4	12/03	144.443	144.443	144.443	150.679	150.679
Residential moving services, local.....		484210-41	09/15	125.272	125.272	125.272	131.507	131.507
Commercial and other goods moving services, local.....		484210-42	09/15	117.393	117.393	117.393	118.112	118.112

See footnotes at end of table.

Table 11. Producer price indexes for net output of selected industries and their products, not seasonally adjusted — Continued
 [June 2023]

Title ¹	Industry code	Product code	Index base	Unadjusted index ²				
				Feb. 2023	Mar. 2023 ^P	Apr. 2023 ^P	May 2023 ^P	June 2023 ^P
Specialized freight (except used) trucking, local.....	48422		12/03	180.184	179.934	179.631	178.588	178.265
Specialized freight (except used goods) trucking, local.....	484220		12/03	180.194	179.943	179.641	178.598	178.275
Primary services.....		484220-P	06/93	218.271	217.889	217.430	215.842	215.351
Specialized freight (except used goods) trucking, local.....		484220-6	06/93	218.271	217.889	217.430	215.842	215.351
Local hazardous materials trucking (except waste).....		484220-601	06/13	132.801	131.476	129.723	129.723	128.441
Local agricultural products trucking without storage.....		484220-602	06/13	106.233	106.233	106.233	100.633	100.633
Dump trucking.....		484220-603	06/13	147.411	147.411	147.411	147.411	147.411
Local specialized trucking without storage.....		484220-604	06/13	122.145	122.062	122.062	122.062	121.714
Specialized freight (except used) trucking, long-distance.....	48423		12/03	166.248	164.156	159.872	160.911	158.692
Specialized freight (except used goods) trucking, long-distance.....	484230		12/03	166.254	164.163	159.878	160.917	158.699
Primary services.....		484230-P	06/01	163.609	161.485	156.799	157.989	155.537
Specialized freight (except used goods) trucking, long-distance.....		484230-6	06/01	163.609	161.485	156.799	157.989	155.537
Agricultural products trucking, long-distance.....		484230-602	06/13	147.382	146.444	144.686	142.833	140.325
All other specialized trucking, long-distance.....		484230-603	06/13	129.467	127.660	123.632	124.954	123.052
Pipeline Transportation.....	486		05/22	108.195	108.195	107.067	107.297	105.975
Pipeline transportation of crude oil.....	4861		12/03	280.637	280.637	271.673	271.673	271.673
Pipeline transportation of crude oil.....	48611		12/03	280.637	280.637	271.673	271.673	271.673
Pipeline transportation of crude oil.....	486110		06/86	311.017	311.017	301.082	301.082	301.082
Primary services.....		486110-P	06/86	311.987	311.987	301.472	301.472	301.472
Pipeline transportation of crude oil.....		486110-3	06/86	302.723	302.723	292.520	292.520	292.520
Trans-Alaskan Pipeline System transportation.....		486110-311	06/86	119.479	119.479	119.479	119.479	119.479
Pipeline transportation of crude petroleum, except on the Trans-Alaskan Pipeline System.....		486110-312	06/86	409.010	409.010	394.383	394.383	394.383
Pipeline transportation of natural gas.....	4862		05/22	105.353	105.353	104.750	105.134	102.928
Pipeline transportation of natural gas.....	48621		05/22	105.353	105.353	104.750	105.134	102.928
Pipeline transportation of natural gas.....	486210		05/22	105.353	105.353	104.750	105.134	102.928
Primary services.....		486210-P	05/22	105.353	105.353	104.750	105.134	102.928
Pipeline transportation of natural gas services.....		486210-1	05/22	105.353	105.353	104.750	105.134	102.928
Other pipeline transportation.....	4869		12/03	206.832	206.832	206.832	206.832	206.832
Pipeline transportation of refined petroleum products.....	48691		12/03	206.832	206.832	206.832	206.832	206.832
Refined petroleum product pipeline transport.....	486910		06/86	236.700	236.700	236.700	236.700	236.700
Primary services.....		486910-P	06/86	237.091	237.091	237.091	237.091	237.091
Pipeline transportation of refined petroleum products.....		486910-1	06/86	240.475	240.475	240.475	240.475	240.475
Transportation support activities.....	488		12/03	142.725	140.036	138.408	137.960	139.066
Air transportation support activities.....	4881		12/96	201.745	203.300	203.324	203.392	203.101
Airport operations.....	48811		12/03	151.770	154.338	154.559	154.805	154.459
Other airport operations.....	488119		12/03	151.795	154.363	154.584	154.830	154.484
Primary services.....		488119-P	06/92	210.197	213.753	214.060	214.401	213.921
Aeronautical services.....		488119-5	06/14	118.001	119.524	119.070	118.877	118.903
Landing fees.....		488119-501	06/14	109.379	113.165	112.159	112.132	112.208
Terminal rental.....		488119-502	06/14	128.147	128.692	128.431	128.003	128.003
Other aeronautical services.....		488119-503	06/14	113.109	113.109	113.109	113.109	113.109
Non-aeronautical services.....		488119-6	06/14	122.642	125.262	126.162	126.803	126.184
Airport parking.....		488119-601	06/14	134.979	136.171	136.171	136.171	137.267
Lease space for rental cars.....		488119-602	06/14	127.175	133.121	136.853	139.309	133.837
Lease space for concessions.....		488119-603	06/92	161.362	170.605	172.026	173.439	171.960
Other non-aeronautical services.....		488119-604	06/14	109.110	109.110	109.110	109.110	109.936
Other air transportation support activities.....	48819		12/03	171.512	170.421	170.089	169.811	169.786
Other support activities for air transport.....	488190		12/03	171.507	170.415	170.084	169.806	169.780
Primary services.....		488190-P	06/92	220.189	219.235	218.807	218.548	218.548
Other air transportation support activities.....		488190-5	06/07	152.858	152.197	151.899	151.720	151.720
Water transportation support activities.....	4883		12/03	160.425	159.746	159.562	161.202	161.096
Port and harbor operations.....	48831		12/03	188.522	186.832	185.874	187.617	187.697
Port and harbor operations.....	488310		12/03	188.545	186.855	185.897	187.639	187.720
Primary services.....		488310-P	12/03	191.758	189.821	188.724	190.720	190.813
Port and harbor services.....		488310-1	12/03	191.758	189.821	188.724	190.720	190.813
Marine cargo handling.....	48832		12/03	150.958	150.925	150.947	151.122	151.151
Marine cargo handling.....	488320		12/91	170.039	170.001	170.027	170.224	170.256
Primary services.....		488320-P	12/91	165.836	165.799	165.824	166.017	166.050
Movement of containers.....		488320-8	12/98	148.901	148.869	148.879	148.949	148.949
Other marine cargo handling.....		488320-9	12/98	155.315	155.277	155.392	156.381	156.636

See footnotes at end of table.

Table 11. Producer price indexes for net output of selected industries and their products, not seasonally adjusted — Continued
[June 2023]

Title ¹	Industry code	Product code	Index base	Unadjusted index ²				
				Feb. 2023	Mar. 2023 ^p	Apr. 2023 ^p	May 2023 ^p	June 2023 ^p
Navigational services to shipping.....	48833		12/03	166.106	164.855	164.846	169.523	168.985
Navigational services to shipping.....	488330		12/92	217.918	216.276	216.265	222.401	221.695
Primary services.....		488330-P	12/92	223.068	221.265	221.153	227.892	227.116
Navigational services to shipping and salvage.....		488330-1	12/92	223.068	221.265	221.153	227.892	227.116
Freight transportation arrangement.....	4885		12/96	121.466	116.463	113.750	112.591	114.596
Freight transportation arrangement.....	48851		12/96	121.466	116.463	113.750	112.591	114.596
Freight transportation arrangement.....	488510		12/94	123.946	118.843	116.075	114.892	116.938
Primary services.....		488510-P	12/94	124.221	118.765	115.805	114.540	116.692
Freight forwarding.....		488510-1	12/94	107.320	107.090	107.601	107.598	107.598
Arrangement of freight and cargo n.e.c.....		488510-2	12/94	139.990	129.410	123.043	120.542	124.803
U.S. Postal Service.....	491		06/89	281.228	281.228	281.228	281.228	281.228
U.S. Postal Service.....	4911		06/89	281.228	281.228	281.228	281.228	281.228
U.S. Postal Service.....	49111		06/89	281.228	281.228	281.228	281.228	281.228
U.S. Postal Service.....	491110		06/89	281.228	281.228	281.228	281.228	281.228
Primary services.....		491110-P	06/89	281.228	281.228	281.228	281.228	281.228
Mailing services (market dominant services).....		491110-7	12/12	139.462	139.462	139.462	139.462	139.462
First class mail.....		491110-71	06/89	248.829	248.829	248.829	248.829	248.829
Retail letters.....		491110-711	12/12	139.838	139.838	139.838	139.838	139.838
Commercial letters.....		491110-712	12/12	133.618	133.618	133.618	133.618	133.618
Retail and commercial flats.....		491110-713	12/12	136.039	136.039	136.039	136.039	136.039
Other first class mail and fees.....		491110-714	12/12	159.165	159.165	159.165	159.165	159.165
Periodicals mail.....		491110-72	06/89	330.638	330.638	330.638	330.638	330.638
Outside county.....		491110-721	06/89	337.676	337.676	337.676	337.676	337.676
Other periodicals mail and fees.....		491110-722	12/12	131.976	131.976	131.976	131.976	131.976
Standard class mail.....		491110-73	06/89	317.670	317.670	317.670	317.670	317.670
High density and saturation flats and parcels.....		491110-731	12/12	123.767	123.767	123.767	123.767	123.767
Carrier route basic mail.....		491110-732	12/12	137.752	137.752	137.752	137.752	137.752
Bulk letters.....		491110-733	12/12	136.170	136.170	136.170	136.170	136.170
Bulk flats.....		491110-734	12/12	147.486	147.486	147.486	147.486	147.486
Other standard mail and fees.....		491110-735	12/12	178.596	178.596	178.596	178.596	178.596
Package services mail.....		491110-74	06/89	314.194	314.194	314.194	314.194	314.194
Special services and fees.....		491110-75	06/89	333.232	333.232	333.232	333.232	333.232
Shipping services (competitive services).....		491110-8	12/12	171.832	171.832	171.832	171.832	171.832
Domestic priority mail.....		491110-81	06/89	405.137	405.137	405.137	405.137	405.137
Other shipping services and shipping special services & fees.....		491110-82	12/12	194.467	194.467	194.467	194.467	194.467
Couriers and messengers.....	492		12/03	308.190	307.441	305.612	303.505	302.816
Couriers and express delivery services.....	4921		12/03	319.281	318.461	316.460	314.153	313.400
Couriers and express delivery services.....	49211		12/03	319.298	318.478	316.476	314.169	313.416
Couriers and express delivery services.....	492110		12/03	319.254	318.434	316.433	314.127	313.373
Primary services.....		492110-P	12/03	320.377	319.555	317.546	315.229	314.473
Standard courier services.....		492110-1	12/92	469.094	468.315	467.535	467.146	465.977
Expedited courier services.....		492110-2	12/87	485.730	483.716	476.756	467.808	466.774
Domestic expedited courier services.....		492110-201	12/98	443.663	441.811	435.446	427.263	426.301
International expedited courier services.....		492110-202	12/98	377.755	376.213	370.815	363.875	363.104
Local messengers and local delivery.....	4922		12/03	167.229	167.229	167.229	167.229	167.229
Local messengers and local delivery.....	49221		12/03	166.885	166.885	166.885	166.885	166.885
Local messengers and local delivery.....	492210		12/03	166.856	166.856	166.856	166.856	166.856
Primary services.....		492210-P	12/92	215.265	215.265	215.265	215.265	215.265
Local messengers and local delivery services.....		492210-1	12/92	215.265	215.265	215.265	215.265	215.265
Warehousing and storage.....	493		12/06	148.353	147.739	147.723	140.322	137.653
Warehousing and storage.....	4931		12/06	148.303	147.689	147.673	140.274	137.606
General warehousing and storage.....	49311		12/03	155.517	155.155	154.988	145.245	141.540
General warehousing and storage.....	493110		12/03	155.610	155.248	155.081	145.332	141.625
Primary services.....		493110-P	06/93	170.405	170.008	169.826	159.149	155.090
General warehousing and storage services.....		493110-1	06/93	170.405	170.008	169.826	159.149	155.090
Refrigerated warehousing and storage.....	49312		12/03	147.364	145.336	146.011	147.112	148.407
Refrigerated warehousing and storage.....	493120		12/91	161.946	159.718	160.460	161.669	163.092
Primary services.....		493120-P	12/91	162.226	159.994	160.738	161.949	163.375
Warehousing and storage of refrigerated goods.....		493120-2	12/91	162.412	160.177	160.921	162.134	163.561
Farm product warehousing and storage.....	49313		12/03	140.958	140.883	141.040	140.742	140.717
Farm product warehousing and storage.....	493130		12/92	163.891	163.804	163.986	163.639	163.610

See footnotes at end of table.

Table 11. Producer price indexes for net output of selected industries and their products, not seasonally adjusted — Continued
[June 2023]

Title ¹	Industry code	Product code	Index base	Unadjusted index ²				
				Feb. 2023	Mar. 2023 ^p	Apr. 2023 ^p	May 2023 ^p	June 2023 ^p
Farm product warehousing and storage - Continued								
Primary services.....		493130-P	12/92	161.962	161.962	162.121	161.874	161.874
Farm product warehousing and storage services.....		493130-1	12/92	161.962	161.962	162.121	161.874	161.874
Publishing industries.....	513		12/22	102.643	102.919	102.716	102.908	103.396
Newspaper, book, and directory publishers.....	5131		12/22	102.220	102.840	103.127	103.279	103.495
Newspaper publishers.....	51311		12/22	99.690	99.670	99.671	99.677	99.683
Newspaper publishers.....	513110		12/22	99.690	99.670	99.671	99.677	99.683
Primary services.....		513110-P	12/22	99.690	99.670	99.671	99.677	99.683
Newspaper publishing.....		513110-1	12/22	99.690	99.670	99.671	99.677	99.683
Newspaper publishing from print publishers.....		513110-11	12/79	601.191	601.068	601.072	601.110	601.146
Newspaper advertising sales.....		513110-111	09/15	89.402	89.312	89.312	89.312	89.312
Newspaper advertising sales, print only.....		513110-1111	09/15	86.869	86.764	86.764	86.764	86.764
Newspaper advertising sales, digital only and print and digital bundled.....		513110-1112	09/15	104.357	104.357	104.357	104.357	104.357
Newspaper subscription and single copy sales.....		513110-112	09/15	179.775	179.803	179.804	179.821	179.837
Newspaper subscriptions, print only.....		513110-1121	09/15	178.175	178.175	178.175	178.175	178.175
Newspaper subscriptions, online only and print and online bundled.....		513110-1122	09/15	196.260	196.631	196.650	196.870	197.075
Periodical publishers.....	51312		12/22	104.107	105.555	105.467	105.679	105.679
Periodical publishers.....	513120		12/22	104.087	105.530	105.443	105.653	105.653
Primary services.....		513120-P	12/22	102.062	103.030	103.030	103.030	103.030
Periodical publishing.....		513120-1	12/22	102.062	103.030	103.030	103.030	103.030
Periodical publishing from print publishers.....		513120-11	12/79	458.212	462.561	462.561	462.561	462.561
Periodicals, advertising sales.....		513120-111	12/14	107.895	109.546	109.546	109.546	109.546
Specialized business and professional periodicals, advertising sales.....		513120-1111	12/79	516.531	—	—	—	—
General and consumer periodicals, advertising sales.....		513120-1112	12/79	662.887	—	—	—	—
Periodicals, subscriptions and single copy sales.....		513120-112	12/14	103.987	104.178	104.178	104.178	104.178
Specialized business and professional periodicals, subscriptions and single copy sales.....		513120-1121	12/79	580.511	580.511	580.511	580.511	580.511
General and consumer periodicals, subscriptions and single copy sales.....		513120-1122	12/06	100.114	100.339	100.339	100.339	100.339
Book publishers.....	51313		12/22	102.332	103.059	103.874	104.341	104.690
Book publishers.....	513130		12/22	102.314	103.037	103.845	104.308	104.655
Primary services.....		513130-P	12/22	102.604	103.416	104.326	104.847	105.237
Book publishing from print publishers.....		513130-1	12/80	540.137	544.416	549.206	551.947	554.002
Print book publishing.....		513130-101	09/15	130.831	131.867	133.027	133.691	134.189
General adult and juvenile book publishing.....		513130-1011	06/09	108.065	108.474	108.963	110.893	112.679
General adult book publishing.....		513130-10111	06/09	110.735	111.035	110.201	112.990	115.904
Juvenile book publishing.....		513130-10112	06/09	98.671	99.162	100.922	101.886	102.448
Textbook publishing, including teachers' editions and workbooks.....		513130-1012	12/80	916.450	911.260	921.148	912.218	911.886
College textbook publishing.....		513130-10121	12/80	978.877	958.993	996.876	962.662	961.391
Elementary and high school textbook publishing.....		513130-10122	12/02	203.649	203.649	203.649	203.649	203.649
Technical, scientific, and professional book publishing.....		513130-1013	12/80	886.645	914.835	924.080	924.080	924.080
General reference book publishing.....		513130-1014	12/80	219.308	217.076	215.835	219.154	217.148
Religious book publishing.....		513130-1015	12/80	255.387	248.886	261.628	264.054	261.642
Directory and mailing list publishers.....	51314		12/22	104.387	104.780	105.237	104.809	105.426
Directory and mailing list publishers.....	513140		12/22	104.375	104.769	105.227	104.798	105.416
Primary services.....		513140-P	12/22	104.109	104.522	105.002	104.552	105.200
Directory and mailing list publishing.....		513140-1	12/22	104.109	104.522	105.002	104.552	105.200
Directory and mailing list publishing from print publishers.....		513140-11	12/03	129.792	130.110	132.108	127.794	131.242
Directory and mailing list publishing from print - ad sales incl. phone directory listings.....		513140-111	09/84	293.846	293.846	293.846	293.846	293.846
Directory and mailing list publishing from print - subscription, content, and licensing sales.....		513140-112	01/08	151.779	152.406	156.338	147.847	154.635
Directory and mailing list publishing from Internet publishers.....		513140-12	12/22	103.624	104.081	104.227	104.670	104.688
Other publishers.....	51319		12/22	101.172	101.197	101.120	101.166	101.777
Greeting card publishers.....	513191		12/22	100.069	100.086	99.964	99.968	100.020
Primary services.....		513191-P	12/22	100.000	100.017	99.884	99.884	99.884
Greeting card publishing.....		513191-1	12/22	100.000	100.017	99.884	99.884	99.884
Greeting card publishing from print publishers.....		513191-101	12/85	242.525	242.565	242.243	242.243	242.243
All other publishers.....	513199		12/22	104.633	104.687	104.748	104.927	107.299
Primary services.....		513199-P	12/22	103.576	103.640	103.713	103.925	106.749
All other publishing including yearbooks, art prints, patterns, and trading cards.....		513199-1	12/22	103.576	103.640	103.713	103.925	106.749
All other publishing including yearbooks, art prints, patterns, and trading cards, from print.....		513199-11	12/03	129.727	129.808	129.899	130.165	133.702
Other receipts.....		513199-SM	12/03	130.035	130.035	130.035	130.035	—
Software publishers.....	5132		12/03	94.309	94.331	93.812	94.017	94.647

See footnotes at end of table.

Table 11. Producer price indexes for net output of selected industries and their products, not seasonally adjusted — Continued
 [June 2023]

Title ¹	Industry code	Product code	Index base	Unadjusted index ²				
				Feb. 2023	Mar. 2023 ^p	Apr. 2023 ^p	May 2023 ^p	June 2023 ^p
Software publishers.....	51321		12/03	94.309	94.331	93.812	94.017	94.646
Software publishers.....	513210		12/97	89.142	89.162	88.673	88.864	89.458
Primary services.....		513210-P	12/97	93.181	93.204	92.649	92.977	93.762
Software publishing, except games.....		513210-5	06/06	101.760	101.745	101.038	101.656	102.477
System & application software publishing, excluding maintenance, tech support & games.....		513210-505	05/22	101.204	101.194	100.901	101.563	102.452
System software publishing.....		513210-50501	05/22	104.231	103.826	103.807	103.811	104.821
Application software publishing.....		513210-50502	12/97	106.690	107.180	106.512	108.068	108.887
Desktop and portable device application software publishing.....		513210-505021	06/06	103.113	103.115	100.588	103.698	104.850
Other application software publishing.....		513210-505022	06/06	118.721	119.615	120.264	120.808	121.452
Software maintenance, technical support, and other services related to software publishing.....		513210-506	12/97	177.105	177.002	169.077	169.386	169.617
Game software publishing.....		513210-7	12/13	85.015	85.501	86.156	83.464	84.592
Other receipts.....		513210-SM	12/97	56.050	56.050	56.050	55.266	—
Broadcasting, except Internet.....	516		12/03	124.769	122.010	124.713	126.859	124.516
Radio and television broadcasting.....	5161		06/01	101.910	102.072	102.171	101.395	100.903
Radio broadcasting.....	51611		12/03	98.104	96.674	95.640	99.848	97.267
Radio broadcasting stations.....	516110		06/88	177.213	174.629	172.760	180.363	175.699
Primary services.....		516110-P	06/88	177.778	175.137	173.227	180.997	176.231
Radio station services.....		516110-1	06/88	188.428	185.628	183.605	191.840	186.789
Radio station advertising sales.....		516110-101	06/88	180.744	177.533	175.213	184.657	178.864
Radio station advertising sales, local.....		516110-10101	12/95	136.415	133.934	132.234	139.130	133.619
Radio station advertising sales, national and regional.....		516110-10102	12/95	119.925	117.926	116.268	123.071	121.849
Other radio station services.....		516110-102	12/03	141.978	141.978	141.978	141.978	141.978
Other receipts.....		516110-SM	12/03	135.073	135.116	135.116	135.073	135.087
Television broadcasting.....	51612		12/03	95.862	96.505	96.948	94.679	94.865
Television broadcasting stations.....	516120		06/01	96.582	97.230	97.677	95.389	95.577
Primary services.....		516120-P	06/01	77.817	78.313	78.655	76.909	77.068
Television station advertising sales.....		516120-3	06/08	78.506	79.344	79.922	76.970	77.240
Other television station broadcasting services.....		516120-4	06/08	117.939	117.939	117.939	117.939	117.939
Other receipts.....		516120-SM	06/01	191.663	191.646	191.592	191.567	190.561
Cable and other subscription programming.....	5162		12/03	141.800	137.176	141.560	145.459	141.983
Cable and other subscription programming.....	51621		12/03	144.242	139.538	143.998	147.964	144.428
Media streaming dist svcs, social networks, and other media networks and content providers.....	516210		12/03	141.851	137.226	141.618	145.464	142.021
Primary services.....		516210-P	12/03	148.349	143.500	148.036	152.611	148.656
Cable networks.....		516210-1	12/03	142.061	136.943	143.668	146.704	141.795
Cable network advertising services.....		516210-11	06/93	173.792	166.690	176.022	179.782	172.971
Cable network programming services.....		516210-12	06/93	286.400	286.400	286.400	291.951	291.951
Radio network and national syndication services.....		516210-3	12/95	112.605	103.585	103.468	119.902	115.784
Telecommunications.....	517		12/03	107.525	108.171	108.354	107.902	108.139
Wired and wireless telecommunications carriers.....	5173		12/17	110.169	110.836	111.025	110.559	110.803
Wired and wireless telecommunications carriers.....	51731		12/17	110.169	110.836	111.025	110.559	110.803
Wired telecommunications carriers.....	517311		12/03	135.934	137.308	137.688	136.735	137.229
Primary products.....		517311-P	12/03	135.748	137.120	137.499	136.548	137.041
Local telephone service, except private lines.....		517311-1	12/03	148.839	150.770	151.824	152.424	152.235
Residence local telephone service.....		517311-111	12/03	164.420	165.566	166.771	167.975	167.970
Business and other local telephone service.....		517311-112	12/03	129.297	132.615	133.464	133.086	132.582
Public switched toll service.....		517311-2	12/03	133.860	132.518	135.071	136.255	135.139
Residence switched toll service.....		517311-21	12/03	197.354	197.304	201.862	207.269	207.849
Business switched toll and other toll service.....		517311-22	12/03	66.956	65.702	66.740	66.227	64.997
Private line telephone service.....		517311-3	12/03	97.771	97.744	97.955	98.622	98.644
All-distance telephone service.....		517311-4	12/11	139.032	139.031	139.941	139.233	141.117
Residential all-distance telephone service.....		517311-401	12/11	141.533	141.576	142.709	143.715	149.862
Business all-distance telephone service.....		517311-402	12/11	136.852	136.813	137.531	135.350	133.570
Video programming distribution.....		517311-5	12/03	180.389	183.631	184.664	184.635	187.677
Video programming subscriber services.....		517311-501	06/93	258.594	263.564	265.147	265.102	269.765
Advertising services.....		517311-502	06/93	115.499	115.499	115.499	115.499	115.499
Internet access services.....		517311-6	06/04	60.378	60.865	60.801	60.145	60.319
Residential Internet access services.....		517311-601	12/11	89.641	89.636	89.479	89.267	89.231
Business Internet access services.....		517311-602	12/11	97.493	100.298	100.363	97.193	98.294
Bundled access services.....		517311-7	12/11	129.380	131.006	130.945	128.907	129.142
Other wired telecommunications services.....		517311-9	12/03	105.075	105.075	105.075	105.075	105.075
Wireless telecommunications carriers.....	517312		06/99	43.967	43.967	43.972	43.968	43.973

See footnotes at end of table.

Table 11. Producer price indexes for net output of selected industries and their products, not seasonally adjusted — Continued
[June 2023]

Title ¹	Industry code	Product code	Index base	Unadjusted index ²				
				Feb. 2023	Mar. 2023 ^p	Apr. 2023 ^p	May 2023 ^p	June 2023 ^p
Wireless telecommunications carriers - Continued								
Primary services.....		517312-P	06/99	43.455	43.455	43.459	43.455	43.461
Wireless telecommunications services.....		517312-1	06/99	43.455	43.455	43.459	43.455	43.461
Data processing and related services.....	5182		12/03	113.858	114.088	114.049	114.139	114.377
Data processing and related services.....	51821		12/03	113.858	114.088	114.049	114.139	114.377
Data processing, hosting and related services.....	518210		12/00	117.529	117.766	117.726	117.818	118.065
Primary services.....		518210-P	12/00	111.005	111.273	111.228	111.333	111.611
Business process management services.....		518210-1	12/00	104.507	104.507	104.652	104.652	104.652
Data management, information transformation, and related services.....		518210-4	12/00	105.582	105.582	105.582	105.582	105.582
Hosting, ASP, and other IT infrastructure provisioning services.....		518210-5	12/06	112.119	112.601	112.452	112.640	113.141
Other receipts.....		518210-SM	12/00	138.116	138.116	138.116	138.116	138.116
Depository credit intermediation.....	5221		12/03	136.974	132.175	135.804	135.097	136.424
Commercial banking.....	52211		12/03	140.693	135.537	139.392	138.540	139.876
Commercial banking.....	522110		12/03	140.693	135.537	139.392	138.540	139.876
Primary services.....		522110-P	12/03	140.693	135.537	139.392	138.540	139.876
Loan services.....		522110-1	12/03	232.760	218.285	226.657	224.406	222.746
Residential real estate loans, except home equity.....		522110-101	12/03	90.326	84.239	87.588	85.007	81.658
Nonresidential real estate loans.....		522110-102	12/03	554.589	518.559	541.550	530.725	531.610
Home equity loans.....		522110-103	12/03	247.525	243.746	249.749	251.765	250.417
Commercial, industrial, and agricultural loans, except real estate.....		522110-105	12/03	238.478	220.941	228.366	231.417	228.962
New and used auto and truck loans.....		522110-106	12/03	93.301	81.190	85.304	82.937	78.117
Credit cards, overdraft credit, and related plans.....		522110-107	12/03	193.704	188.216	192.248	189.563	193.093
Other loan services.....		522110-108	12/03	115.259	112.213	116.449	112.838	113.867
Deposit services.....		522110-2	12/03	62.346	64.182	64.689	64.732	68.404
Demand deposits.....		522110-201	12/11	87.957	95.914	95.260	96.392	104.334
Time and other deposits.....		522110-202	12/11	141.472	138.614	141.559	140.253	144.974
Trust services.....		522110-3	12/03	98.012	98.044	98.012	100.555	100.567
Other banking services.....		522110-4	12/03	102.080	102.080	102.080	102.080	102.080
Savings institutions.....	52218		12/03	101.740	101.727	102.409	103.863	105.270
Savings institutions and other depository credit intermediation.....	522180		12/03	101.741	101.728	102.410	103.864	105.271
Primary services.....		522180-P	12/03	101.905	101.891	102.575	104.031	105.440
Loan services.....		522180-1	12/03	113.637	113.055	115.430	117.589	119.407
Residential real estate loans, except home equity.....		522180-101	12/03	84.367	87.447	84.910	86.831	85.951
Nonresidential real estate loans.....		522180-102	12/03	198.864	195.158	194.092	197.034	204.674
Home equity loans.....		522180-103	12/03	318.518	320.079	328.297	328.232	329.477
Commercial, industrial, and agricultural loans, except real estate.....		522180-105	12/03	264.894	268.845	273.348	288.038	288.432
New and used auto and truck loans.....		522180-106	12/03	92.736	93.616	97.063	101.283	103.458
Credit cards, overdraft credit, and related plans.....		522180-109	12/11	129.911	120.579	134.199	137.351	142.231
Other loan services.....		522180-111	12/03	96.052	94.468	100.723	95.941	97.108
Deposit services.....		522180-2	12/03	96.301	97.401	94.170	94.583	95.517
Demand deposits.....		522180-201	12/11	108.162	113.918	115.009	116.234	120.906
Time and other deposits.....		522180-202	12/11	126.372	126.359	129.598	120.895	120.951
Trusts and other banking services.....		522180-3	12/03	174.324	174.324	195.693	195.693	195.693
Security, commodity contracts and like activity.....	523		12/03	249.736	245.108	249.866	250.999	250.286
Securities and commodity contracts intermediation and brokerage.....	5231		06/00	204.039	204.606	204.318	212.251	211.370
Investment banking and securities intermediation.....	52315		12/22	107.756	108.055	107.903	112.093	111.627
Investment banking and securities intermediation.....	523150		12/22	107.756	108.055	107.903	112.093	111.627
Primary services.....		523150-P	12/22	107.756	108.055	107.903	112.093	111.627
Securities brokerage.....		523150-1	12/03	124.704	123.298	126.876	130.949	129.927
Brokerage services.....		523150-101	06/00	54.416	54.047	54.172	56.473	54.943
Brokerage services, equities and ETFs.....		523150-1011	06/00	45.241	44.303	44.480	49.665	46.797
Brokerage services, all other securities.....		523150-1012	06/00	74.503	74.637	74.733	74.572	74.093
Other securities related services including margin lending and mutual fund sales.....		523150-102	06/00	183.371	180.923	188.416	193.593	193.774
Investment banking and securities dealing.....		523150-2	12/03	435.410	440.817	431.211	449.998	449.275
Dealer transactions.....		523150-201	06/00	116.217	119.505	105.422	110.051	109.711
Dealer transactions, equity securities.....		523150-2011	06/05	131.906	128.890	102.974	118.937	118.906
Dealer transactions, debt securities and all other trading.....		523150-2012	06/00	130.911	144.068	142.121	132.331	131.449
Investment banking services.....		523150-202	06/00	255.795	259.592	257.559	261.265	259.751
Other securities dealing services.....		523150-203	12/03	2,253.995	2,255.458	2,328.071	2,472.555	2,476.952
Portfolio management and investment advice.....	52394		12/22	103.181	99.392	103.160	100.605	100.439
Portfolio management and investment advice.....	523940		12/22	103.181	99.392	103.160	100.605	100.439
Primary services.....		523940-P	12/22	103.181	99.392	103.160	100.605	100.439
Portfolio management.....		523940-1	06/02	306.473	294.382	306.239	296.974	296.211

See footnotes at end of table.

Table 11. Producer price indexes for net output of selected industries and their products, not seasonally adjusted — Continued
[June 2023]

Title ¹	Industry code	Product code	Index base	Unadjusted index ²				
				Feb. 2023	Mar. 2023 ^p	Apr. 2023 ^p	May 2023 ^p	June 2023 ^p
Portfolio management and investment advice - Continued								
Mutual fund and exchange traded fund management.....		523940-11	06/02	384.340	347.514	364.556	332.881	333.037
Management of equity funds.....		523940-1101	01/17	189.676	162.486	176.726	152.676	152.978
Management of bond funds.....		523940-1102	01/17	108.103	106.965	102.676	103.059	102.657
Management of other funds.....		523940-1103	01/17	102.604	102.725	103.845	104.024	104.024
Private portfolio management.....		523940-12	06/02	267.248	266.308	275.684	276.496	275.336
Management of equity private portfolios.....		523940-1201	01/17	131.545	130.848	138.198	138.955	137.994
Management of bond private portfolios.....		523940-1202	01/17	101.301	101.051	102.677	102.720	102.616
Management of other private portfolios.....		523940-1203	01/17	126.371	126.366	126.334	126.146	126.174
Investment advice.....		523940-2	06/02	229.514	224.795	230.230	231.957	232.790
Investment advisory services.....		523940-21	06/02	229.514	224.795	230.230	231.957	232.790
Insurance carriers and related activities.....	524		12/03	149.950	150.073	150.290	150.502	151.411
Insurance carriers.....	5241		12/03	150.636	150.762	150.987	151.205	152.145
Direct life/health/medical insurance carriers.....	52411		12/03	155.446	155.450	155.478	155.482	155.482
Direct life insurance carriers.....	524113		12/98	118.362	118.393	118.379	118.381	118.373
Primary services.....		524113-P	12/98	118.148	118.179	118.164	118.166	118.158
Life insurance policies.....		524113-1	12/98	112.950	112.950	112.904	112.904	112.903
Individual life insurance policies.....		524113-101	12/98	120.817	120.817	120.814	120.814	120.812
Term life insurance policies.....		524113-10101	12/98	106.493	106.493	106.492	106.492	106.492
Whole life insurance policies.....		524113-10102	12/98	130.224	130.224	130.225	130.225	130.219
Universal life insurance policies.....		524113-10103	12/98	118.631	118.631	118.616	118.616	118.616
Variable-universal and other individual life insurance policies.....		524113-10105	12/17	103.102	103.102	103.102	103.102	103.102
Group life insurance policies.....		524113-102	12/98	93.636	93.636	93.457	93.457	93.457
Annuities.....		524113-2	12/98	149.719	150.190	150.558	150.582	150.483
Variable deferred annuities.....		524113-201	12/98	187.070	187.070	187.099	187.090	187.090
Fixed-rate deferred annuities.....		524113-202	12/98	113.739	115.024	115.651	115.646	115.646
Immediate annuities.....		524113-203	12/98	127.480	126.688	127.577	127.892	126.872
Disability insurance policies.....		524113-3	06/06	102.695	102.695	102.695	102.695	102.695
Direct health and medical insurance carriers.....	524114		12/02	199.674	199.659	199.718	199.724	199.729
Primary services.....		524114-P	12/02	202.882	202.867	202.929	202.935	202.940
Medical service plans.....		524114-1	12/02	212.092	212.076	212.141	212.148	212.153
Comprehensive medical service plans.....		524114-101	12/02	221.119	221.068	221.209	221.209	221.209
Group managed care medical service plans.....		524114-10101	12/02	219.412	219.304	219.602	219.602	219.602
Group fee-for-service medical service plans.....		524114-10102	12/02	192.717	192.717	192.717	192.717	192.717
Individual comprehensive medical service plans.....		524114-10103	12/02	336.466	336.466	336.466	336.466	336.466
Non-comprehensive medical service plans.....		524114-103	06/07	129.607	129.615	129.618	129.625	129.631
Dental service plans.....		524114-10301	12/02	136.645	136.723	136.758	136.837	136.897
Supplemental Medicare service plans.....		524114-10302	12/02	166.253	166.253	166.253	166.253	166.253
Other medical service plans.....		524114-10303	12/02	169.239	169.239	169.239	169.239	169.239
Indemnity health insurance plans.....		524114-2	12/02	114.170	114.170	114.170	114.170	114.170
Other direct insurance carriers.....	52412		12/98	165.669	166.111	166.846	167.616	170.973
Direct property and casualty insurers.....	524126		06/98	165.791	166.233	166.969	167.739	171.098
Primary services.....		524126-P	06/98	165.932	166.374	167.111	167.882	171.244
Private passenger auto insurance.....		524126-1	06/98	202.021	202.403	203.874	205.210	213.785
Homeowner's insurance.....		524126-2	06/98	220.409	221.994	222.676	223.770	229.926
Commercial auto insurance.....		524126-3	06/98	128.253	126.999	127.484	128.062	129.431
Non-auto liability insurance.....		524126-4	06/98	124.805	125.273	125.212	125.835	125.697
Medical malpractice insurance.....		524126-402	06/98	113.949	113.949	113.949	115.022	115.022
Product and other non-auto liability insurance.....		524126-403	06/98	127.120	127.673	127.600	128.146	127.983
Commercial multiple peril insurance.....		524126-5	06/98	151.346	151.998	151.998	151.998	151.998
Worker's compensation insurance.....		524126-6	06/98	90.184	90.556	90.556	90.556	90.556
Other property and casualty insurance.....		524126-7	12/03	120.402	120.670	121.173	121.272	121.272
Insurance agencies and brokerages.....	52421		12/03	114.097	114.103	114.109	114.142	114.142
Insurance agencies and brokerages.....	524210		12/02	118.136	118.142	118.148	118.182	118.182
Primary services.....		524210-P	12/02	118.929	118.935	118.942	118.978	118.978
Sale of property and casualty insurance.....		524210-1	12/02	120.371	120.381	120.391	120.425	120.425
Sale of personal property and casualty insurance.....		524210-101	06/09	117.204	117.222	117.242	117.307	117.307
Sale of private passenger auto insurance.....		524210-10101	12/02	121.444	121.469	121.496	121.525	121.525
Sale of homeowner's insurance.....		524210-10102	12/02	125.253	125.253	125.253	125.431	125.431
Sale of other personal property and casualty insurance.....		524210-10103	06/09	102.803	102.829	102.856	102.890	102.890
Sale of commercial property and casualty insurance.....		524210-102	12/02	120.906	120.906	120.906	120.906	120.906
Sale of life insurance and annuities.....		524210-2	12/02	106.950	106.950	106.950	106.950	106.950
Sale of health and medical insurance.....		524210-3	12/02	133.396	133.396	133.396	133.502	133.502
Sale of other insurance.....		524210-4	12/02	103.209	103.209	103.209	103.209	103.209
Lessors of nonresidential buildings (except miniwarehouses).....	53112		12/03	134.982	132.477	136.105	136.073	137.667

See footnotes at end of table.

Table 11. Producer price indexes for net output of selected industries and their products, not seasonally adjusted — Continued
[June 2023]

Title ¹	Industry code	Product code	Index base	Unadjusted index ²				
				Feb. 2023	Mar. 2023 ^p	Apr. 2023 ^p	May 2023 ^p	June 2023 ^p
Lessors of nonresidential buildings.....	531120		12/95	157.919	154.988	159.232	159.195	161.060
Primary services.....		531120-P	12/95	153.456	150.609	154.733	154.696	156.509
Leasing of shopping centers and retail stores.....		531120-1	12/95	138.449	134.631	140.176	138.864	142.823
Leasing of professional and office buildings.....		531120-2	12/95	174.951	173.789	174.961	174.782	172.102
Leasing of manufacturing and industrial buildings.....		531120-3	12/95	140.259	140.460	141.128	141.017	139.885
Leasing of other nonresidential buildings and facilities.....		531120-7	12/02	131.466	125.345	134.742	139.039	147.816
Lessors of miniwarehouse and self storage units.....	531113		12/03	194.204	193.697	195.450	195.288	197.278
Miniwarehouse and self-storage unit operators.....	531130		12/03	194.193	193.685	195.439	195.276	197.266
Primary services.....		531130-P	06/93	295.095	294.302	297.042	296.789	299.898
Miniwarehouse and self-storage unit operation.....		531130-1	06/93	295.095	294.302	297.042	296.789	299.898
Offices of real estate agents and brokers.....	5312		12/03	183.337	183.309	182.937	184.873	187.380
Offices of real estate agents and brokers.....	53121		12/03	183.337	183.309	182.937	184.873	187.380
Offices of real estate agents and brokers.....	531210		12/03	183.218	183.190	182.818	184.753	187.259
Primary services.....		531210-P	12/03	183.241	183.213	182.841	184.776	187.282
Real estate brokerage, residential property sales and leases.....		531210-1	12/95	252.985	253.286	253.164	256.707	260.094
Real estate brokerage, nonresidential property sales and leases including land sales and leases.....		531210-6	12/06	144.105	143.281	142.064	141.528	143.669
Real estate brokerage, nonresidential property sales including land sales.....		531210-601	12/09	162.024	160.670	158.648	157.739	159.714
Real estate brokerage, nonresidential property leases including land leases.....		531210-602	12/09	130.173	130.139	130.129	130.155	132.809
Real estate property managers.....	53131		12/03	127.352	126.711	127.705	128.267	128.196
Residential property managers.....	531311		12/03	138.385	138.218	138.678	139.702	139.449
Primary services.....		531311-P	12/03	140.422	140.253	140.720	141.759	141.502
Residential property management services.....		531311-1	12/95	146.683	146.506	146.994	148.079	147.811
Nonresidential property managers.....	531312		12/03	109.300	108.048	109.721	109.657	109.829
Primary services.....		531312-P	12/03	109.300	108.048	109.721	109.657	109.829
Nonresidential property management services.....		531312-1	12/95	121.356	119.966	121.824	121.753	121.944
Offices of real estate appraisers.....	531320		12/03	116.456	115.942	114.282	112.391	111.889
Primary services.....		531320-P	12/03	118.274	117.752	116.066	114.145	113.635
Real estate appraisal services.....		531320-1	12/95	126.415	125.857	124.056	122.002	121.457
Automotive equipment rental and leasing.....	5321		06/01	150.595	154.099	152.134	149.190	152.532
Passenger car rental and leasing.....	53211		12/03	135.403	139.809	136.985	133.740	137.726
Passenger car rental.....	532111		12/91	198.740	205.208	201.063	196.300	202.151
Primary services.....		532111-P	12/91	197.723	204.157	200.034	195.295	201.116
Standard passenger car rental.....		532111-2	12/91	185.670	193.785	188.317	182.252	189.471
Passenger car rental for business travel.....		532111-211	12/98	96.380	95.602	92.290	96.092	99.831
Passenger car rental for leisure travel.....		532111-221	12/98	184.906	196.420	191.302	180.479	187.674
Replacement passenger car rental.....		532111-3	12/91	269.705	269.737	270.845	271.196	271.740
Truck, utility trailer and RV rental and leasing.....	53212		12/03	140.288	141.046	141.326	139.778	140.932
Truck, utility trailer, and RV rental and leasing.....	532120		06/91	161.032	161.901	162.223	160.448	161.772
Primary services.....		532120-P	06/91	157.485	158.532	158.841	156.673	158.098
Rental of trucks, truck trailers, RVs.....		532120-1	06/91	166.625	168.611	169.374	163.347	166.459
Leasing of trucks, truck trailers, and RVs.....		532120-4	06/91	143.944	144.413	144.452	144.551	144.959
Other receipts.....		532120-SM	06/91	178.143	177.293	177.703	179.694	179.970
Other heavy machinery rental and leasing.....	532412		12/03	138.106	138.133	138.368	138.343	138.205
Primary services.....		532412-P	12/03	120.642	120.671	120.830	120.927	120.799
Construction equipment rental and leasing.....		532412-1	12/03	130.610	130.654	130.899	131.047	130.851
Oilfield and well drilling equipment rental and leasing.....		532412-2	12/03	99.554	99.554	99.554	99.554	99.554
Other receipts.....		532412-SM	12/03	211.192	211.192	211.915	210.929	210.773
Legal services.....	5411		12/96	270.334	270.025	270.652	270.371	270.389
Offices of lawyers.....	54111		12/96	270.334	270.025	270.652	270.371	270.389
Offices of lawyers.....	541110		12/96	270.334	270.025	270.652	270.371	270.389
Primary services.....		541110-P	12/96	269.506	269.198	269.823	269.543	269.561
Labor and employment legal services.....		541110-A	12/14	124.509	124.203	123.141	125.706	124.812
Criminal legal services.....		541110-B	12/14	101.502	101.502	—	—	—
Other legal services.....		541110-C	12/14	121.054	121.054	121.054	121.054	121.054
Real estate legal services.....		541110-2	12/96	261.538	261.539	261.509	263.833	260.112
Civil negligence legal services.....		541110-3	12/96	206.795	207.514	207.860	207.499	207.332
Defendant representation.....		541110-301	12/96	262.159	263.069	263.824	262.462	261.454
Plaintiff representation.....		541110-302	12/96	143.765	144.265	144.265	144.702	145.188
Wills, estate planning, and probate.....		541110-6	12/96	245.708	245.708	245.708	245.708	245.708
Business and commercial legal services.....		541110-9	12/14	154.980	154.490	155.352	154.401	155.063
Tax legal services.....		541110-901	12/14	177.323	177.403	177.084	177.137	177.217
Intellectual property legal services.....		541110-902	12/14	149.431	146.633	148.615	147.333	148.783

See footnotes at end of table.

Table 11. Producer price indexes for net output of selected industries and their products, not seasonally adjusted — Continued
[June 2023]

Title ¹	Industry code	Product code	Index base	Unadjusted index ²				
				Feb. 2023	Mar. 2023 ^p	Apr. 2023 ^p	May 2023 ^p	June 2023 ^p
Offices of lawyers - Continued								
Bankruptcy and other business and commercial legal services.....		541110-903	12/14	154.731	154.710	155.394	154.459	154.982
Offices of certified public accountants.....	541211		12/03	138.130	137.624	139.311	139.832	139.932
Primary services.....		541211-P	12/03	140.774	140.563	141.835	142.413	142.511
Other accounting services.....		541211-A	12/08	116.994	113.895	108.703	112.630	112.026
Financial auditing.....		541211-4	06/95	169.105	170.642	176.323	175.827	176.250
Tax preparation and planning.....		541211-5	06/95	186.953	186.332	186.769	186.845	187.013
Bookkeeping and compilation.....		541211-9	12/08	136.826	136.883	139.181	139.198	139.473
Other accounting services.....	541219		12/03	148.810	151.461	150.542	150.542	150.542
Primary services.....		541219-P	12/03	148.962	151.615	150.696	150.696	150.696
Other accounting services (non-CPA firms).....		541219-1	12/03	148.962	151.615	150.696	150.696	150.696
Architectural, engineering and related services.....	5413		12/96	187.915	188.012	188.609	188.626	188.626
Architectural services.....	54131		12/03	124.742	125.087	125.653	125.724	125.724
Architectural services.....	541310		12/96	150.626	151.043	151.727	151.813	151.813
Primary services.....		541310-P	12/96	153.826	154.303	155.082	155.180	155.180
Residential building projects.....		541310-1	12/96	175.754	175.754	175.754	175.754	175.754
Nonresidential building projects.....		541310-7	12/10	111.733	112.189	112.960	113.057	113.057
Commercial and industrial building projects.....		541310-71	09/19	102.964	103.502	103.969	104.064	104.064
Institutional building projects.....		541310-72	09/19	106.189	106.600	107.624	107.725	107.725
Other architectural services, incl. historic restoration & architectural consulting services.....		541310-8	12/10	142.638	142.941	142.965	142.965	142.965
Engineering services.....	54133		12/03	154.716	154.742	155.201	155.202	155.202
Engineering services.....	541330		12/96	195.319	195.351	195.931	195.933	195.933
Primary services.....		541330-P	12/96	197.237	197.260	197.884	197.884	197.884
Building related engineering projects.....		541330-1	12/96	175.090	175.098	175.981	175.981	175.981
Residential building engineering projects.....		541330-101	12/09	108.526	108.526	108.526	108.526	108.526
Commercial, public, and institutional building engineering projects.....		541330-102	12/09	132.484	132.505	133.444	133.444	133.444
Industrial and manufacturing plant and process engineering projects.....		541330-103	12/09	123.045	123.045	123.646	123.646	123.646
Non-building related engineering projects.....		541330-2	12/96	211.055	211.088	211.506	211.506	211.506
Transportation engineering projects.....		541330-201	12/09	133.808	133.885	134.266	134.266	134.266
Highway and roadway engineering projects.....		541330-20101	12/09	128.872	128.947	129.270	129.270	129.270
Other transportation engineering projects, including mass transit engineering projects.....		541330-20102	12/09	140.887	140.965	141.442	141.442	141.442
Municipal utility and power generation and distribution engineering projects.....		541330-202	12/09	143.240	143.240	143.814	143.814	143.814
All other non-building related engineering projects.....		541330-203	12/09	153.906	153.906	154.004	154.004	154.004
Other receipts.....		541330-SM	12/96	178.098	178.223	178.394	178.415	178.415
Management and technical consulting services.....	5416		06/06	129.123	126.869	129.187	129.955	130.690
Management consulting services.....	54161		06/06	129.123	126.870	129.187	129.955	130.690
Management consulting services.....	541610		06/06	129.656	127.075	129.860	130.340	130.770
Primary services.....		541610-P	06/06	130.251	127.379	130.578	130.804	130.965
Administrative and general management consulting services.....		541610-1	06/06	150.213	144.490	150.404	150.404	150.587
Marketing consulting services.....		541610-3	06/06	67.325	67.356	67.407	67.419	67.427
Process, physical distribution and logistics consulting services.....		541610-4	06/06	114.917	114.931	115.430	117.144	116.652
Human resources consulting services.....		541610-5	06/06	113.217	115.302	115.060	115.913	117.282
Advertising agencies.....	54181		12/03	123.632	123.967	123.961	123.959	123.841
Advertising agencies.....	541810		06/95	149.870	150.276	150.269	150.266	150.123
Primary services.....		541810-P	06/95	152.890	153.263	153.256	153.253	153.095
Advertising agency services.....		541810-4	09/21	109.097	109.363	109.358	109.356	109.243
Advertising creative services billed separately.....		541810-401	06/95	142.397	142.508	142.515	142.515	141.932
Advertising placement services, including bundled placement and creative services.....		541810-402	06/95	162.713	163.271	163.255	163.251	163.250
Other advertising services billed separately.....		541810-403	12/08	102.598	102.598	102.598	102.598	102.598
Other receipts.....		541810-SM	06/95	129.192	130.015	130.015	-	-
Employment services.....	5613		12/96	159.102	159.900	160.664	160.734	160.352
Employee leasing services.....	56133		12/03	130.804	130.804	130.804	130.804	130.804
Professional employer organizations.....	561330		12/03	130.804	130.804	130.804	130.804	130.804
Primary services.....		561330-P	06/94	169.183	169.183	169.183	169.183	169.183
Co-employment staffing.....		561330-1	06/94	169.183	169.183	169.183	169.183	169.183
Staffing services (except PEOs).....	56138		12/10	134.799	135.995	137.139	137.244	136.673
Staffing services (except PEOs).....	561380		12/10	134.788	135.984	137.129	137.234	136.662
Primary services.....		561380-P	12/10	135.591	136.789	137.950	138.058	137.476
Temporary help services.....		561380-1	06/94	177.876	179.442	180.829	181.010	180.222
Temporary help services, office and clerical.....		561380-101	06/94	181.005	185.797	188.162	189.820	190.122

See footnotes at end of table.

Table 11. Producer price indexes for net output of selected industries and their products, not seasonally adjusted — Continued
[June 2023]

Title ¹	Industry code	Product code	Index base	Unadjusted index ²				
				Feb. 2023	Mar. 2023 ^p	Apr. 2023 ^p	May 2023 ^p	June 2023 ^p
Staffing services (except PEOs) - Continued								
Temporary help services, light and heavy industrial.....		561380-102	06/94	180.058	179.172	184.022	184.112	184.168
Temporary help services, technical and professional.....		561380-103	06/94	99.686	101.931	101.858	102.086	100.958
Temporary help services, medical.....		561380-104	06/94	215.966	216.351	213.724	213.596	210.857
Temporary help services, other.....		561380-105	06/94	185.320	185.076	184.527	183.253	183.892
Employment placement services.....		561380-2	12/03	138.498	140.117	143.528	143.681	143.410
Executive search services.....		561380-3	12/06	104.735	104.996	104.266	103.431	102.823
Travel agencies.....	56151		12/03	104.682	104.490	105.052	105.161	105.507
Travel agencies.....	561510		12/89	117.285	117.069	117.700	117.822	118.211
Primary services.....		561510-P	12/89	116.320	116.000	116.935	117.117	117.692
Flight bookings.....		561510-1	12/89	96.057	95.958	96.460	96.428	95.758
Domestic flight bookings.....		561510-111	12/89	91.643	92.275	92.703	92.879	92.754
International flight bookings.....		561510-112	12/89	72.853	72.327	72.739	72.587	71.760
Other travel agency services, except flight bookings.....		561510-2	12/89	166.403	165.755	167.405	167.875	170.019
Hotel and car rental bookings.....		561510-211	12/89	180.441	181.700	184.991	182.727	180.935
Hotel bookings.....		561510-2111	12/11	106.872	107.615	109.576	108.237	107.179
Car rental bookings.....		561510-2112	12/11	103.388	104.616	103.787	102.243	100.403
Cruise and tour bookings.....		561510-222	06/02	102.515	100.614	102.528	104.515	109.734
Cruise bookings.....		561510-2221	12/11	103.391	101.582	103.382	105.030	111.762
Packaged tour bookings.....		561510-2222	12/11	92.572	90.451	92.670	95.806	94.987
All other travel agency services.....		561510-233	06/02	126.121	126.121	126.121	126.121	126.121
Security guards and patrol services.....	561612		12/04	153.383	153.895	154.005	157.195	157.291
Primary services.....		561612-P	12/04	153.197	153.709	153.818	157.005	157.100
Security guard services.....		561612-1	12/04	153.197	153.709	153.818	157.005	157.100
Janitorial services.....	56172		12/03	136.553	136.731	138.018	137.651	138.002
Janitorial services.....	561720		12/94	161.533	161.743	163.266	162.832	163.247
Primary services.....		561720-P	12/94	162.555	162.775	164.372	163.917	164.352
Janitorial cleaning services.....		561720-5	12/94	162.555	162.775	164.372	163.917	164.352
Nonresidential cleaning services.....		561720-51	06/03	134.829	135.028	136.469	136.058	136.451
Residential cleaning services.....		561720-52	06/03	166.937	166.937	166.937	166.937	166.937
Waste collection.....	5621		12/03	177.636	181.072	183.002	182.836	182.290
Waste collection.....	56211		12/03	177.637	181.073	183.002	182.836	182.291
Solid waste collection.....	562111		12/03	177.654	181.089	183.017	182.853	182.308
Primary services.....		562111-P	06/93	245.649	250.634	253.615	253.019	252.125
Solid waste collection services.....		562111-2	06/93	245.649	250.634	253.615	253.019	252.125
Offices of physicians.....	6211		12/96	143.549	143.709	143.724	143.850	143.844
Offices of physicians.....	62111		12/96	143.549	143.709	143.724	143.850	143.844
Offices of physicians, except mental health.....	621111		12/93	154.699	154.871	154.887	155.023	155.017
Primary services.....		621111-P	12/93	155.352	155.529	155.546	155.687	155.680
One and two physician practices and single specialty group practices.....		621111-4	12/93	148.853	149.005	149.074	149.083	149.083
General/family practice.....		621111-411	12/93	165.468	165.293	165.296	165.296	165.296
Internal medicine.....		621111-412	12/99	131.573	131.573	131.628	131.628	131.628
General surgery and other surgical specialties.....		621111-413	12/99	116.861	116.867	116.905	116.954	116.954
Pediatrics.....		621111-414	12/93	248.223	248.113	248.688	248.688	248.688
Obstetrics/gynecology.....		621111-415	12/93	146.967	149.239	149.239	149.239	149.239
Other specialty.....		621111-419	12/99	128.234	128.194	128.194	128.192	128.192
Multispecialty group practice.....		621111-5	12/93	182.742	182.997	182.879	183.372	183.346
Offices of dentists.....	6212		06/10	130.937	131.053	131.053	131.053	131.066
Offices of dentists.....	62121		06/10	130.937	131.053	131.053	131.053	131.066
Offices of dentists.....	621210		06/10	130.940	131.056	131.056	131.056	131.068
Primary services.....		621210-P	06/10	131.128	131.245	131.245	131.245	131.257
Dental visits and consultations.....		621210-1	06/10	142.689	142.689	142.689	142.689	142.704
Private insurance patients: dental visits and consultations.....		621210-11	06/14	132.368	132.368	132.368	132.368	132.368
Medicare, Medicaid and all other patients: dental visits and consultations.....		621210-12	06/14	128.402	128.402	128.402	128.402	128.434
Dental surgical intervention services.....		621210-2	06/10	116.657	117.415	117.415	117.415	117.415
Private insurance patients: dental surgical intervention services.....		621210-21	06/14	113.982	113.982	113.982	113.982	113.982
Medicare, Medicaid and all other patients: dental surgical intervention services..		621210-22	06/14	110.691	112.383	112.383	112.383	112.383
Dental non-surgical intervention services.....		621210-3	06/10	128.275	128.275	128.275	128.275	128.291
Private insurance patients: dental non-surgical intervention services.....		621210-31	06/14	113.276	113.276	113.276	113.276	113.276
Medicare, Medicaid and all other patients: dental non-surgical intervention services.....		621210-32	06/14	128.745	128.745	128.745	128.745	128.779
Medical and diagnostic laboratories.....	6215		12/03	103.670	103.715	103.715	103.715	103.715
Medical and diagnostic laboratories.....	62151		12/03	103.670	103.715	103.715	103.715	103.715

See footnotes at end of table.

Table 11. Producer price indexes for net output of selected industries and their products, not seasonally adjusted — Continued
[June 2023]

Title ¹	Industry code	Product code	Index base	Unadjusted index ²				
				Feb. 2023	Mar. 2023 ^P	Apr. 2023 ^P	May 2023 ^P	June 2023 ^P
Medical laboratories.....	621511		12/03	100.741	100.810	100.810	100.810	100.810
Primary services.....		621511-P	06/94	119.848	119.930	119.930	119.930	119.930
Medical laboratory services.....		621511-2	06/94	119.848	119.930	119.930	119.930	119.930
Medicare patients.....		621511-23	06/14	79.423	79.423	79.423	79.423	79.423
Medicaid patients.....		621511-24	06/14	95.625	95.625	95.625	95.625	95.625
Private insurance patients.....		621511-25	06/14	98.115	98.233	98.233	98.233	98.233
All other patients.....		621511-26	06/14	102.620	102.620	102.620	102.620	102.620
Diagnostic imaging centers.....	621512		12/03	107.728	107.728	107.728	107.728	107.728
Primary services.....		621512-P	06/94	113.038	113.038	113.038	113.038	113.038
Diagnostic imaging services.....		621512-4	06/94	113.038	113.038	113.038	113.038	113.038
Medicare and Medicaid patients.....		621512-41	06/14	91.903	91.903	91.903	91.903	91.903
Private insurance and all other patients.....		621512-42	06/14	104.575	104.575	104.575	104.575	104.575
Home health care services.....	6216		12/96	159.087	159.578	160.712	160.712	160.712
Home health care services.....	62161		12/96	159.087	159.578	160.712	160.712	160.712
Home health care services.....	621610		12/96	159.152	159.644	160.780	160.780	160.780
Primary services.....		621610-P	12/96	153.231	153.737	154.907	154.907	154.907
Medicare and Medicaid patients.....		621610-3	12/03	129.138	129.138	130.530	130.530	130.530
Medicare patients.....		621610-31	12/96	138.359	138.359	138.359	138.359	138.359
Medicaid patients.....		621610-32	12/03	140.654	140.654	143.338	143.338	143.338
Private insurance and all other patients.....		621610-4	12/03	151.556	153.271	153.271	153.271	153.271
Private insurance patients.....		621610-41	06/14	109.277	109.277	109.277	109.277	109.277
All other patients.....		621610-42	06/14	151.274	153.186	153.186	153.186	153.186
Other receipts.....		621610-SM	12/96	294.995	294.995	294.995	294.995	294.995
All other ambulatory health care services.....	62199		06/06	129.820	129.305	129.433	130.682	130.823
Blood and organ banks.....	621991		06/06	129.814	129.300	129.428	130.677	130.818
Primary services.....		621991-P	06/06	128.332	127.819	127.953	129.212	129.354
Human blood services.....		621991-1	06/06	116.242	115.914	115.846	117.365	117.677
Human red blood and whole blood services.....		621991-12	06/06	113.469	113.722	113.840	113.911	114.132
Human blood plasma services.....		621991-13	06/06	115.419	114.412	114.158	117.230	117.672
Human blood platelet and other blood services.....		621991-14	06/06	131.974	132.446	132.529	132.557	132.674
Human organ, bone, tissue, and other bank services.....		621991-2	06/06	179.497	178.307	179.153	179.598	179.161
Other receipts.....		621991-SM	06/06	150.108	149.717	149.500	149.724	149.737
Hospitals.....	622		12/92	226.400	226.784	228.021	228.546	228.940
General medical and surgical hospitals.....	6221		12/03	164.726	165.034	165.970	166.286	166.573
General medical and surgical hospitals.....	62211		12/03	164.699	165.007	165.942	166.258	166.546
General medical and surgical hospitals.....	622110		12/92	227.347	227.772	229.063	229.499	229.896
Primary services.....		622110-P	12/92	234.729	235.193	236.604	237.080	237.513
Certain infectious and parasitic diseases.....		622110-201	06/08	128.936	130.737	130.904	132.325	132.302
Neoplasms.....		622110-202	12/17	129.818	129.639	129.860	129.860	130.141
Diseases of the blood & blood-forming organs & certain disorders involving the immune mechanism.....		622110-203	12/17	128.289	128.300	128.300	128.300	128.300
Endocrine, nutritional and metabolic diseases.....		622110-204	12/17	108.054	108.075	108.567	109.002	109.002
Mental and behavioural disorders.....		622110-205	12/17	132.157	132.254	132.286	134.148	136.455
Diseases of the nervous system.....		622110-206	12/17	111.102	111.104	111.093	111.152	111.151
Diseases of the circulatory system.....		622110-209	06/08	133.528	133.797	133.903	133.914	133.884
Diseases of the respiratory system.....		622110-210	12/17	112.502	112.279	112.178	112.121	112.134
Diseases of the digestive system.....		622110-211	06/08	150.080	149.865	150.380	150.815	150.006
Diseases of the skin and subcutaneous tissue.....		622110-212	06/08	117.288	117.537	118.130	118.585	120.320
Diseases of the musculoskeletal system and connective tissue.....		622110-213	06/08	148.784	149.248	149.816	150.175	150.575
Diseases of the genitourinary system.....		622110-214	12/17	107.731	108.871	109.873	109.873	109.819
Pregnancy, childbirth and the puerperium.....		622110-215	06/08	170.253	171.383	172.802	172.923	177.529
Certain conditions originating in the perinatal period.....		622110-216	06/08	143.579	144.474	145.357	145.357	150.425
Symptoms, signs and abnormal clinical and laboratory findings, not elsewhere classified.....		622110-218	12/17	117.645	117.645	120.292	120.292	120.782
Injury, poisoning and certain other consequences of external causes.....		622110-219	12/17	110.286	110.998	112.243	112.243	112.243
Factors influencing health status and contact with health services.....		622110-221	12/17	116.378	116.407	117.590	117.914	117.071
Other diseases.....		622110-223	12/17	111.914	111.914	114.160	114.160	113.686
Psychiatric and substance abuse hospitals.....	6222		12/03	169.219	169.219	169.332	173.569	173.569
Psychiatric and substance abuse hospitals.....	62221		12/03	169.219	169.219	169.332	173.569	173.569
Psychiatric and substance abuse hospitals.....	622210		12/92	199.350	199.350	199.484	204.475	204.475
Primary services.....		622210-P	12/92	199.341	199.341	199.475	204.465	204.465
Psychiatric hospitals.....		622210-3	12/92	205.114	205.114	205.292	211.939	211.939
Medicare patients: psychiatric hospitals.....		622210-31	06/14	121.789	121.789	121.789	122.043	122.043
Medicaid patients: psychiatric hospitals.....		622210-32	06/14	152.660	152.660	152.660	161.920	161.920
Private insurance and all other patients: psychiatric hospitals.....		622210-33	06/14	128.976	128.976	129.147	132.402	132.402

See footnotes at end of table.

Table 11. Producer price indexes for net output of selected industries and their products, not seasonally adjusted — Continued
 [June 2023]

Title ¹	Industry code	Product code	Index base	Unadjusted index ²				
				Feb. 2023	Mar. 2023 ^P	Apr. 2023 ^P	May 2023 ^P	June 2023 ^P
Other specialty hospitals.....	6223		12/03	162.219	161.971	162.466	162.153	162.600
Other specialty hospitals.....	62231		12/03	162.219	161.971	162.466	162.153	162.600
Other specialty hospitals.....	622310		12/92	243.189	242.816	243.560	243.089	243.760
Primary services.....		622310-P	12/92	280.618	280.141	281.092	280.490	281.347
Specialty, except psychiatric and substance abuse, hospitals.....		622310-6	12/92	280.618	280.141	281.092	280.490	281.347
Medicare patients.....		622310-61	06/14	116.400	116.691	116.664	116.491	116.551
Medicaid patients.....		622310-62	06/14	110.008	109.798	109.526	107.827	107.827
Private insurance and all other patients.....		622310-63	06/14	106.058	105.584	106.314	106.301	106.864
Nursing care facilities.....	6231		12/03	174.952	175.658	175.675	175.544	174.718
Nursing care facilities.....	62311		12/03	174.951	175.657	175.675	175.543	174.717
Nursing care facilities.....	623110		12/94	265.424	266.496	266.522	266.323	265.069
Primary services.....		623110-P	12/94	266.909	268.042	268.069	267.859	266.598
Medicare and Medicaid patients.....		623110-1	12/94	255.302	255.261	254.584	254.081	252.162
Medicaid patients.....		623110-101	06/12	145.826	145.787	145.162	144.697	142.925
Medicare patients.....		623110-102	06/12	119.172	119.172	119.172	119.172	119.172
Private insurance and all other patients.....		623110-3	12/94	286.344	289.140	290.157	290.355	290.005
Private insurance patients.....		623110-301	06/14	106.720	106.720	106.720	106.720	106.720
All other patients.....		623110-302	06/14	134.215	135.798	136.373	136.486	136.287
Residential developmental disability homes.....	62321		12/03	216.812	217.396	217.327	217.327	217.327
Residential developmental disability homes.....	623210		12/03	216.805	217.389	217.320	217.320	217.320
Primary services.....		623210-P	12/03	219.715	220.387	220.308	220.308	220.308
Residential intellectual and developmental disability services.....		623210-1	12/03	219.715	220.387	220.308	220.308	220.308
Medicaid patients.....		623210-11	06/14	141.926	142.472	142.408	142.408	142.408
Non-Medicaid patients.....		623210-12	06/14	150.622	150.622	150.622	150.622	150.622
Amusement and theme parks.....	7131		06/06	211.120	213.409	214.902	211.842	210.980
Amusement and theme parks.....	71311		06/06	210.792	213.078	214.568	211.513	210.652
Amusement and theme parks.....	713110		06/06	210.784	213.070	214.557	211.501	210.640
Primary services.....		713110-P	06/06	207.422	209.836	210.556	207.160	206.397
Amusement and theme park admissions.....		713110-1	06/06	224.270	227.308	228.725	223.510	221.549
Amusement and theme park food and beverage sales.....		713110-2	06/06	205.429	207.163	207.830	207.709	209.679
Amusement and theme park merchandise sales, games, and other services.....		713110-3	06/06	135.741	135.603	129.806	130.266	130.407
Other receipts.....		713110-SM	06/06	245.622	245.043	261.461	265.605	262.935
Golf courses and country clubs.....	71391		12/05	160.484	160.986	161.055	157.049	157.973
Golf courses and country clubs.....	713910		12/05	160.486	160.988	161.057	157.050	157.974
Primary services.....		713910-P	12/05	160.905	161.172	161.244	157.027	157.984
Membership dues and fees.....		713910-1	12/05	170.608	170.821	171.252	171.252	173.643
Greens and guest fees.....		713910-2	12/05	139.577	140.204	140.039	122.738	121.840
Food and beverage sales.....		713910-3	12/05	175.723	175.723	175.245	175.245	175.245
Equipment rentals and all other golf services.....		713910-4	12/05	131.442	131.442	131.442	138.575	138.575
Fitness and recreational sports centers.....	71394		12/04	117.024	116.849	116.849	116.832	116.722
Fitness and recreational sports centers.....	713940		12/04	117.026	116.851	116.851	116.834	116.724
Primary services.....		713940-P	12/04	112.700	112.509	112.509	112.509	112.389
Fitness and recreational facility memberships.....		713940-1	12/04	102.093	101.846	101.846	101.846	101.795
Recreational facility admissions, classes, and other fitness center services.....		713940-2	12/04	148.698	148.698	148.698	148.698	148.345
Other receipts.....		713940-SM	12/04	134.078	134.078	134.078	133.909	133.909
Accommodation.....	721		12/96	186.536	197.262	195.509	192.066	200.951
Accommodation.....	7211		12/96	186.536	197.262	195.509	192.066	200.951
Hotels (exc casino hotels) and motels.....	72111		12/03	164.399	175.409	174.777	170.418	181.607
Hotels and motels, except casino hotels.....	721110		12/03	164.414	175.428	174.795	170.433	181.625
Primary services.....		721110-P	12/03	166.904	178.243	177.522	173.007	184.427
Guestroom rental.....		721110-1	12/03	169.331	183.778	183.098	177.330	191.801
Limited service hotels and motels guestroom rental.....		721110-101	06/93	195.051	209.161	195.781	206.416	210.797
Full service hotels and motels guestroom rental.....		721110-102	06/93	242.394	262.876	273.377	275.382	319.466
Luxury and resort hotels guestroom rental.....		721110-103	06/93	267.387	292.307	286.436	252.010	255.242
Hotel and motel food and beverage and related services.....		721110-2	12/03	154.710	154.846	154.114	154.240	153.893
Hotel and motel food and nonalcoholic beverage and related services.....		721110-201	12/03	151.614	151.658	150.657	150.675	150.230
Hotel and motel alcoholic beverage and related services.....		721110-202	12/03	171.096	171.690	172.284	172.951	173.091
Other hotel and motel services.....		721110-5	12/10	157.738	157.800	156.603	156.280	158.769
Other receipts.....		721110-SM1	12/10	158.747	156.119	162.115	165.176	171.066
Casino hotels.....	72112		12/03	128.991	132.838	129.534	130.190	128.635
Casino hotels.....	721120		12/03	128.971	132.818	129.514	130.170	128.615
Primary services.....		721120-P	12/03	130.479	134.402	131.006	131.663	130.048

See footnotes at end of table.

Table 11. Producer price indexes for net output of selected industries and their products, not seasonally adjusted — Continued
 [June 2023]

Title ¹	Industry code	Product code	Index base	Unadjusted index ²				
				Feb. 2023	Mar. 2023 ^P	Apr. 2023 ^P	May 2023 ^P	June 2023 ^P
Casino hotels - Continued								
Casino hotel guestroom rental.....		721120-1	06/01	134.734	155.572	141.091	144.070	133.846
Casino hotel food and beverage and related services.....		721120-2	12/03	209.301	210.637	214.491	214.267	215.002
Casino hotel food and nonalcoholic beverage and related services.....		721120-201	12/03	189.137	189.092	191.161	191.761	192.734
Casino hotel alcoholic beverage and related services.....		721120-202	12/03	266.844	272.350	281.552	278.832	278.832
Casino gaming receipts.....		721120-5	06/01	115.209	115.654	113.727	113.984	114.001
Other casino hotel services.....		721120-6	06/11	105.876	105.876	105.876	105.876	105.876
Other receipts.....		721120-SM1	06/11	128.473	129.307	131.276	132.613	135.092
Commercial machinery repair and maintenance.....	8113		06/06	180.695	184.308	185.853	185.989	185.992
Commercial machinery repair and maintenance.....	81131		06/06	180.716	184.329	185.875	186.010	186.013
Commercial machinery repair and maintenance.....	811310		06/06	180.649	184.260	185.806	185.942	185.944
Primary services.....		811310-P	06/06	163.770	167.162	168.291	168.418	168.418
Maintenance and repair services for agricultural, construction, and mining machinery.....		811310-5	12/13	163.703	164.223	168.580	168.580	168.580
Maintenance and repair services for commercial and service industry machinery.....		811310-6	12/13	137.338	137.338	137.338	137.338	137.338
Maintenance and repair services for industrial machinery.....		811310-7	12/13	116.798	122.530	122.530	122.530	122.530
Maintenance and repair services for general purpose machinery.....		811310-8	12/13	136.509	138.319	138.319	139.207	139.207
Special indexes								
New nonresidential building construction by contractor type/region.....	236400		02/14	162.321	162.560	162.143	162.232	162.242
General contractors.....		236400-1	02/14	158.150	158.345	158.485	158.632	158.773
General contractors, Northeast.....		236400-11	02/14	146.289	146.973	147.849	147.717	147.729
General contractors, South.....		236400-12	02/14	163.130	163.130	162.052	162.052	162.441
General contractors, Midwest.....		236400-13	02/14	145.693	146.019	145.377	145.448	145.286
General contractors, West.....		236400-14	02/14	170.072	170.111	172.113	172.703	172.847
Plumbing, heating, and air conditioning contractors.....		236400-221	02/14	148.222	148.818	149.156	149.128	149.505
Plumbing, heating, and air conditioning contractors, Northeast.....		236400-2211	02/14	173.077	174.050	174.671	174.518	174.980
Plumbing, heating, and air conditioning contractors, South.....		236400-2212	02/14	143.034	143.540	143.324	143.807	143.807
Plumbing, heating, and air conditioning contractors, Midwest.....		236400-2213	02/14	139.477	140.215	140.220	139.672	139.700
Plumbing, heating, and air conditioning contractors, West.....		236400-2214	02/14	142.270	142.555	143.723	143.550	144.689
Electrical contractors.....		236400-222	02/14	189.488	189.653	181.755	181.973	181.414
Electrical contractors, Northeast.....		236400-2221	02/14	192.266	192.819	186.649	186.359	186.839
Electrical contractors, South.....		236400-2222	02/14	187.328	187.495	180.269	181.266	179.886
Electrical contractors, Midwest.....		236400-2223	02/14	180.198	180.449	170.559	170.559	170.605
Electrical contractors, West.....		236400-2224	02/14	198.237	198.034	189.640	189.323	188.624
Roofing contractors.....		236400-223	02/14	172.849	172.568	180.546	180.617	181.070
Roofing contractors, Northeast.....		236400-2231	02/14	153.782	153.864	156.501	156.501	156.531
Roofing contractors, South.....		236400-2232	02/14	198.590	197.364	203.250	203.250	203.102
Roofing contractors, Midwest.....		236400-2233	02/14	165.220	165.298	176.773	177.014	178.063
Roofing contractors, West.....		236400-2234	02/14	155.419	155.538	164.077	164.077	164.687
Poured concrete foundation and structure contractors.....		236400-224	02/14	168.482	168.586	167.661	167.193	167.438
Poured concrete foundation and structure contractors, Northeast.....		236400-2241	02/14	155.120	155.135	153.796	153.113	153.355
Poured concrete foundation and structure contractors, South.....		236400-2242	02/14	181.555	181.840	182.972	182.477	182.533
Poured concrete foundation and structure contractors, Midwest.....		236400-2243	02/14	162.093	162.093	156.770	156.557	157.088
Poured concrete foundation and structure contractors, West.....		236400-2244	02/14	163.704	163.704	164.081	163.510	163.751
New nonresidential building construction by region.....	236500		02/14	162.913	163.149	162.610	162.703	162.700
New nonresidential building construction, Northeast.....		236500-1	02/14	166.965	167.845	168.626	168.597	168.688
New nonresidential building construction, South.....		236500-2	02/14	161.313	161.397	160.420	160.600	160.478
New nonresidential building construction, Midwest.....		236500-3	02/14	155.067	155.346	153.612	153.516	153.472
New nonresidential building construction, West.....		236500-4	02/14	168.705	168.739	168.828	169.010	169.131
Nonresidential building maintenance & repair.....	2381MR		04/09	144.208	144.822	144.906	146.882	147.066
General medical and surgical hospitals by patient type.....	62211A							
Medicare patients.....		62211A-2	12/92	191.451	191.273	191.647	191.784	191.289
Medicaid patients.....		62211A-4	12/92	149.891	149.891	149.891	149.891	149.891
Private insurance and all other patients.....		62211A-6	12/92	298.563	299.957	303.051	304.153	305.860
Private insurance patients.....		62211A-61	06/14	129.867	130.459	131.853	132.118	132.812
All other patients.....		62211A-62	06/14	131.477	132.195	133.193	135.279	136.389
Premiums for property and casualty insurance ³	924126		06/98	163.397	163.663	164.027	164.531	167.299
Primary services.....		924126-P	06/98	163.554	163.821	164.185	164.690	167.460
Premiums for private passenger auto insurance.....		924126-1	06/98	197.635	197.794	198.437	199.528	206.564
Premiums for homeowner's insurance.....		924126-2	06/98	219.996	221.170	221.789	222.283	222.413
Premiums for commercial auto insurance.....		924126-3	06/98	120.028	119.606	119.708	119.859	120.281
Premiums for non-auto liability insurance.....		924126-4	06/98	123.248	123.431	123.431	123.455	123.441
Premiums for medical malpractice insurance.....		924126-402	06/98	119.025	119.025	119.025	119.025	119.025
Premiums for product and other non-auto liability insurance.....		924126-403	06/98	123.770	123.985	123.985	124.014	123.997

See footnotes at end of table.

Table 11. Producer price indexes for net output of selected industries and their products, not seasonally adjusted — Continued
 [June 2023]

Title ¹	Industry code	Product code	Index base	Unadjusted index ²				
				Feb. 2023	Mar. 2023 ^p	Apr. 2023 ^p	May 2023 ^p	June 2023 ^p
Premiums for property and casualty insurance - Continued								
Premiums for commercial multiple peril insurance.....		924126-5	06/98	140.853	141.229	141.229	141.229	141.229
Premiums for worker's compensation insurance.....		924126-6	06/98	97.454	97.683	97.683	97.683	97.683
Premiums for other property and casualty insurance.....		924126-7	12/03	119.485	119.586	119.837	119.900	119.900

¹ Industry and product class indexes may include products not shown separately.

² All indexes are subject to revision for 4 months after their originally scheduled publication to incorporate late reports and corrections by survey respondents.

³ The special index for 924126, in which prices reflect premiums only, contrasts with the index shown elsewhere in this table for NAICS 524126, where prices reflect premiums plus the amount of investment income earned on the invested portion of the premium.

p Preliminary

"-" Data not available.

n.e.c. = Not elsewhere classified.

NOTE: Titles of some industries and products are not shown in this table because they fail to meet our publication criteria.

Table 12. Producer price index percentage changes for the net output of selected industries and their products, not seasonally adjusted
 [June 2023]

Title ¹	Industry code	Product code	Unadjusted 12-month percent change ²	Unadjusted 1-month percent change ²				
				June 2022 to June 2023 ^P	Jan. to Feb.	Feb. to Mar. ^P	Mar. to Apr. ^P	Apr. to May ^P
Logging.....	1133		-3.5	-1.0	-1.5	-0.7	0.0	0.6
Logging.....	11331		-3.5	-1.0	-1.5	-0.7	0.0	0.6
Logging.....	113310		-3.5	-1.0	-1.5	-0.7	0.0	0.6
Primary products.....		113310-P	-3.5	-1.0	-1.5	-0.7	0.0	0.6
Secondary products and miscellaneous receipts.....		113310-SM						
Mining								
Total mining industries.....			-38.0	-7.1	-6.9	2.6	-5.2	-3.5
Oil and gas extraction.....	211		-55.4	-11.0	-11.8	4.2	-8.7	-6.1
Oil and gas extraction.....	2111		-55.4	-11.0	-11.8	4.2	-8.7	-6.1
Crude petroleum and natural gas extraction.....	211111		-53.7	-8.3	-10.9	6.8	-8.0	-6.0
Primary products.....		211111-P	-53.7	-8.3	-10.9	6.8	-8.0	-6.0
Crude petroleum.....		211111-1	-42.9	3.3	-7.1	11.2	-10.0	-5.9
Natural gas (from the wellhead).....		211111-3	-76.7	-34.0	-24.2	-11.9	3.1	-6.2
Natural gas liquids extraction.....	211112		-65.9	-24.6	-16.9	-12.5	-14.4	-6.6
Primary products.....		211112-P	-65.9	-24.6	-16.9	-12.5	-14.4	-6.6
Natural gas liquids.....		211112-1	-65.0	1.4	-11.5	-9.8	-16.0	-8.7
Isopentane and natural gasoline.....		211112-11	-39.7	-5.2	-5.8	2.8	-9.3	-8.3
Propane.....		211112-12	-64.6	-2.2	-3.8	-13.1	-22.2	-15.5
Butane.....		211112-13	-68.9	13.9	-27.0	-15.3	-25.5	-23.3
Plant condensate, ethane, gas mixtures, and other natural gas liquids.....		211112-14	-69.5	1.4	-10.9	-11.3	-13.8	-3.4
Residue gas shipped from natural gas liquids plants.....		211112-3	-76.8	-55.4	-31.6	-21.9	-8.2	1.5
Mining (except oil & gas).....	212		0.9	-1.6	-0.2	1.5	-0.6	-0.5
Coal mining.....	2121		-0.5	0.7	-3.8	4.1	1.7	1.4
Coal mining.....	21211		-0.5	0.7	-3.8	4.1	1.7	1.4
Coal mining.....	212110		-0.6	0.7	-3.8	4.2	1.7	1.4
Primary products.....		212110-P	-	0.7	-3.8	4.2	1.7	1.4
Coal, utility sold.....		212110-1	-	0.9	-4.3	4.9	2.1	2.1
Bituminous coal and lignite surface mining (utility sold).....		212110-11	8.5	8.5	-9.9	5.0	1.6	0.8
Raw bituminous and lignite from surface mining operations (utility sold).....		212110-111	0.0	-3.2	-3.2	0.6	0.6	-1.6
Processed bituminous coal and lignite surface operations (utility sold).....		212110-113	11.1	12.1	-11.7	6.3	1.9	1.5
Bituminous coal underground mining (utility sold).....		212110-12	-3.2	-2.9	-1.1	4.8	2.4	2.7
Raw bituminous coal shipped from underground mining operations (utility sold).....		212110-121	-	2.3	2.9	-3.8	6.0	-3.7
Processed bituminous coal shipped from underground mines (utility sold).....		212110-123	-2.5	-3.5	-1.7	6.1	1.9	3.6
Coal exports.....		212110-4	-	-0.2	-3.0	-0.4	0.0	0.6
Coal non-utility sold (including anthracite).....		212110-5	17.3	-0.9	0.8	3.3	-1.1	-6.0
Secondary products and miscellaneous receipts.....		212110-SM						
Metal ore mining.....	2122		-3.2	-5.0	2.4	0.7	-2.6	-2.6
Iron ore mining.....	21221		-7.2	1.0	-0.5	-1.3	-11.1	0.0
Iron ore mining.....	212210		-7.2	1.0	-0.5	-1.3	-11.1	0.0
Primary products.....		212210-P	-7.2	1.0	-0.5	-1.3	-11.1	0.0
Iron ore (including crude, concentrates, agglomerates and pellets).....		212210-0	-7.2	1.0	-0.5	-1.3	-11.1	0.0
Copper, nickel, lead & zinc mining.....	21223		-	-9.0	-2.4	-0.7	-5.1	-
Copper, nickel, lead and zinc mining.....	212230		-	-9.0	-2.4	-0.7	-5.1	-
Primary products.....		212230-P	-	-9.2	-2.8	-2.5	-5.3	-
Secondary products and miscellaneous receipts.....		212230-SM						
Other metal ore mining.....	21229		-	1.4	11.8	2.8	-	-
Other metal ore mining.....	212290		-	1.4	11.8	2.8	-	-
Primary products.....		212290-P	-	1.4	11.8	2.8	-	-
Other metal ores, including uranium.....		212290-1	-	1.4	11.8	2.8	-	-
Nonmetallic mineral mining & quarrying.....	2123		9.4	0.4	-0.1	0.3	-0.1	0.2
Stone mining & quarrying.....	21231		9.3	1.1	0.2	-0.3	0.1	0.4
Dimension stone mining and quarrying.....	212311		19.5	1.5	0.0	0.0	4.9	0.0
Primary products.....		212311-P	20.8	1.5	0.0	0.0	5.1	0.0
Dimension stone.....		212311-0	20.8	1.5	0.0	0.0	5.1	0.0
Secondary products and miscellaneous receipts.....		212311-SM						
Crushed and broken limestone mining.....	212312		8.7	1.3	0.3	-0.2	0.0	0.7

See footnotes at end of table.

Table 12. Producer price index percentage changes for the net output of selected industries and their products, not seasonally adjusted — Continued
 [June 2023]

Title ¹	Industry code	Product code	Unadjusted 12-month percent change ²	Unadjusted 1-month percent change ²				
			June 2022 to June 2023 ^P	Jan. to Feb.	Feb. to Mar. ^P	Mar. to Apr. ^P	Apr. to May ^P	May to June ^P
Crushed and broken limestone mining - Continued								
Primary products.....		212312-P	8.9	1.4	0.3	-0.3	0.0	0.7
Crushed and broken limestone.....		212312-0	8.9	1.4	0.3	-0.3	0.0	0.7
Secondary products and miscellaneous receipts.....		212312-SM						
Crushed and broken granite mining.....								
Primary products.....	212313	212313-P	12.9	0.1	-0.4	2.5	0.0	0.0
Crushed and broken granite.....		212313-0	12.9	0.1	-0.4	2.5	0.0	0.0
Secondary products and miscellaneous receipts.....		212313-SM						
Other crushed and broken stone mining.....								
Primary products.....	212319	212319-P	6.2	1.3	0.4	-3.8	0.0	0.0
Bituminous limestone and sandstone, and other crushed and broken stone.....		212319-0	6.6	1.4	0.4	-4.0	0.0	0.0
Secondary products and miscellaneous receipts.....		212319-SM						
Sand/gravel/clay/refractory minerals mining.....								
Primary products.....	212322		12.1	1.1	-0.6	1.2	1.0	0.0
Construction sand and gravel mining.....								
Primary products.....	212321	212321-P	8.8	0.9	-0.7	1.4	1.2	0.0
Construction sand and gravel (run of pit/bank, washed, screened, etc).....		212321-0	9.2	1.0	-0.6	1.5	1.3	0.1
Construction sand and gravel, Midwest.....		212321-02	9.2	1.0	-0.6	1.5	1.3	0.1
Construction sand and gravel, West.....		212321-04	10.2	1.7	-1.3	2.6	1.8	0.0
Secondary products and miscellaneous receipts.....		212321-SM	7.6	0.9	-0.3	1.3	1.3	0.2
Miscellaneous receipts.....		212321-M	6.7	0.0	0.0	2.7	0.0	0.0
Kaolin, clay, and ceramic and refractory minerals mining.....								
Primary products.....	212323	212323-P	-	1.5	-0.1	0.4	0.1	-0.1
Kaolin and ball clay.....		212323-1	17.9	0.0	0.0	0.0	0.0	0.0
Bentonite.....		212323-2	12.3	0.0	0.0	1.8	0.0	0.0
Secondary products and miscellaneous receipts.....		212323-SM						
Other nonmetallic mineral mining & quarrying.....								
Primary products.....	212399		4.6	-2.8	0.2	0.4	-3.0	-0.2
Other nonmetallic mineral mining and quarrying.....								
Primary products.....	212390	212390-P	-	-2.8	0.2	0.4	-3.0	-0.2
Rock salt.....		212390-5	9.0	0.0	0.0	0.0	0.2	0.0
All other nonmetallic minerals, including gypsum.....		212390-9	12.2	0.3	7.3	2.5	-10.9	2.2
Secondary and miscellaneous.....		212390-SM						
Mining support activities.....								
Mining support activities.....	213		3.5	0.5	1.0	-0.7	-0.4	-0.4
Mining support activities.....	2131		3.5	0.5	1.0	-0.7	-0.4	-0.4
Mining support activities.....	21311		3.5	0.5	1.0	-0.7	-0.4	-0.4
Drilling oil and gas wells.....								
Primary services.....	213111	213111-P	6.8	-0.7	0.0	0.0	0.0	-1.4
Oil and gas well directional drilling control.....		213111-03	6.8	-0.7	0.0	0.0	0.0	-1.4
Drilling oil and gas wells, including drilling in, spudding in or tailing in.....		213111-04	10.2	0.0	0.0	-0.5	0.0	-0.5
Reworking oil and gas wells.....		213111-05	7.7	-0.8	0.0	0.0	0.0	-1.7
Secondary products and miscellaneous receipts.....		213111-SM	-0.4	-0.3	0.0	0.0	0.0	0.0
Support activities for oil and gas operations.....								
Primary services.....	213112	213112-P	2.5	0.8	1.3	-1.0	-0.5	-0.1
Oil and gas field support services.....		213112-0	3.2	0.9	1.6	-1.0	-0.4	-0.1
Secondary products and miscellaneous receipts.....		213112-SM	3.2	0.9	1.6	-1.0	-0.4	-0.1
Support activities for coal mining.....								
Primary services.....	213113	213113-P	1.4	0.1	-0.3	0.0	-0.1	0.0
Coal mining services.....		213113-0	1.4	0.1	-0.3	0.0	-0.1	0.0
Support activities for metal and nonmetallic minerals mining.....								
Primary services.....	213118	213118-P	-	-	-	-	-	0.0
Support activities for metal and nonmetallic minerals mining.....		213118-1	-	-	-	-	-	0.0
Metal mining services.....		213118-11	-	1.0	1.0	1.1	0.0	-
Utilities.....								
Electric power generation, transmission, and distribution.....	221		-15.0	-14.0	-1.2	-4.8	-2.5	5.3
Electric power generation.....	2211		-13.5	-15.9	0.2	-4.6	-2.3	6.8
Electric power generation.....	22111		-36.7	-37.8	6.1	-11.5	-12.8	9.7
Electric power generation.....	221110		-36.7	-37.8	6.1	-11.5	-12.8	9.7
Primary products.....		221110-P	-36.3	-38.2	6.2	-11.7	-13.1	9.9
Utilities.....		221110-4	-32.6	-40.4	-3.4	-2.3	-10.1	3.0
Non-utilities.....		221110-5	-38.6	-35.5	17.6	-20.6	-16.6	18.6
Secondary products and miscellaneous receipts.....		221110-SM						

See footnotes at end of table.

Table 12. Producer price index percentage changes for the net output of selected industries and their products, not seasonally adjusted — Continued
 [June 2023]

Title ¹	Industry code	Product code	Unadjusted 12-month percent change ²	Unadjusted 1-month percent change ²				
			June 2022 to June 2023 ^P	Jan. to Feb.	Feb. to Mar. ^P	Mar. to Apr. ^P	Apr. to May ^P	May to June ^P
Electric power transmission, control, and distribution.....	22112		-1.8	-3.1	-2.0	-1.9	1.6	5.9
Electric bulk power transmission and control.....	221121		4.2	0.3	0.9	0.1	1.0	-0.1
Primary products.....		221121-P	4.2	0.3	0.9	0.1	1.0	-0.1
Electric bulk power transmission and control.....		221121-3	4.2	0.3	0.9	0.1	1.0	-0.1
Electric power distribution.....	221122		-2.1	-3.3	-2.1	-1.9	1.6	6.2
Primary products.....		221122-P	7.8	-0.3	-1.0	-1.6	1.4	6.4
Residential electric power.....		221122-41	7.7	0.5	-0.7	-0.8	0.9	4.4
New England residential electric power.....		221122-411	25.9	0.0	0.0	-3.0	0.0	0.0
Middle Atlantic residential electric power.....		221122-412	1.5	0.2	-3.6	-1.2	0.0	0.7
East North Central residential electric power.....		221122-413	11.9	0.0	3.8	-0.1	-0.2	7.1
West North Central residential electric power.....		221122-414	-0.6	-0.3	0.1	0.5	0.1	11.1
South Atlantic residential electric power.....		221122-415	11.3	0.9	-0.8	-0.1	0.4	6.9
East South Central residential electric power.....		221122-416	7.8	2.9	-3.4	-2.6	1.7	4.0
West South Central residential electric power.....		221122-417	-3.1	1.1	-3.8	-2.3	3.6	1.4
Mountain residential electric power.....		221122-418	6.5	-0.2	1.1	0.6	3.5	2.0
Pacific residential electric power.....		221122-419	11.6	0.0	1.2	-0.1	0.0	4.7
Commercial electric power.....		221122-42	7.1	-0.1	-0.9	-1.9	1.3	8.3
New England commercial electric power.....		221122-421	17.9	0.0	0.0	-1.7	-0.2	0.0
Middle Atlantic commercial electric power.....		221122-422	-7.2	-1.6	-7.0	-5.8	-5.3	8.0
East North Central commercial electric power.....		221122-423	12.6	-2.1	2.6	-0.4	-0.1	11.9
West North Central commercial electric power.....		221122-424	-0.2	-1.0	-0.3	1.0	-2.1	8.7
South Atlantic commercial electric power.....		221122-425	10.5	0.4	0.1	-1.4	0.1	3.3
East South Central commercial electric power.....		221122-426	6.1	2.6	-2.1	-4.2	-0.8	5.3
West South Central commercial electric power.....		221122-427	-1.1	2.3	-4.4	-3.2	1.9	9.4
Mountain commercial electric power.....		221122-428	10.0	-0.4	1.8	1.3	2.5	1.6
Pacific commercial electric power.....		221122-429	14.4	-0.1	2.1	-0.6	10.0	15.7
Industrial electric power.....		221122-43	9.5	-2.9	-1.8	-3.0	2.8	7.4
New England industrial electric power.....		221122-431	15.6	-1.7	-12.2	-23.2	-0.5	0.9
Middle Atlantic industrial electric power.....		221122-432	-13.8	-3.5	-4.8	-7.6	0.0	-1.8
East North Central industrial electric power.....		221122-433	38.8	-2.3	18.6	0.5	-0.2	22.9
West North Central industrial electric power.....		221122-434	2.5	-5.2	1.8	-2.7	4.4	10.1
South Atlantic industrial electric power.....		221122-435	8.7	0.5	-0.5	-1.2	0.4	2.7
East South Central industrial electric power.....		221122-436	2.6	8.4	-6.8	-3.6	-3.7	5.0
West South Central industrial electric power.....		221122-437	5.8	1.3	-3.4	-2.8	1.2	6.2
Mountain industrial electric power.....		221122-438	-20.1	-20.5	-22.6	-1.2	8.9	-15.2
Pacific industrial electric power.....		221122-439	9.1	-0.1	0.7	-0.9	11.4	13.0
Transportation electric power.....		221122-45	10.7	0.0	-0.1	-0.1	0.0	8.2
Secondary products and miscellaneous receipts.....		221122-SM						
Miscellaneous receipts.....		221122-M	-0.3	0.0	-0.2	0.0	0.0	0.0
Natural gas distribution.....	2212		-21.2	-6.5	-6.3	-5.5	-3.4	-0.7
Natural gas distribution.....	22121		-21.2	-6.5	-6.3	-5.5	-3.4	-0.7
Natural gas distribution.....	221210		-21.2	-6.5	-6.3	-5.5	-3.4	-0.7
Primary products.....		221210-P	-21.0	-6.8	-6.6	-5.3	-3.5	-0.8
Natural gas to ultimate consumers.....		221210-11	-24.7	-7.7	-7.6	-6.4	-4.2	-0.6
Residential natural gas.....		221210-112	-13.1	-9.4	-7.7	-4.7	-2.5	-0.3
New England residential natural gas.....		221210-1121	-7.9	-1.7	-1.6	-0.4	-18.1	1.9
Middle Atlantic residential natural gas.....		221210-1122	-0.7	-0.4	-6.1	-0.7	-0.5	-1.2
East North Central residential natural gas.....		221210-1123	-26.9	-4.3	-5.3	-12.0	-2.7	0.5
West North Central residential natural gas.....		221210-1124	-22.0	-5.8	-8.4	-2.9	-1.8	-5.0
South Atlantic residential natural gas.....		221210-1125	-12.9	-5.4	-9.8	-0.9	2.4	-0.5
East South Central residential natural gas.....		221210-1126	-25.1	-0.8	-8.4	-4.4	0.5	-0.4
West South Central residential natural gas.....		221210-1127	-16.8	-2.6	-9.5	-5.7	-5.9	1.0
Mountain residential natural gas.....		221210-1128	13.8	1.0	3.1	0.8	-3.8	-0.2
Pacific residential natural gas.....		221210-1129	-14.1	-32.3	-17.3	-8.7	-1.0	0.9
Commercial natural gas.....		221210-113	-23.0	-12.3	-10.7	-8.2	-6.1	-1.1
New England commercial natural gas.....		221210-1131	-29.0	-5.4	-2.7	-0.9	-26.3	-7.8
Middle Atlantic commercial natural gas.....		221210-1132	-15.0	-1.0	-6.0	-3.9	-2.5	-3.2
East North Central commercial natural gas.....		221210-1133	-30.3	-4.6	-6.6	-16.5	-4.6	0.7
West North Central commercial natural gas.....		221210-1134	-30.9	-4.2	-13.1	-4.9	-5.8	-3.3
South Atlantic commercial natural gas.....		221210-1135	-21.7	-4.8	-15.1	0.0	0.1	-1.4
East South Central commercial natural gas.....		221210-1136	-28.3	-1.2	-6.4	-2.1	-7.0	-1.6
West South Central commercial natural gas.....		221210-1137	-27.4	-3.4	-10.1	-12.3	-5.1	2.4
Mountain commercial natural gas.....		221210-1138	17.8	1.3	3.5	1.9	-5.6	0.0
Pacific commercial natural gas.....		221210-1139	-30.8	-40.3	-27.6	-21.4	-5.3	2.3

See footnotes at end of table.

Table 12. Producer price index percentage changes for the net output of selected industries and their products, not seasonally adjusted — Continued
 [June 2023]

Title ¹	Industry code	Product code	Unadjusted 12-month percent change ²	Unadjusted 1-month percent change ²				
			June 2022 to June 2023 ^P	Jan. to Feb.	Feb. to Mar. ^P	Mar. to Apr. ^P	Apr. to May ^P	May to June ^P
Natural gas distribution - Continued								
Industrial natural gas.....		221210-114	-29.9	-8.4	-10.5	-9.2	-4.4	-0.4
New England industrial natural gas.....		221210-1141	-30.9	-5.0	-3.5	-0.8	-28.7	-7.7
Middle Atlantic industrial natural gas.....		221210-1142	-16.5	-2.3	-14.1	-6.8	-1.4	-2.0
East North Central industrial natural gas.....		221210-1143	-47.7	-10.4	-8.9	-27.2	-10.3	2.4
West North Central industrial natural gas.....		221210-1144	-16.7	-4.5	-10.4	-8.0	0.3	-1.9
South Atlantic industrial natural gas.....		221210-1145	-17.9	-8.3	-8.0	-3.9	0.0	-0.1
East South Central industrial natural gas.....		221210-1146	-30.8	-2.9	-16.1	-8.8	-1.5	-2.5
West South Central industrial natural gas.....		221210-1147	-47.9	-14.4	-9.6	-9.3	-4.2	1.6
Mountain industrial natural gas.....		221210-1148	27.3	2.4	5.0	0.9	3.4	0.1
Pacific industrial natural gas.....		221210-1149	13.2	-5.2	-15.1	1.6	-4.1	-2.5
To electric power.....		221210-115	-35.4	-2.9	-5.7	-7.3	-5.5	-0.8
Delivered to ultimate consumers for the account of others (transportation only)....		221210-12	7.7	-0.4	0.3	1.5	0.0	-1.7
Industrial consumer.....		221210-122	2.9	-0.6	-0.5	-0.7	-0.4	0.1
Other consumers.....		221210-123	10.8	-0.2	0.7	2.8	0.3	-2.7
Secondary products and miscellaneous receipts.....		221210-SM						
Miscellaneous receipts.....		221210-M	-4.2	-0.2	-0.5	-1.6	0.2	-0.1
Construction industries								
New industrial building construction.....	236211		9.7	0.2	0.2	-1.1	0.0	0.0
Primary products.....		236211-P	9.7	0.2	0.2	-1.1	0.0	0.0
New warehouse building construction.....	236221		7.9	-0.3	-0.2	-0.3	0.4	0.2
Primary products.....		236221-P	7.9	-0.3	-0.2	-0.3	0.4	0.2
New school building construction.....	236222		10.8	0.0	0.2	-0.4	0.0	0.0
Primary products.....		236222-P	10.8	0.0	0.2	-0.4	0.0	0.0
New office building construction.....	236223		13.0	0.1	0.2	0.2	0.1	0.0
Primary products.....		236223-P	13.0	0.1	0.2	0.2	0.1	0.0
New health care building construction.....	236224		11.6	0.1	0.1	-0.4	0.0	-0.1
Primary products.....		236224-P	11.6	0.1	0.1	-0.4	0.0	-0.1
Concrete contractors, nonresidential building work.....	23811X		2.8	0.1	0.0	-0.5	-0.2	0.2
Primary products.....		23811X-P	2.8	0.1	0.0	-0.5	-0.2	0.2
Roofing contractors, nonresidential building work.....	23816X		17.2	0.4	0.1	3.3	0.0	0.2
Primary products.....		23816X-P	17.2	0.4	0.1	3.3	0.0	0.2
Electrical contractors, nonresidential building work.....	23821X		9.0	0.2	0.1	-3.4	0.1	-0.2
Primary products.....		23821X-P	9.0	0.2	0.1	-3.4	0.1	-0.2
Plumbing, heating and air-conditioning contractors, nonresidential building work.....	23822X		9.5	0.1	0.5	0.1	0.8	0.2
Primary products.....		23822X-P	9.5	0.1	0.5	0.1	0.8	0.2
Manufacturing								
Total manufacturing industries.....			-6.3	0.1	-0.1	-0.1	-1.0	-0.1
Food mfg.	311		-1.3	-1.2	0.8	-0.3	-0.4	0.0
Animal food mfg.	3111		0.1	0.3	1.9	-0.5	-1.0	-1.1
Animal food mfg.	31111		0.1	0.3	1.9	-0.5	-1.0	-1.1
Dog and cat food manufacturing.....	311111		9.4	0.0	6.3	0.0	0.0	0.0
Primary products.....		311111-P	9.8	0.0	6.4	0.0	0.0	0.0
Dog food.....		311111-1	8.3	0.1	5.1	0.0	0.0	0.0
Canned dog food.....		311111-11	15.8	0.1	14.2	0.0	0.0	0.0
Dry and semi moist dog food.....		311111-14	7.0	0.0	3.1	0.0	0.0	0.0
Cat food.....		311111-4	13.3	0.0	9.4	0.0	0.0	0.0
Canned cat food.....		311111-44	6.5	0.0	5.6	0.0	0.0	0.0
Dry and semi moist cat food.....		311111-45	19.4	0.0	10.4	0.0	0.0	0.0
Secondary products and miscellaneous receipts.....		311111-SM						
Miscellaneous receipts.....		311111-M1	0.5	0.0	0.3	0.0	0.0	0.0
Other animal food manufacturing.....	311119		-5.9	0.5	-0.9	-0.9	-1.7	-1.8
Primary products.....		311119-P	-6.3	0.5	-1.0	-0.9	-1.8	-1.9
Complete swine feed, supplements, concentrates, and premixes.....		311119-B	-16.4	0.5	0.2	-0.5	-0.5	0.1
Complete beef cattle feed, supplements, concentrates, and premixes.....		311119-H	-4.9	0.5	-1.4	-1.7	-1.1	-1.4
Poultry, exc. chicken and turkey, and livestock, exc. cattle and swine, feed.....		311119-N	-0.1	-0.2	-0.3	-0.9	-0.3	0.0
Pet (excluding dog and cat), laboratory, and fur animal feed.....		311119-R	1.9	0.7	-1.7	-0.1	-0.2	-0.5
Chicken and turkey feed, supplements, concentrates, and premixes.....		311119-1	-5.8	1.7	0.0	-0.6	-2.1	-2.7
Complete dairy cattle feed, supplements, concentrates, and premixes.....		311119-5	-6.7	-1.4	-3.0	-2.0	-3.5	-4.3

See footnotes at end of table.

Table 12. Producer price index percentage changes for the net output of selected industries and their products, not seasonally adjusted — Continued
[June 2023]

Title ¹	Industry code	Product code	Unadjusted 12-month percent change ²	Unadjusted 1-month percent change ²				
			June 2022 to June 2023 ^P	Jan. to Feb.	Feb. to Mar. ^P	Mar. to Apr. ^P	Apr. to May ^P	May to June ^P
Other animal food manufacturing - Continued								
Other prepared animal feeds, including feeding materials and adjuncts.....		311119-9	-7.1	0.7	-1.9	0.6	-2.2	-0.5
Secondary products and miscellaneous receipts.....		311119-SM						
Miscellaneous receipts.....		311119-M	0.4	-0.7	1.1	-0.4	0.2	0.0
Secondary products.....		311119-S	5.4	0.0	0.3	0.0	0.0	-0.1
Grain & oilseed milling.....	3112		-7.1	0.5	-1.5	-1.2	-0.7	-1.9
Flour milling & malt mfg.....	31121		-2.7	0.3	-1.9	0.2	0.3	-2.6
Flour milling.....	311211		-8.4	-0.4	-2.8	0.4	0.5	-3.4
Primary products.....		311211-P	-8.1	-0.4	-2.9	0.4	0.5	-3.6
Prepared flour mixes, including refrigerated and frozen doughs and batters, made in flour mills.....		311211-A	10.8	-0.1	0.0	-0.8	0.5	-0.3
Wheat flour (except flour mixes), made in flour mills.....		311211-1	-12.6	0.7	-5.4	1.8	1.3	-4.9
Wheat mill products, except flour.....		311211-4	14.2	-4.7	0.9	-3.2	-0.3	-4.9
Corn mill products.....		311211-7	8.1	-0.5	-1.3	0.4	-0.6	-1.1
Other grain mill products.....		311211-9	-16.8	1.3	-2.2	0.9	-0.4	-4.0
Secondary products and miscellaneous receipts.....		311211-SM						
Miscellaneous receipts.....		311211-M	-25.7	-3.7	-3.3	-0.6	1.3	-4.0
Rice milling.....	311212		15.1	0.7	0.4	-0.3	-0.8	-0.5
Primary products.....		311212-P	15.1	0.7	0.4	-0.3	-0.8	-0.5
Milled rice and byproducts.....		311212-0	15.1	0.7	0.4	-0.3	-0.8	-0.5
Milled rice (incl second heads, screenings, brewers, bran, sharps, rice flour, and byproducts).....		311212-04	14.7	1.1	0.7	-0.4	-0.6	-0.4
Head rice not packaged with other ingredients.....		311212-06	14.3	0.3	0.1	-0.3	-1.3	-0.7
Malt manufacturing.....	311213		9.8	6.7	0.1	0.0	2.8	-0.7
Primary products.....		311213-P	10.0	6.9	0.1	0.0	2.8	-0.7
Malt and malt byproducts.....		311213-0	10.0	6.9	0.1	0.0	2.8	-0.7
Secondary products and miscellaneous receipts.....		311213-SM1						
Starch & vegetable fats & oils mfg.....	31122		-12.4	0.5	-1.7	-2.1	-2.1	-2.3
Wet corn milling and starch manufacturing.....	311221		13.9	14.5	0.4	0.9	-1.2	-2.9
Primary products.....		311221-P	13.9	15.0	0.4	0.8	-1.3	-3.0
Wet process corn byproducts.....		311221-A	-6.3	3.6	4.1	-0.3	-5.9	-2.1
Corn sweeteners, made by wet milling.....		311221-1	22.9	17.2	0.3	0.0	3.4	1.1
Manufactured starch, made by wet milling.....		311221-4	47.7	42.3	0.6	-0.3	0.0	-0.2
Secondary products and miscellaneous receipts.....		311221-SM						
Soybean and other oilseed processing.....	311224		-18.9	-3.5	-2.8	-3.9	-2.5	-2.4
Primary products.....		311224-P	-18.2	-3.8	-2.5	-5.4	-2.1	-2.5
Cottonseed cake, meal, hulls, and other byproducts.....		311224-B	1.4	-1.8	-0.7	-0.6	-4.8	-3.5
Cottonseed cake and meal.....		311224-B1	12.6	-1.4	-0.4	-1.1	-4.3	-1.5
Soybean oil.....		311224-3	-23.1	-4.2	-1.0	-3.0	-4.0	1.6
Crude soybean oil, degummed, made from soybeans crushed in the same establishment.....		311224-31	-7.4	-0.7	-1.8	-1.8	-1.3	0.1
Soybean oil, all other types.....		311224-32	-30.1	-6.6	-0.4	-3.8	-5.9	2.6
Soybean cake, meal, and other byproducts.....		311224-4	-0.2	2.4	-0.4	-2.5	-1.2	-2.5
Soybean cake and meal.....		311224-41	-0.4	3.4	0.4	-2.6	-1.2	-1.8
Other soybean products, including isolates and concentrates.....		311224-42	7.6	-4.5	-6.7	-1.5	-1.0	-8.2
Cotton linters.....		311224-7	10.9	-0.9	-0.2	-4.2	-5.0	-1.1
Other crude and refined vegetable oils and other vegetable mill products.....		311224-9	-3.2	0.4	0.2	0.5	-1.0	-0.5
Other crude vegetable oils, including linseed, peanut, sunflower, safflower, etc.....		311224-91	-4.0	-0.7	-1.6	1.7	-0.4	0.0
Other vegetable oil mill products, including all oil seed cake and meal.....		311224-93	0.4	1.5	2.1	-0.5	-1.3	-0.9
Secondary products and miscellaneous receipts.....		311224-SM						
Miscellaneous products.....		311224-M	-28.6	-4.1	-3.2	-0.8	-5.3	-16.6
Fats and oils refining and blending.....	311225		-15.6	-2.5	-0.6	-0.7	-2.1	-1.5
Primary products.....		311225-P	-19.8	-2.3	-2.1	-0.7	-2.7	-1.9
Shortening and cooking oils.....		311225-2	-25.3	-2.7	-2.7	-1.1	-3.5	-2.6
Margarine, butter blends, and butter substitutes.....		311225-4	-	-0.7	-0.1	0.7	-	-
Secondary products and miscellaneous receipts.....		311225-SM						
Secondary products.....		311225-S	-	-3.6	5.5	-0.5	0.0	-
Breakfast cereal manufacturing.....	31123		10.0	0.0	0.0	0.0	4.3	1.1
Breakfast cereal manufacturing.....	311230		10.0	0.0	0.0	0.0	4.3	1.1
Primary products.....		311230-P	10.2	0.0	0.0	0.0	4.7	1.1
Breakfast cereal.....		311230-1	10.2	0.0	0.0	0.0	4.7	1.2

See footnotes at end of table.

Table 12. Producer price index percentage changes for the net output of selected industries and their products, not seasonally adjusted — Continued
 [June 2023]

Title ¹	Industry code	Product code	Unadjusted 12-month percent change ²	Unadjusted 1-month percent change ²				
				June 2022 to June 2023 ^P	Jan. to Feb.	Feb. to Mar. ^P	Mar. to Apr. ^P	Apr. to May ^P
Breakfast cereal manufacturing - Continued								
Secondary products and miscellaneous receipts.....		311230-SM						
Sugar & confectionery product mfg.....	3113		10.5	0.8	0.6	0.3	0.2	1.5
Sugar mfg.....	31131		14.1	2.1	0.8	0.0	0.3	2.4
Beet sugar manufacturing.....	311313		16.9	3.0	0.3	0.4	2.8	0.8
Primary products.....		311313-P	17.1	3.0	0.3	0.4	2.8	0.8
Beet sugar.....		311313-0	17.1	3.0	0.3	0.4	2.8	0.8
Secondary products and miscellaneous receipts.....		311313-SM1						
Cane sugar manufacturing.....	311314		12.5	1.6	1.1	-0.3	-1.0	3.3
Primary products.....		311314-P	12.4	1.6	1.1	-0.2	-1.1	3.3
Raw cane sugar and sugarcane mill products and byproducts.....		311314-1	19.6	1.3	2.3	-0.2	-2.5	6.8
Refined granulated cane sugar and byproducts.....		311314-3	7.8	1.9	0.4	-0.2	-0.1	1.0
Secondary products and miscellaneous receipts.....		311314-SM						
Nonchocolate confectionery mfg.....	31134		7.2	1.2	0.6	0.1	0.0	0.6
Nonchocolate confectionery manufacturing.....	311340		7.2	1.2	0.6	0.1	0.0	0.6
Primary products.....		311340-P	7.4	1.2	0.6	0.1	0.0	0.5
Nonchocolate-type confectioneries.....		311340-5	8.8	0.7	0.8	0.1	0.0	0.8
Other confectionery-type products.....		311340-7	7.2	0.0	0.9	0.0	0.0	0.0
Secondary products and miscellaneous receipts.....		311340-SM						
Secondary products.....		311340-S	5.4	0.2	0.1	0.1	0.1	1.1
Chocolate and confectionery manufacturing.....	31135		10.0	-0.4	0.5	0.7	0.3	1.4
Chocolate and confectionery mfg. from cacao.....	311351		17.0	0.1	1.7	1.6	0.5	0.6
Primary products.....		311351-P	17.4	0.1	1.7	1.6	0.5	0.6
Chocolate coatings, made from cacao beans.....		311351-1	17.8	-1.4	1.8	1.4	0.2	0.9
Chocolate/chocolate-type confectionery products, made from cacao beans.....		311351-4	6.1	2.5	1.0	0.0	0.0	0.0
Other chocolate and cocoa products, made from cacao beans.....		311351-7	26.5	-1.1	2.1	2.7	0.9	0.9
Secondary products and miscellaneous receipts.....		311351-SM1						
Confectionery mfg. from purchased chocolate.....	311352		6.9	-0.6	0.0	0.2	0.2	1.8
Primary products.....		311352-P	7.6	-0.6	0.0	0.2	0.2	2.0
Chocolate/confectionery products, made from purchased chocolate.....		311352-3	7.6	-0.6	0.0	0.2	0.2	2.0
Secondary products and miscellaneous receipts.....		311352-SM						
Miscellaneous receipts.....		311352-M	3.9	0.0	0.0	0.0	0.0	0.0
Fruit & vegetable preserving & specialty food mfg.....	3114		11.3	0.6	0.7	0.2	1.1	0.1
Frozen food manufacturing.....	31141		11.5	1.0	0.3	0.7	0.6	0.0
Frozen fruit and vegetable manufacturing.....	311411		15.5	2.5	0.0	1.3	-0.2	0.1
Primary products.....		311411-P	14.8	2.7	0.1	1.3	-0.2	0.1
Frozen fruits, juices, ades, drinks, and cocktails.....		311411-1	5.2	2.9	-0.2	5.1	-2.5	-1.1
Frozen fruits.....		311411-11	-14.4	0.2	-0.4	-0.7	-4.2	-2.4
Frozen vegetables.....		311411-4	17.5	2.7	0.1	0.3	0.4	0.4
Frozen vegetables, other than potato products.....		311411-47	3.7	0.3	0.0	0.1	0.4	-0.2
Frozen potato products (French-fried, patties, puffs, etc.).....		311411-48	28.7	4.4	0.2	0.4	0.5	0.8
Secondary products and miscellaneous receipts.....		311411-SM						
Miscellaneous receipts.....		311411-M	44.4	13.1	1.7	10.0	-6.1	0.0
Frozen specialty food manufacturing.....	311412		8.6	0.1	0.4	0.2	1.1	-0.1
Primary products.....		311412-P	8.4	0.1	0.4	0.2	1.1	0.0
Frozen dinners (beef, pork, and poultry pies) and nationality foods, incl. frozen pizza.....		311412-1	9.0	0.1	-0.1	0.3	1.4	-0.1
Other frozen specialties, incl. all whipped topping, waffles, soups, etc., excluding seafood.....		311412-4	6.0	0.1	2.7	0.0	0.0	0.0
Secondary products and miscellaneous receipts.....		311412-SM						
Secondary products.....		311412-S	17.8	-5.6	-0.5	5.9	0.1	-0.4
Fruit & vegetable canning, pickling & drying.....	31142		11.1	0.3	1.1	-0.2	1.5	0.2
Fruit and vegetable canning.....	311421		13.6	0.3	1.2	-0.5	1.9	0.3
Primary products.....		311421-P	13.0	0.1	1.1	-0.3	1.9	0.0
Canned catsup and other tomato based sauces.....		311421-D	12.4	0.3	0.5	-0.1	5.7	0.0
Canned jams, jellies, and preserves.....		311421-G	2.1	0.1	0.1	-0.1	0.0	0.2
Canned and fresh fruit juices, nectars, and concentrates.....		311421-K	15.9	-0.9	2.9	0.4	0.1	0.1
Pickles and other pickled products, including horseradish.....		311421-Q	3.7	0.2	0.0	0.0	0.0	-0.9
Canned fruits, excluding baby foods.....		311421-1	11.2	0.1	1.0	-0.4	1.9	0.2
Canned vegetables.....		311421-5	21.0	0.7	0.9	-1.2	1.5	0.0

See footnotes at end of table.

Table 12. Producer price index percentage changes for the net output of selected industries and their products, not seasonally adjusted — Continued
[June 2023]

Title ¹	Industry code	Product code	Unadjusted 12-month percent change ²	Unadjusted 1-month percent change ²				
				June 2022 to June 2023 ^P	Jan. to Feb.	Feb. to Mar. ^P	Mar. to Apr. ^P	Apr. to May ^P
Fruit and vegetable canning - Continued								
Secondary products and miscellaneous receipts.....		311421-SM						
Miscellaneous receipts.....		311421-M	23.4	9.5	5.6	-7.5	1.4	10.0
Secondary products.....		311421-S	16.0	-0.9	-0.3	0.2	2.3	-0.1
Specialty canning.....	311422		6.0	0.2	2.5	1.0	0.0	0.0
Primary products.....		311422-P	4.5	-0.3	1.2	1.2	0.0	0.0
Canned baby foods and other canned specialty/nationality foods.....		311422-5	12.0	-1.6	0.0	4.8	0.0	0.0
Canned soups and stews, excluding frozen and seafood.....		311422-6	0.4	0.2	0.1	0.0	0.0	0.0
Canned dry beans.....		311422-7	17.7	0.0	11.9	0.0	0.0	0.0
Secondary products and miscellaneous receipts.....		311422-SM						
Dried and dehydrated food manufacturing.....	311423		10.5	0.6	-1.4	-0.5	2.0	0.1
Primary products.....		311423-P	11.1	0.7	-1.6	-0.6	2.1	0.0
Soup mixes (including dried/dehydrated/freeze-dried) and bouillon.....		311423-1	6.9	0.0	-5.1	0.0	5.4	0.0
Dried and dehydrated fruits and vegetables, including freeze-dried.....		311423-5	12.2	1.0	-0.2	-0.8	0.8	0.0
Secondary products and miscellaneous receipts.....		311423-SM						
Dairy product mfg.....	3115		-9.1	-2.1	-1.5	0.0	-0.9	-1.7
Dairy product (except frozen) mfg.....	31151		-10.3	-2.3	-1.7	0.0	-0.9	-1.9
Fluid milk manufacturing.....	311511		-2.6	-1.2	-1.9	0.3	1.4	-1.3
Primary products.....		311511-P	-4.8	-1.3	-2.2	0.1	1.5	-1.5
Yogurt, except frozen.....		311511-A	5.8	0.0	-0.1	0.2	4.0	0.0
Perishable dairy product substitutes.....		311511-D	8.9	0.0	0.0	0.0	0.0	0.0
Fluid milk and cream, bulk sales.....		311511-1	-7.0	-2.6	-1.0	-0.3	0.8	-0.7
Fluid milk and related products, packaged (incl. cartons, bottles, cans, etc.) excl. U.H.T.....		311511-5	-9.7	-1.9	-3.6	0.4	1.3	-2.6
Whole fluid milk, packaged, excluding U.H.T. and flavored.....		311511-51	-10.5	-2.5	-4.4	1.3	1.6	-2.9
Fluid milk, lowfat, incl. 2.0, 1.0, and 0.5 percent packaged, excl. U.H.T. and flavored.....		311511-52	-10.5	-1.3	-3.2	-0.1	2.3	-3.5
Fat free or skim milk, packaged, excluding U.H.T. and flavored.....		311511-53	-9.8	0.9	-1.6	0.7	0.4	-3.8
Other fluid milk related products, incl. heavy & light cream, unflavored sour cream, etc.....		311511-59	-4.5	-2.7	-3.6	-0.7	0.0	-0.2
Cottage cheese (including bakers', pot, and farmers' cheese).....		311511-7	-0.3	0.5	-1.2	-0.4	-0.5	0.9
Other packaged milk products incl. flavored milks, eggnog, buttermilk etc.....		311511-9	-0.8	-0.5	-1.8	-0.3	1.0	-1.1
Secondary products and miscellaneous receipts.....		311511-SM						
Miscellaneous receipts.....		311511-M	-1.1	-2.6	-2.8	0.1	-2.5	0.1
Secondary products.....		311511-S	13.3	0.7	0.9	2.0	1.1	0.3
Creamery butter manufacturing.....	311512		-19.7	-0.2	-2.2	-1.0	2.6	-1.5
Primary products.....		311512-P	-19.7	-0.2	-2.2	-1.0	2.6	-1.5
Creamery butter.....		311512-0	-19.7	-0.2	-2.2	-1.0	2.6	-1.5
Cheese manufacturing.....	311513		-12.9	-3.3	-1.1	-0.2	-3.7	-2.4
Primary products.....		311513-P	-12.0	-3.3	-0.6	-0.1	-3.3	-2.1
Raw liquid whey.....		311513-A	-38.2	-9.9	-4.3	1.9	-1.3	-4.0
Natural cheese (cheddar, Swiss, Italian, brick, cream, grated, dried etc.) excl. cottage cheese.....		311513-1	-11.7	-2.9	-0.6	-0.2	-3.7	-2.4
Natural cheese, except lowfat, shipped in consumer packages or containers (3 lbs. or less).....		311513-1111	0.9	-0.6	-0.6	-0.3	-0.3	-0.3
Natural cheese, except lowfat, shipped in packages or containers (more than 3 lbs.) or bulk.....		311513-1121	-20.8	-4.9	-0.4	0.0	-6.2	-4.3
Lowfat natural cheese, except cottage cheese, shipped in consumer packages (3 lbs. or less).....		311513-1131	1.5	-0.2	-0.1	0.1	-0.3	-0.1
Lowfat natural cheese, except cottage cheese, shipped in packages (more than 3 lbs.) or in bulk.....		311513-1141	-26.1	-6.3	-1.4	-0.7	-9.3	-5.7
Process cheese and related products.....		311513-4	-13.4	-5.1	0.1	0.1	-1.9	-1.0
Process cheese, shipped in consumer packages or containers (3 lbs. or less)...		311513-41	-8.8	-3.2	1.5	1.1	-2.6	-0.3
All other process cheese and related products.....		311513-49	-16.9	-6.6	-1.0	-0.7	-1.3	-1.6
Process cheese, shipped in packages or containers (more than 3 lbs.) or in bulk.....		311513-4921	-17.1	-2.6	-4.9	-5.8	5.2	-3.7
Cheese food, spread, and other related products.....		311513-4961	-17.0	-10.5	3.2	4.2	-7.0	0.5
Secondary products and miscellaneous receipts.....		311513-SM						
Miscellaneous receipts.....		311513-M	6.3	-2.7	-0.6	0.0	-0.2	-0.2
Secondary products.....		311513-S	-21.8	-3.0	-5.1	-0.5	-7.0	-4.9
Dry, condensed, and evaporated dairy products.....	311514		-18.0	-3.4	-2.5	-0.2	-1.3	-2.5
Primary products.....		311514-P	-19.9	-3.1	-2.8	-0.2	-1.5	-2.8
Ice cream mixes and related products.....		311514-A	-3.4	-1.6	-0.9	0.2	-0.5	-0.7
Dairy product substitutes.....		311514-D	10.1	0.0	0.0	0.0	0.0	5.8
Dry milk products and mixtures.....		311514-1	-31.7	-4.2	-4.2	-0.4	-2.6	-5.8

See footnotes at end of table.

Table 12. Producer price index percentage changes for the net output of selected industries and their products, not seasonally adjusted — Continued
 [June 2023]

Title ¹	Industry code	Product code	Unadjusted 12-month percent change ²	Unadjusted 1-month percent change ²				
				June 2022 to June 2023 ^P	Jan. to Feb.	Feb. to Mar. ^P	Mar. to Apr. ^P	Apr. to May ^P
Dry, condensed, and evaporated dairy products - Continued								
Milk products, shipped in consumer-type cans, excluding substitutes.....		311514-5	1.5	-0.2	-0.2	0.0	-0.1	-0.1
Concentrated milk products shipped in bulk (barrels, drums, and tanks).....		311514-7	-31.3	-8.4	-3.7	0.9	0.0	-4.0
Secondary products and miscellaneous receipts.....		311514-SM						
Secondary products.....		311514-S	-12.4	-7.6	0.1	-0.9	-	-
Ice cream and frozen dessert mfg.....	31152		5.5	0.3	0.1	0.8	0.0	0.1
Ice cream and frozen dessert manufacturing.....	311520		5.5	0.3	0.1	0.8	0.0	0.1
Primary products.....		311520-P	5.8	0.2	0.1	0.9	0.0	0.1
Ice cream and frozen dessert manufacturing.....		311520-0	5.8	0.2	0.1	0.9	0.0	0.1
Ice cream, incl. custards (excl. lowfat and nonfat) shipped in bulk (containers 3 gal or more).....		311520-01	-1.2	-0.2	1.1	0.0	-0.1	0.0
Ice cream, incl. custards (excl. lowfat and nonfat) shipped in sizes less than 3 gallons.....		311520-02	7.4	0.5	0.0	1.5	-0.1	-0.1
Ice cream, including custards (excluding lowfat and nonfat), novelty forms.....		311520-03	6.0	-0.1	0.2	0.0	0.0	0.4
Ice cream, including custards, lowfat and nonfat.....		311520-04	5.2	0.0	0.0	0.2	0.0	0.0
Frozen desserts containing fats other than butterfat (incl. soy, rice, almond, oats, etc.).....		311520-06	-	-0.1	0.1	-0.1	0.2	1.0
Other frozen desserts (yogurt, sherbet, water ices, mellorine, frozen pudding, gelato, etc.).....		311520-09	5.2	0.1	-0.2	0.8	-0.4	0.2
Secondary products and miscellaneous receipts.....		311520-SM						
Miscellaneous receipts.....		311520-M	11.4	0.7	3.0	0.2	-0.2	0.0
Secondary products.....		311520-S	-	1.9	-0.3	0.1	-0.1	-
Animal slaughtering & processing.....	31161		-7.4	-2.4	2.1	-1.1	0.2	2.2
Animal, except poultry, slaughtering.....	311611		3.4	-3.5	2.9	-2.7	1.5	5.3
Primary products.....		311611-P	3.4	-3.6	3.0	-2.5	1.5	5.3
Pork, fresh/frozen, unprocessed, all cuts, except sausage, made in slaughtering plants.....		311611-A	-13.0	-5.1	1.5	-12.3	-0.4	6.1
Pork, processed or cured, not canned or made into sausage, made in slaughtering plants.....		311611-G	13.3	-10.1	15.4	-0.5	0.9	4.6
Fresh and processed sausage, deli, and cooked meats, made in slaughtering plants.....		311611-J	-5.7	-1.4	-1.3	-0.6	-5.5	3.7
Hides, skins, and pelts, made in slaughtering plants.....		311611-Q	-6.1	-0.1	1.3	-0.5	0.8	-4.0
Miscellaneous byproducts of slaughtering plants.....		311611-R	-19.9	-8.8	-4.6	-5.5	-2.4	0.5
Beef, fresh or frozen, not canned or made into sausage, made in slaughtering plants.....		311611-1	15.1	-1.5	4.6	0.9	3.2	6.4
Beef, fresh/frozen whole/half carcass, not canned or made into sausage, misp.....		311611-10	26.5	-0.4	1.0	5.1	-3.9	14.2
Beef, fresh/frozen variety meats, not canned or made into sausage, made in slaughtering plants.....		311611-16	15.6	-7.4	6.6	-0.9	6.9	0.0
Beef, fresh/frozen, primal and subprimal cuts, made in slaughtering plants.....		311611-17	14.6	-1.2	4.9	0.6	3.6	6.2
Lamb/mutton, fresh or frozen, not canned or made into sausage, made in slaughtering plants.....		311611-7	50.2	0.0	0.5	-1.4	0.0	-0.9
Secondary products and miscellaneous receipts.....		311611-SM						
Miscellaneous receipts.....		311611-M	-	-0.4	-0.2	-	-	-
Secondary products.....		311611-S	-8.7	-0.4	-5.2	-19.0	1.5	4.3
Meat processed from carcasses.....	311612		1.8	0.0	2.2	0.5	0.6	0.2
Primary products.....		311612-P	1.8	0.0	2.3	0.5	0.7	0.2
Other processed, frozen, or cooked meats, made from purchased carcasses.....		311612-A	7.2	1.0	2.7	1.6	3.0	1.0
Boxed meat (beef, pork, lamb, etc.), made from purchased carcasses.....		311612-A1	6.7	1.5	0.2	2.6	0.6	-1.1
Frozen ground meat patties and other processed, frozen, or cooked meats, mfpc.....		311612-A5	6.2	0.9	3.6	1.3	3.8	1.7
Pork, processed or cured, not canned or made into sausage, mfpc.....		311612-1	-8.3	-2.0	1.5	-0.6	-0.5	-0.9
Pork, sweet-pickled, dry-cured, or dry salt, not canned or made into sausage, mfpc.....		311612-11	-	0.1	-0.2	0.0	0.1	-
Smoked hams and picnics, excluding canned, made from purchased carcasses.....		311612-12	5.7	1.4	13.8	-0.4	-0.8	0.4
Smoked slab bacon, made from purchased carcasses.....		311612-13	-24.6	-0.2	-5.8	-8.0	2.9	-1.3
Smoked sliced bacon, made from purchased carcasses.....		311612-14	-19.5	-4.2	-1.2	-0.3	-1.7	-2.1
Other smoked pork, not canned or made into sausage, made from purchased carcasses.....		311612-15	-2.8	0.0	-4.1	-0.3	2.7	-1.5
Boiled ham, barbecue pork, and other cooked pork, except canned meats and sausage, mfpc.....		311612-16	-0.4	-4.4	-3.5	0.8	0.2	0.0
Sausage and similar products, excluding canned, made from purchased carcasses.....		311612-4	-1.5	0.0	2.5	-0.3	-2.3	-0.1
Fresh sausage (pork sausage, breakfast links, etc.), excluding canned, mfpc....		311612-41	0.7	0.5	6.2	-2.4	-6.0	0.4
Dry or semidry sausage (salami, cervelat, pepperoni, summer sausage, pork roll, etc), mfpc.....		311612-42	-5.1	-1.2	1.2	1.0	-1.1	-0.3
Frankfurters, including wieners, excluding canned, made from purchased carcasses.....		311612-43	1.3	0.2	-0.5	0.4	1.6	-0.1

See footnotes at end of table.

Table 12. Producer price index percentage changes for the net output of selected industries and their products, not seasonally adjusted — Continued
 [June 2023]

Title ¹	Industry code	Product code	Unadjusted 12-month percent change ²	Unadjusted 1-month percent change ²				
			June 2022 to June 2023 ^P	Jan. to Feb.	Feb. to Mar. ^P	Mar. to Apr. ^P	Apr. to May ^P	May to June ^P
Meat processed from carcasses - Continued								
Other sausage (smoked or cooked) & jellied goods & similar preparations, excluding canned, mfgc.....		311612-44	0.5	0.8	0.9	0.5	-1.1	-0.6
Secondary products and miscellaneous receipts.....		311612-SM						
Secondary products.....		311612-S	-0.5	-0.2	-0.1	0.0	-2.6	-0.2
Rendering and meat byproduct processing.....	311613		-10.6	-2.2	-0.9	0.7	-1.7	-1.0
Primary products.....		311613-P	-10.1	-2.1	-0.7	0.7	-1.8	-1.0
Lard, inedible tallow, and other greases, excluding wool grease.....		311613-2	-23.9	-8.6	-8.7	-2.8	-4.2	0.8
Animal and marine feed and fertilizer byproducts.....		311613-5	0.2	2.8	4.7	2.7	-0.4	-2.0
Meat and bone meal.....		311613-51	-2.1	-1.5	2.4	6.7	-1.0	-1.4
Animal and marine feed and fertilizer byproducts, except meat and bone meal..		311613-52	1.8	7.0	6.7	-0.7	0.1	-2.5
Secondary products and miscellaneous receipts.....		311613-SM						
Poultry processing.....	311615		-26.4	-2.7	1.3	-0.2	-1.8	-0.3
Primary products.....		311615-P	-26.6	-2.6	1.4	-0.2	-1.8	-0.3
Processed poultry and small game (except soups), containing 20 percent or more poultry or meat.....		311615-D	-35.0	-8.4	7.4	-0.1	-3.5	4.2
Young chickens, including bulk, chilled, frozen, whole, and in parts.....		311615-1	-22.1	0.1	2.8	1.7	0.9	-0.5
Turkeys (including frozen, whole, and parts).....		311615-7	-29.3	-2.2	-10.8	-6.8	-8.9	-8.3
Other poultry and small game (including frozen), whole, and parts.....		311615-9	9.5	0.3	0.1	0.0	-0.9	0.2
Secondary products and miscellaneous receipts.....		311615-SM						
Secondary products.....		311615-S	-	-12.2	-9.2	3.9	-2.9	-
Seafood product preparation & packaging.....	3117		-2.1	0.0	0.3	-0.3	-0.9	-0.8
Seafood product preparation and packaging.....	31171		-2.1	0.0	0.3	-0.3	-0.9	-0.8
Seafood product preparation and packaging.....	311710		-2.1	0.0	0.3	-0.3	-0.9	-0.8
Primary products.....		311710-P	-2.5	0.0	0.3	-0.3	-0.9	-0.8
Prepared frozen shellfish.....		311710-3	-17.1	-2.7	-0.1	-1.9	-5.9	-1.6
Prepared fresh fish/seafood, inc. surimi/surimi-based products.....		311710-6	-3.1	0.2	-0.7	-2.5	-0.8	-0.2
Prepared frozen fish.....		311710-7	-7.4	-1.2	0.1	0.0	0.2	-3.2
Other prepared fresh and frozen seafood.....		311710-9	27.1	1.8	6.8	0.2	0.6	5.7
Secondary products and miscellaneous receipts.....		311710-SM						
Secondary products.....		311710-S	-	0.1	0.0	0.9	0.7	-0.1
Bakeries & tortilla mfg.....	3118		8.7	0.4	0.6	-0.5	0.2	0.4
Bread & bakery product mfg.....	31181		9.5	0.5	0.8	0.1	-0.3	0.6
Retail bakeries.....	311811		6.4	0.5	0.7	0.0	0.3	0.0
Primary products.....		311811-P	6.7	0.6	0.8	0.0	0.3	0.0
Retail bakery products.....		311811-0	6.7	0.6	0.8	0.0	0.3	0.0
Secondary products and miscellaneous receipts.....		311811-SM						
Commercial bakeries.....	311812		10.3	0.6	0.4	0.1	-0.4	0.7
Primary products.....		311812-P	10.5	0.5	0.6	0.1	-0.5	0.8
Bread (white, wheat, rye, etc.), including frozen.....		311812-1	10.9	-0.1	2.1	-0.7	-0.6	1.6
White pan bread.....		311812-15	14.2	0.4	-0.2	-0.1	0.3	0.5
White hearth bread (French, Italian, etc.).....		311812-16	6.7	0.9	0.0	0.0	0.2	0.0
Dark wheat breads (whole wheat, cracked wheat, multigrain, etc.).....		311812-17	9.7	-1.3	3.2	-1.8	1.6	1.7
Other variety breads (rye, unleavened, raisin, potato, self-rising, salt-free, canned, etc.).....		311812-18	8.1	-0.8	6.7	-1.3	-4.6	4.5
Rolls, bread-type (including muffins, bagels, and croissants), including frozen.....		311812-5	11.0	1.0	-0.6	1.0	-1.9	0.3
Rolls, hamburger and wiener.....		311812-51	10.7	-0.2	-2.7	2.5	-1.2	-3.0
All other rolls, bread-type (incl. muffins, bagels, and croissants).....		311812-59	10.4	2.2	1.2	-0.2	-2.5	3.1
Soft cakes, excluding frozen.....		311812-7	4.3	0.6	0.1	-0.5	2.0	1.2
Other sweet goods, excluding frozen.....		311812-9	13.1	0.8	0.4	0.4	1.7	0.0
Secondary products and miscellaneous receipts.....		311812-SM						
Miscellaneous receipts.....		311812-M	8.0	0.0	-0.3	0.3	0.3	0.0
Secondary products.....		311812-S	9.5	1.9	-1.8	0.2	0.7	0.0
Frozen cakes and other pastries manufacturing.....	311813		7.4	-0.4	3.2	0.2	0.0	0.0
Primary products.....		311813-P	7.4	-0.4	3.6	0.2	-0.1	0.0
Frozen cakes, pies, and other pastries.....		311813-0	7.4	-0.4	3.6	0.2	-0.1	0.0
Secondary products and miscellaneous receipts.....		311813-SM						
Secondary products.....		311813-S	-	0.4	0.1	0.3	-	-
Cookie, cracker & pasta mfg.....	31182		6.5	0.2	0.1	-1.9	1.1	0.0
Cookie and cracker manufacturing.....	311821		4.5	0.3	0.3	0.0	2.3	0.1
Primary products.....		311821-P	4.1	0.2	0.0	0.0	2.6	0.0
Crackers, biscuits, and related products.....		311821-2	0.1	0.0	0.0	0.0	0.0	0.0

See footnotes at end of table.

Table 12. Producer price index percentage changes for the net output of selected industries and their products, not seasonally adjusted — Continued
 [June 2023]

Title ¹	Industry code	Product code	Unadjusted 12-month percent change ²	Unadjusted 1-month percent change ²				
				June 2022 to June 2023 ^P	Jan. to Feb.	Feb. to Mar. ^P	Mar. to Apr. ^P	Apr. to May ^P
Cookie and cracker manufacturing - Continued								
Saltines and all other crackers, cracker meal and crumbs, and biscuits.....		311821-24	0.1	0.0	0.0	0.0	0.0	0.0
Cookies, wafers, and ice cream cones and cups (excluding frozen).....		311821-4	7.0	0.3	0.0	0.0	4.4	0.0
Secondary products and miscellaneous receipts.....		311821-SM						
Secondary products.....		311821-S	–	1.3	2.9	0.0	-0.2	–
Dry pasta, dough, and flour mixes manufacturing from purchased flour.....								
Primary products.....	311824	311824-P	8.1	0.2	-0.1	-3.3	0.2	0.0
Prepared flour mixes (incl refrigerated & frozen doughs & batters) made from purchased flour.....		311824-1	8.5	0.3	-0.1	-3.6	0.1	0.0
Flour mixes (refrigerated & frozen doughs & batters), ex cake mixes, made from purchased flour.....		311824-12	8.4	-0.2	-0.1	-0.9	0.2	0.0
Dry macaroni, spaghetti and egg noodle products (excluding canned or frozen).....		311824-3	8.4	-0.2	-0.1	-1.0	0.2	0.0
Secondary products and miscellaneous receipts.....		311824-SM	8.5	1.3	0.0	-8.4	0.0	0.0
Secondary products.....		311824-S	2.3	-6.0	0.0	2.0	3.6	0.1
Tortilla mfg.....	31183		14.2	0.7	1.2	0.3	0.0	0.0
Tortilla manufacturing.....								
Primary products.....	311830	311830-P	14.2	0.7	1.2	0.3	0.0	0.0
Tortillas, sold in bulk or packages, excluding frozen or canned.....		311830-0	16.3	0.7	1.0	0.3	0.0	0.0
Secondary products and miscellaneous receipts.....		311830-SM	16.3	0.7	1.0	0.3	0.0	0.0
Miscellaneous receipts.....		311830-M	7.0	0.0	0.5	0.0	0.0	0.0
Secondary products.....		311830-S	8.0	0.4	5.6	0.6	0.0	0.0
Other food manufacturing.....	3119		1.1	-2.9	1.2	0.7	-2.0	-1.3
Snack food mfg.....	31191		7.9	0.8	1.4	0.2	3.3	0.9
Roasted nuts and peanut butter manufacturing.....								
Primary products.....	311911	311911-P	0.2	-0.4	-0.2	0.6	0.7	3.0
Nuts and seeds (salted, roasted, cooked, or blanched).....		311911-1	0.3	-0.4	-0.1	0.6	0.8	3.1
Nuts (salted, roasted, cooked, or blanched), sold in bulk.....		311911-11	0.0	-0.6	-0.2	0.7	0.8	3.0
Canned nuts (salted, roasted, cooked, or blanched).....		311911-11	-3.2	-0.5	-0.1	0.9	0.8	3.3
All other packaged nuts, including all types of seeds (salted, roasted, cooked, or blanched).....		311911-12	-0.2	-3.2	2.2	-2.9	2.4	0.0
Peanut butter.....		311911-13	-2.3	-0.5	-2.2	0.0	0.9	0.0
Secondary products and miscellaneous receipts.....		311911-4	3.7	0.8	0.5	0.1	0.2	3.8
Secondary products.....		311911-SM						
Secondary products.....		311911-S	5.5	0.0	-2.6	0.0	0.1	0.8
Other snack food manufacturing.....								
Primary products.....	311919	311919-P	11.6	1.3	2.2	0.0	4.5	0.0
Potato chips and sticks, plain and flavored.....		311919-1	12.1	1.4	2.3	0.0	4.6	0.0
Corn chips and related products.....		311919-1	14.4	1.8	0.3	0.0	6.9	-0.3
Other chips, sticks (hard pretzels, bacon rinds, popcorn (except candied), etc.).....		311919-4	9.2	0.0	4.7	0.0	0.0	0.0
Secondary products and miscellaneous receipts.....		311919-7	12.4	2.6	1.8	0.0	7.3	0.3
Secondary products.....		311919-SM						
Coffee & tea mfg.....	31192		6.8	0.8	-0.3	0.2	0.2	-0.1
Coffee and tea manufacturing.....								
Primary products.....	311920	311920-P	6.8	0.8	-0.3	0.2	0.2	-0.1
Roasted coffee.....		311920-1	6.6	0.8	-0.3	0.2	0.2	-0.1
Coffee, concentrated, including coffee substitutes.....		311920-1	6.3	-0.2	-0.4	0.4	0.2	-0.1
Tea in consumer packages.....		311920-5	0.2	0.0	0.0	0.0	0.0	0.0
Secondary products and miscellaneous receipts.....		311920-7	14.1	10.8	0.9	-0.7	0.3	-0.1
Miscellaneous receipts.....		311920-SM						
Miscellaneous receipts.....		311920-M	18.1	0.0	0.0	0.0	0.0	0.0
Flavoring syrup & concentrate mfg.....	31193		7.4	-0.5	0.4	0.8	-0.8	0.1
Flavoring syrup and concentrate manufacturing.....								
Primary products.....	311930	311930-P	7.5	-0.4	0.4	0.8	-0.8	0.1
Liquid beverage bases, excluding use by soft drink bottlers.....		311930-1	8.1	0.0	0.0	0.8	-0.8	0.4
Soft drink flavoring syrup, sold in bulk.....		311930-1	5.5	0.0	0.0	2.8	-2.7	1.2
Other flavoring agents (except chocolate syrups).....		311930-6	7.6	0.0	0.0	0.0	0.0	0.0
Secondary products and miscellaneous receipts.....		311930-8	6.7	0.0	-0.1	0.0	0.0	0.0
Secondary products.....		311930-SM						
Secondary products.....		311930-S	–	0.0	0.0	0.0	0.0	–
Seasoning & dressing mfg.....	31194		6.2	1.1	0.4	0.7	0.2	-0.2
Mayonnaise, dressing, and sauce manufacturing.....								
Primary products.....	311941	311941-P	9.9	1.0	0.8	1.3	0.4	-0.5
Vinegar and cider.....		311941-1	9.3	1.1	0.8	1.4	0.0	-0.5
Prepared sauces, excluding tomato-based sauces and sauces comprised of 20 percent or more meat.....		311941-1	5.2	0.4	0.0	4.1	0.0	0.0
Mayonnaise, salad dressings, and sandwich spreads.....		311941-4	12.5	2.0	0.0	2.5	0.0	-0.7
		311941-7	7.6	0.3	1.7	0.0	0.0	-0.4

See footnotes at end of table.

Table 12. Producer price index percentage changes for the net output of selected industries and their products, not seasonally adjusted — Continued
 [June 2023]

Title ¹	Industry code	Product code	Unadjusted 12-month percent change ²	Unadjusted 1-month percent change ²				
				June 2022 to June 2023 ^P	Jan. to Feb.	Feb. to Mar. ^P	Mar. to Apr. ^P	Apr. to May ^P
Mayonnaise, dressing, and sauce manufacturing - Continued								
Spoon-type salad dressing incl. mayonnaise, sandwich spreads, refrigerated dressings, semisolid.....		311941-75	4.1	0.4	2.0	0.0	0.0	-0.7
Pourable-type salad dressing (reduced calorie, cheese, vinegar and oil, etc.)....		311941-76	11.4	0.1	1.3	0.0	0.0	0.0
Secondary products and miscellaneous receipts.....		311941-SM						
Miscellaneous receipts.....		311941-M	2.1	0.0	0.0	2.1	0.0	0.0
Secondary products.....		311941-S	15.3	0.5	0.8	0.1	3.8	0.0
Spice and extract manufacturing.....	311942		2.9	1.1	0.0	0.0	0.0	0.1
Primary products.....		311942-P	2.7	1.1	0.0	0.0	0.0	0.1
Table salt (evaporated), pepper (white and black), and other spices.....		311942-1	1.7	-0.1	0.1	0.0	0.0	0.3
Pepper and other spices in commercial sizes (1 lb or more).....		311942-16	4.0	-0.2	0.0	0.0	0.0	1.1
Flavoring extracts, emulsions, liquid flavors, and food colorings.....		311942-6	1.9	1.9	0.0	0.0	0.0	0.0
Dry mix food preparations.....		311942-7	5.2	1.5	0.0	0.1	0.0	0.0
Secondary products and miscellaneous receipts.....		311942-SM						
All other food mfg.....	31199		-12.9	-11.1	2.4	1.3	-10.4	-6.1
Perishable prepared food manufacturing.....	311991		7.5	-8.4	-2.3	0.0	4.2	-0.9
Primary products.....		311991-P	8.1	-8.7	-2.4	0.0	4.4	-0.9
Perishable prepared foods.....		311991-0	8.1	-8.7	-2.4	0.0	4.4	-0.9
Secondary products and miscellaneous receipts.....		311991-SM						
Miscellaneous receipts.....		311991-M	2.4	0.0	0.0	0.0	0.0	0.0
All other miscellaneous food manufacturing.....	311999		-28.1	-13.3	6.4	2.4	-21.9	-11.5
Primary products.....		311999-P	-29.4	-13.9	6.6	2.5	-23.1	-12.3
All other miscellaneous manufactured foods.....		311999-0	-29.4	-13.9	6.6	2.5	-23.1	-12.3
Secondary products and miscellaneous receipts.....		311999-SM						
Beverage & tobacco mfg.....	312		10.3	0.6	0.1	-0.2	1.8	0.2
Beverage mfg.....	3121		10.0	-0.1	0.1	-0.4	1.8	0.2
Soft drink & ice mfg.....	31211		16.2	-0.6	0.0	-0.9	3.3	0.5
Soft drink manufacturing.....	312111		17.6	-0.9	-0.2	-1.0	3.5	0.9
Primary products.....		312111-P	18.1	-0.9	-0.2	-1.0	3.6	1.0
Soft drinks, non-carbonated.....		312111-A	29.4	-6.4	-0.2	-3.1	12.1	1.2
Soft drinks, non-carbonated, all other types.....		312111-A3	11.6	0.4	-0.2	0.1	-1.1	0.8
Soft drinks, non-carbonated, fruit drinks, cocktails, ades.....		312111-A4	40.4	-9.5	-0.2	-4.8	19.2	1.3
Soft drinks, bottled, canned, glass, plastic, carbonated.....		312111-2	13.5	1.6	-0.2	-0.1	0.1	1.0
Secondary products and miscellaneous receipts.....		312111-SM						
Miscellaneous receipts.....		312111-M	6.8	0.8	0.3	0.0	6.6	-2.6
Secondary products.....		312111-S	8.0	1.7	0.5	0.0	0.5	-1.5
Bottled water manufacturing.....	312112		6.3	0.5	1.3	-0.4	1.7	-2.1
Primary products.....		312112-P	6.5	0.5	1.3	-0.5	1.7	-2.1
Bottled water.....		312112-0	6.5	0.5	1.3	-0.5	1.7	-2.1
Secondary products and miscellaneous receipts.....		312112-SM						
Miscellaneous receipts.....		312112-M	-	-	-	-	-	-
Secondary products.....		312112-S2	-	1.8	0.9	-0.2	2.8	-
Ice manufacturing.....	312113		19.9	1.8	0.9	0.1	2.3	0.0
Primary products.....		312113-P	20.5	1.8	1.0	0.1	2.4	0.0
Ice, manufactured (cubed, crushed, etc.), including can or block.....		312113-0	20.5	1.8	1.0	0.1	2.4	0.0
Secondary products and miscellaneous receipts.....		312113-SM						
Miscellaneous receipts.....		312113-M	1.4	0.3	0.0	0.0	0.0	0.0
Breweries.....	31212		2.6	0.2	-0.1	0.0	-0.1	-0.1
Breweries.....	312120		2.6	0.2	-0.1	0.0	-0.1	-0.1
Primary products.....		312120-P	1.9	0.2	-0.2	-0.1	-0.1	-0.2
Canned beer and ale case goods.....		312120-1	1.9	0.6	-0.2	-0.2	-0.1	0.0
Bottled beer and ale case goods.....		312120-5	2.4	-0.1	-0.4	-0.1	0.0	-0.2
Beer and ale in barrels and kegs.....		312120-7	0.8	0.1	-0.1	0.2	-0.2	-0.4
All other malt beverages and brewing products.....		312120-9	4.6	-0.2	0.2	-0.3	0.1	0.1
Secondary products and miscellaneous receipts.....		312120-SM						
Miscellaneous receipts.....		312120-M	18.2	0.0	0.0	0.0	0.0	0.0
Wineries.....	31213		7.8	0.3	0.3	0.6	0.4	0.1
Wineries.....	312130		7.9	0.3	0.3	0.6	0.4	0.1
Primary products.....		312130-P	8.1	0.3	0.3	0.4	0.4	0.1
Wines, brandy, and brandy spirits.....		312130-0	8.1	0.3	0.3	0.4	0.4	0.1
Wines, white, red, and rose grape, and other fruits, 14 percent or less alcohol...		312130-08	3.8	0.3	0.3	0.4	0.4	0.1

See footnotes at end of table.

Table 12. Producer price index percentage changes for the net output of selected industries and their products, not seasonally adjusted — Continued
[June 2023]

Title ¹	Industry code	Product code	Unadjusted 12-month percent change ²	Unadjusted 1-month percent change ²				
			June 2022 to June 2023 ^P	Jan. to Feb.	Feb. to Mar. ^P	Mar. to Apr. ^P	Apr. to May ^P	May to June ^P
Wineries - Continued								
Wines, white grape, 14 percent or less alcohol content.....		312130-0811	6.1	0.5	0.4	0.3	0.4	0.0
Wines, red grape, 14 percent or less alcohol content.....		312130-0821	1.5	0.1	0.2	0.5	0.4	0.2
Wines, rose grape and other fruits and berries, 14 percent or less alcohol.		312130-0831	3.9	-0.3	0.2	0.0	0.0	0.0
Wines, dessert, effervescent, and wine coolers.....		312130-09	3.8	0.0	0.4	0.3	0.2	0.0
All other wines, brandy, and brandy spirits.....		312130-0B	24.4	0.4	-0.2	0.4	0.3	0.7
Secondary products and miscellaneous receipts.....		312130-SM						
Miscellaneous receipts.....		312130-M	8.2	2.0	2.0	6.5	0.0	0.0
Distilleries.....	31214		3.3	0.8	1.2	-0.2	2.3	0.0
Distilleries.....	312140		3.3	0.8	1.2	-0.2	2.3	0.0
Primary products.....		312140-P	3.1	0.8	1.2	-0.2	2.3	0.0
Distilled liquor, excluding brandy.....		312140-2	1.3	0.3	2.6	0.0	0.0	0.0
Distilled whiskey, all other distilled liquor, excluding brandy.....		312140-22	2.8	0.3	2.6	0.0	0.0	0.0
Bottled liquor, excluding brandy.....		312140-5	4.8	1.2	0.0	-0.3	4.4	0.0
Bottled whiskey.....		312140-5B	5.4	0.7	0.0	0.0	6.6	0.0
Bottled gin, vodka, rum, cordials, cocktails, and similiar compounds.....		312140-5C	3.4	2.4	0.0	-0.8	1.4	0.0
Secondary products and miscellaneous receipts.....		312140-SM						
Miscellaneous receipts.....		312140-M	13.8	0.0	0.0	0.0	0.0	0.0
Tobacco mfg.....	3122		10.8	1.9	0.0	0.1	1.8	0.0
Tobacco manufacturing.....	31223		10.8	1.9	0.0	0.1	1.8	0.0
Tobacco manufacturing.....	312230		10.8	1.9	0.0	0.1	1.8	0.0
Primary products.....		312230-P	10.9	1.9	0.0	0.1	1.8	0.0
Tobacco stemming and redrying.....		312230-0	2.8	0.0	-0.4	0.3	0.0	0.0
Tobacco, unstemmed leaf, redried before packing.....		312230-01	3.3	0.0	-0.6	0.5	0.0	0.0
Tobacco, stemmed.....		312230-04	2.2	0.0	0.0	0.0	0.0	0.0
Cigarettes, excluding electronic.....		312230-1	11.8	2.1	0.0	0.0	1.9	0.0
Other tobacco products.....		312230-9	6.9	1.0	0.2	0.8	1.3	0.2
Cigars.....		312230-91	5.9	0.0	0.0	4.5	0.1	1.3
Chewing and smoking tobacco.....		312230-94	7.0	1.2	0.3	0.0	1.7	0.0
Secondary products and miscellaneous receipts.....		312230-SM						
Textile mills.....	313		-2.9	-0.1	-0.2	-0.1	-0.5	0.0
Fiber, yarn, and thread mills.....	3131		-14.6	0.1	-2.0	-1.0	-0.9	0.3
Fiber, yarn, and thread mills.....	31311		-14.6	0.1	-2.0	-1.0	-0.9	0.3
Fiber, yarn, and thread mills.....	313110		-14.6	0.1	-2.0	-1.0	-0.9	0.3
Primary products.....		313110-P	-14.6	0.1	-2.0	-1.0	-0.9	0.3
Spun yarns.....		313110-4	-21.3	-0.6	-3.6	0.0	-0.2	0.2
Cotton spun yarns.....		313110-42	-	-1.3	-0.2	0.0	-0.2	0.5
Rayon, acetate, and lyocell spun yarns.....		313110-45	5.4	0.0	2.2	0.0	0.0	0.0
Noncellulosic fiber and other natural fiber (excluding cotton and wool) spun yarns.....		313110-47	-23.1	-1.3	0.0	0.4	-0.9	-0.7
Other noncellulosic fiber & other natural fiber yarns, spun & finished in the same est.....		313110-475	-	-1.1	0.0	1.2	-2.8	-2.5
Textured and twisted yarns.....		313110-6	-5.6	0.7	-0.5	-2.0	-1.7	0.5
Textured/crimped/bulked filament yarns, incl. stretch yarn, made from purchased filament yarn.....		313110-6H	-	0.9	-0.5	-2.2	-1.9	0.6
Fabric mills.....	3132		1.8	0.0	0.0	0.0	-0.1	-0.1
Broadwoven fabric mills.....	31321		4.4	-0.2	0.8	0.5	0.0	0.1
Broadwoven fabric mills.....	313210		4.4	-0.2	0.8	0.5	0.0	0.1
Primary products.....		313210-P	4.3	-0.2	0.7	0.5	0.0	0.1
Fabricated textile products, made in weaving mills.....		313210-W	-5.3	0.0	-0.7	-2.9	-0.4	0.8
Cotton broadwoven fabrics.....		313210-4	10.9	-0.2	2.4	2.4	0.4	0.1
Manmade, silk, and other natural fiber (excluding cotton and wool) broadwoven fabrics.....		313210-8	1.4	-0.3	0.2	0.0	-0.1	0.0
Greige manmade, silk, and other natural fiber (exc cotton/wool) broadwoven fabrics.....		313210-81	0.7	-0.3	0.3	0.0	-0.2	0.0
Finished manmade, silk, & natural fiber (exc cotton/wool) broadwoven, finished in weaving mills.....		313210-83	2.8	-0.1	0.1	0.0	0.2	0.0
Secondary products and miscellaneous receipts.....		313210-SM						
Narrow fabric mills and schiffli embroidery.....	31322		5.5	-0.1	0.1	-0.6	0.3	0.0
Narrow fabric mills and schiffli embroidery.....	313220		5.5	-0.1	0.1	-0.6	0.3	0.0
Primary products.....		313220-P	5.9	-0.1	0.1	-0.6	0.3	0.0
Woven narrow fabrics (12 inches or less in width).....		313220-2	4.7	0.0	0.2	-0.9	0.0	0.0

See footnotes at end of table.

Table 12. Producer price index percentage changes for the net output of selected industries and their products, not seasonally adjusted — Continued
 [June 2023]

Title ¹	Industry code	Product code	Unadjusted 12-month percent change ²	Unadjusted 1-month percent change ²				
				June 2022 to June 2023 ^P	Jan. to Feb.	Feb. to Mar. ^P	Mar. to Apr. ^P	Apr. to May ^P
Narrow fabric mills and schiffli embroidery - Continued								
Braided narrow fabrics (12 inches or less in width).....		313220-4	7.1	-0.7	-0.2	0.0	0.0	0.0
Secondary products and miscellaneous receipts.....		313220-SM						
Secondary products.....		313220-S	5.8	0.0	0.0	0.0	0.0	0.0
Nonwoven fabric mills.....	31323		-0.9	0.1	-0.4	-0.2	-0.2	-0.1
Nonwoven fabric mills.....	313230		-0.9	0.1	-0.4	-0.2	-0.2	-0.1
Primary products.....		313230-P	-1.1	0.1	-0.4	-0.2	-0.2	-0.1
Nonwoven fabrics.....		313230-1	-1.2	0.1	-0.6	-0.1	-0.1	0.0
Pressed, punched, or needled felts, excluding hats.....		313230-5	-2.1	1.2	2.7	-2.7	-1.9	-3.4
Secondary products and miscellaneous receipts.....		313230-SM1						
Knit fabric mills.....	31324		5.6	0.0	0.3	0.1	-0.3	0.0
Knit fabric mills.....	313240		5.6	0.0	0.3	0.1	-0.3	0.0
Primary products.....		313240-P	6.0	0.0	0.3	0.1	-0.3	0.0
Weft (circular) knit fabrics.....		313240-2	4.1	0.0	0.0	0.4	-0.7	-0.1
Weft (circular) knit fabrics, greige goods (excluding hosiery).....		313240-21	1.2	0.0	0.0	0.0	-0.9	-0.3
Weft (circular) knit fabrics, knit and finished in the same establishment (excl hosiery).....		313240-23	6.0	-0.1	0.0	0.7	-0.6	0.0
Other knit fabrics and laces.....		313240-4	8.0	0.0	0.5	-0.3	0.1	0.2
Warp knit fabrics, greige goods (excluding hosiery).....		313240-41	2.0	-0.3	0.2	0.0	-0.6	0.6
Warp knit fabrics, knit and finished in same establishment.....		313240-43	11.5	0.2	0.8	-0.6	0.7	-0.1
Secondary products and miscellaneous receipts.....		313240-SM1						
Textile and fabric finishing mills.....	3133		-1.1	-0.4	0.7	0.4	-0.7	-0.3
Textile and fabric finishing mills.....	31331		-3.9	-1.0	0.8	0.5	-0.9	-0.8
Textile and fabric finishing mills.....	313310		-3.8	-1.0	0.8	0.5	-0.9	-0.8
Primary products.....		313310-P	-4.0	-1.1	0.8	0.5	-1.0	-0.8
Textile and fabric finishing, except broadwoven.....		313310-B	-1.0	-5.9	0.3	0.3	0.0	-0.2
Finished broadwoven fabrics, finished in finishing mills.....		313310-4	-7.0	0.7	1.0	0.6	-1.3	-1.0
Commission finishing of cotton broadwoven fabrics.....		313310-43	7.8	0.5	0.5	0.3	-0.1	0.0
Other finished broadwoven fabrics (excl. cotton and wool), finished in finishing mills.....		313310-45	-20.4	0.0	0.6	1.5	-3.2	-2.8
Other commission finishing of broadwoven fabrics (excl. cotton & wool).....		313310-47	8.2	1.4	1.5	0.0	0.0	0.2
Secondary products and miscellaneous receipts.....		313310-SM						
Fabric coating mills.....	31332		5.7	1.0	0.6	0.1	-0.2	0.8
Fabric coating mills.....	313320		5.7	1.0	0.6	0.1	-0.2	0.8
Primary products.....		313320-P	5.9	1.0	0.6	0.1	-0.2	0.8
Vinyl coated fabrics, including expanded vinyl coated.....		313320-1	0.5	-0.3	0.0	0.0	-0.4	0.1
Rubber coated fabrics, garments, and footwear.....		313320-4	4.5	3.0	0.0	0.0	-0.3	0.0
Coated or laminated fabrics and coated yarns, incl. impregnated fabrics.....		313320-5	8.6	1.4	0.9	0.2	-0.1	1.3
Secondary products and miscellaneous receipts.....		313320-SM						
Secondary products.....		313320-S	3.0	0.0	0.0	0.1	0.1	-0.1
Textile product mills.....	314		3.5	0.1	0.0	0.3	-0.1	-0.1
Textile furnishings mills.....	3141		2.7	0.1	-0.2	0.5	-0.2	-0.2
Carpet and rug mills.....	31411		2.4	0.1	-0.3	0.6	-0.2	-0.3
Carpet and rug mills.....	314110		2.4	0.1	-0.3	0.6	-0.2	-0.3
Primary products.....		314110-P	2.2	0.1	-0.3	0.6	-0.2	-0.3
Carpet and rugs.....		314110-0	2.2	0.1	-0.3	0.6	-0.2	-0.3
Secondary products and miscellaneous receipts.....		314110-SM						
Curtain and linen mills.....	31412		3.3	0.0	0.2	0.2	0.0	0.0
Curtain and linen mills.....	314120		3.3	0.0	0.2	0.2	0.0	0.0
Primary products.....		314120-P	3.2	0.0	0.2	0.1	0.0	0.0
Curtains and draperies, made from purchased materials.....		314120-1	6.2	0.0	0.0	0.0	0.0	0.0
Other household textile products, made from purchased materials.....		314120-8	2.4	0.0	0.3	0.2	0.0	0.0
Bedspreads, made from purchased materials.....		314120-83	0.0	0.0	0.0	0.0	0.0	0.0
Other household furnishings, made from purchased materials.....		314120-89	2.9	0.0	0.4	0.2	0.0	0.0
Secondary products and miscellaneous receipts.....		314120-SM						
Miscellaneous receipts.....		314120-M	4.3	0.0	0.0	1.7	0.0	0.0
Secondary products.....		314120-S	5.1	0.0	0.0	0.0	0.0	0.0
Other textile product mills.....	3149		4.7	0.0	0.2	-0.1	-0.1	0.0
Textile bag and canvas mills.....	31491		1.7	0.0	0.0	0.1	0.0	0.0

See footnotes at end of table.

Table 12. Producer price index percentage changes for the net output of selected industries and their products, not seasonally adjusted — Continued
[June 2023]

Title ¹	Industry code	Product code	Unadjusted 12-month percent change ²	Unadjusted 1-month percent change ²				
			June 2022 to June 2023 ^P	Jan. to Feb.	Feb. to Mar. ^P	Mar. to Apr. ^P	Apr. to May ^P	May to June ^P
Textile bag and canvas mills.....	314910		1.7	0.0	0.0	0.1	0.0	0.0
Primary products.....		314910-P	1.6	0.0	0.0	0.1	0.0	0.0
Textile bags.....		314910-1	—	0.0	0.0	0.0	—	—
Canvas and related products.....		314910-5	1.1	0.0	0.0	0.1	0.0	0.0
Secondary products and miscellaneous receipts.....		314910-SM						
Miscellaneous receipts.....		314910-M	0.0	0.0	0.0	0.0	0.0	0.0
Secondary products.....		314910-S	2.5	0.0	0.0	0.0	0.0	0.0
All other textile product mills.....	31499		6.1	0.0	0.3	-0.1	-0.2	0.0
Rope, twine, tire cord, and tire fabric mills.....	314994		-2.9	-1.6	-0.1	-0.6	-0.6	-0.1
Primary products.....		314994-P	-3.6	-1.7	-0.1	-0.7	-0.6	-0.1
Rope, cordage, and twine.....		314994-4	3.5	0.8	-0.1	0.1	0.1	-0.2
Tire cord and tire fabrics.....		314994-7	-9.1	-3.7	0.0	-1.3	-1.3	0.0
Secondary products and miscellaneous receipts.....		314994-SM						
Miscellaneous receipts.....		314994-M	12.8	0.0	-0.6	-0.1	0.2	0.5
All other miscellaneous textile product mills.....	314999		9.4	0.6	0.4	0.0	0.0	0.0
Primary products.....		314999-P	10.3	0.8	0.4	0.0	0.0	0.0
Embroideries (excluding Schiffl machine products) and embroidery contractors. . .		314999-6	3.3	0.3	0.0	0.0	0.0	0.0
Trimmings and findings, excluding automobile and apparel.....		314999-7	8.4	0.0	8.0	0.0	0.0	0.0
All other miscellaneous fabricated textile products.....		314999-8	12.2	1.0	0.1	0.0	0.0	0.0
Secondary products and miscellaneous receipts.....		314999-SM						
Miscellaneous receipts.....		314999-M	5.8	0.0	0.2	0.0	0.0	0.0
Secondary products.....		314999-S	3.1	0.0	0.0	0.3	0.0	0.0
Apparel manufacturing.....	315		3.1	-0.2	0.0	0.0	0.4	0.1
Apparel knitting mills.....	3151		2.0	0.0	0.0	0.0	0.0	0.0
Apparel Knitting Mills.....	31512		—	0.0	0.0	0.0	0.0	0.0
Apparel knitting mills.....	315120		—	0.0	0.0	0.0	0.0	0.0
Primary products.....		315120-P	—	0.0	0.0	0.0	0.0	0.0
Hosiery and socks.....		315120-1	1.7	0.0	0.0	0.0	0.0	0.0
Hosiery and socks.....		315120-10	1.7	0.0	0.0	0.0	0.0	0.0
Other apparel knitting mills.....		315120-2	—	0.0	0.0	0.0	0.0	—
Secondary products and miscellaneous receipts.....		315120-SM						
Cut and sew apparel manufacturing.....	3152		2.9	-0.3	0.0	0.0	0.6	0.1
Cut and sew apparel contractors.....	31521		7.1	1.3	0.0	0.0	0.0	0.0
Cut and sew apparel contractors.....	315210		7.1	1.3	0.0	0.0	0.0	0.0
Primary products.....		315210-P	7.4	1.3	0.0	0.0	0.0	0.0
Contract receipts for women's, girls', and infants' apparel.....		315210-2	—	2.3	0.0	—	—	—
Contract receipts for men's and boys' (including unisex) apparel.....		315210-4	8.0	0.0	0.0	0.0	0.0	0.0
Contract receipts for men's and boys' pants, work apparel, and other outerwear.....		315210-48	9.8	0.0	0.0	0.0	0.0	0.0
Secondary products and miscellaneous receipts.....		315210-SM						
Cut and sew apparel manufacturing (except contractors).....	31525		—	-0.8	0.0	0.0	0.8	0.2
Cut and sew apparel manufacturing (except contractors).....	315250		—	-0.8	0.0	0.0	0.8	0.2
Primary products.....		315250-P	—	-0.8	0.0	0.0	0.8	0.2
Men's and boys' cut and sew apparel manufacturing.....		315250-1	4.9	0.1	0.1	0.0	2.4	0.0
Men's and boys' nightwear, robes, and underwear, made from purchased fabrics.....		315250-11	0.0	0.0	0.0	0.0	0.0	0.0
Men's and boys' suits, coats, and overcoats, made from purchased fabrics. . . .		315250-12	—	-0.9	0.3	0.0	4.9	0.0
Men's and boys' shirts, except work shirts, made from purchased fabrics.		315250-13	2.3	1.6	0.0	0.0	0.0	0.0
Men's and boys' pants, except work pants, made from purchased fabrics.		315250-14	—	0.0	0.0	0.0	0.0	—
Men's and boys' work clothing, made from purchased fabrics.		315250-15	3.7	0.7	0.0	0.0	2.2	0.0
Men's and boys' other outerwear, made from purchased fabrics.		315250-16	5.2	0.2	0.0	-0.1	0.0	0.0
Women's, girls', and infants' cut and sew apparel manufacturing.....		315250-2	-1.1	-1.6	0.0	0.0	0.2	0.4
Women's and girls' lingerie and nightwear, made from purchased fabrics.		315250-21	1.1	0.0	0.0	0.0	1.1	0.0
Women's and girls' blouses and shirts, made from purchased fabrics.		315250-22	0.1	0.0	0.0	0.0	0.0	0.0
Women's and girls' dresses, made from purchased fabrics.		315250-23	-4.2	-4.2	0.0	0.0	0.1	0.0
Women's and girls' suits, coats, and skirts, made from purchased fabrics.		315250-24	-0.1	0.2	0.0	0.0	0.2	4.6
Women's and girls' other outerwear, made from purchased fabrics.		315250-25	1.4	0.1	0.0	0.0	0.6	0.2
Other cut and sew apparel manufacturing.....		315250-3	—	0.1	0.0	0.1	0.0	0.0
Fur and leather apparel, made from purchased materials.		315250-31	4.2	0.0	0.2	0.4	0.0	0.0
All other cut and sew apparel, made from purchased materials.		315250-32	3.1	0.1	0.0	0.0	0.0	0.0
Secondary products and miscellaneous receipts.....		315250-SM						
Miscellaneous receipts.....		315250-M	—	0.0	0.0	0.0	0.6	0.0

See footnotes at end of table.

Table 12. Producer price index percentage changes for the net output of selected industries and their products, not seasonally adjusted — Continued
 [June 2023]

Title ¹	Industry code	Product code	Unadjusted 12-month percent change ²	Unadjusted 1-month percent change ²				
				June 2022 to June 2023 ^P	Jan. to Feb.	Feb. to Mar. ^P	Mar. to Apr. ^P	Apr. to May ^P
Cut and sew apparel manufacturing (except contractors) - Continued								
Secondary products.....		315250-S	0.9	0.0	0.0	0.0	0.2	0.1
Accessories and other apparel manufacturing.....	3159		4.9	0.0	0.0	0.1	0.1	0.2
Accessories and other apparel manufacturing.....	31599		4.9	0.0	0.0	0.1	0.1	0.2
Accessories and other apparel manufacturing.....	315990		4.9	0.0	0.0	0.1	0.1	0.2
Primary products.....		315990-P	2.6	0.0	0.0	0.1	0.1	0.2
All other accessories and apparel.....		315990-B	2.5	0.0	0.0	0.0	0.0	0.0
Leather belts, made from purchased materials.....		315990-BC	-	0.0	0.0	0.0	0.0	-
All other apparel accessories, made from purchased materials.....		315990-BE	3.1	0.0	0.0	0.0	0.0	0.0
Hats, caps, and millinery products.....		315990-4	1.2	0.0	0.0	0.0	0.2	0.0
Men's and boys' fabric, straw, and felt hats, made from purchased materials.....		315990-41	0.0	0.0	0.0	0.0	0.0	0.0
Women's, girls', and infants' fabric, straw, and felt hats, made from purchased materials.....		315990-43	0.0	0.0	0.0	0.0	0.0	0.0
Hat bodies and fabric caps, made from purchased materials.....		315990-45	6.1	0.0	0.0	0.0	1.5	0.0
Gloves and mittens, made from purchased materials.....		315990-7	7.8	0.0	0.0	0.7	0.0	1.2
Secondary products and miscellaneous receipts.....		315990-SM						
Miscellaneous receipts.....		315990-M	11.5	0.0	0.0	0.0	0.0	0.0
Secondary products.....		315990-S	3.2	0.0	0.0	0.0	0.0	0.1
Leather and allied product manufacturing.....	316		4.2	0.1	0.1	0.2	0.0	0.1
Leather and hide tanning and finishing.....	3161		1.9	-0.6	0.7	0.0	-0.2	-0.4
Leather and hide tanning and finishing.....	31611		1.9	-0.6	0.7	0.0	-0.2	-0.4
Leather and hide tanning and finishing.....	316110		1.9	-0.6	0.7	0.0	-0.2	-0.4
Primary products.....		316110-P	1.9	-0.6	0.7	0.0	-0.2	-0.4
Finished and unfinished leather.....		316110-1	1.9	-0.7	0.8	0.0	-0.3	-0.5
Tanning or finishing leather owned by others, and furs, dressed and dyed or bleached.....		316110-2	2.3	0.0	0.0	0.0	0.6	0.0
Contract and commission receipts for tanning or finishing leather owned by others.....		316110-21	1.9	0.0	0.0	0.0	0.0	0.0
Secondary products and miscellaneous receipts.....		316110-SM						
Footwear manufacturing.....	3162		6.5	0.7	-0.2	0.5	0.0	0.0
Footwear manufacturing.....	31621		6.5	0.7	-0.2	0.5	0.0	0.0
Footwear manufacturing.....	316210		6.5	0.7	-0.2	0.5	0.0	0.0
Primary products.....		316210-P	6.8	0.7	-0.2	0.5	0.0	0.0
Rubber and plastics footwear, including athletic footwear.....		316210-1	0.9	0.0	0.0	0.0	0.4	0.0
Men's footwear (size 6 and larger), excluding athletic.....		316210-2	11.9	1.2	-0.4	0.7	0.0	0.0
Women's footwear (size 4 and larger), excluding athletic.....		316210-5	2.7	0.0	0.0	0.5	0.0	0.0
Secondary products and miscellaneous receipts.....		316210-SM						
Miscellaneous receipts.....		316210-M	5.4	0.1	0.0	0.8	0.0	0.1
Other leather product manufacturing.....	3169		2.9	0.0	0.1	0.0	0.0	0.6
Other leather product manufacturing.....	31699		2.9	0.0	0.1	0.0	0.0	0.6
Other leather and allied product manufacturing.....	316990		-	0.0	0.1	0.0	0.0	0.6
Primary products.....		316990-P	-	0.0	0.0	0.0	0.0	0.6
Women's and children's handbags and purses.....		316990-1	0.5	0.1	0.1	0.0	0.0	0.1
All other leather goods and allied products.....		316990-2	3.7	0.0	0.0	0.0	0.0	0.7
Luggage (including suitcases, travel bags, backpacks, and other types).....		316990-21	4.2	0.0	0.0	0.0	0.0	1.8
Personal leather goods (excluding women's handbags and purses).....		316990-22	1.2	0.0	0.4	0.4	0.3	0.0
Boot and shoe cut stock and findings.....		316990-24	6.1	0.0	0.1	0.0	0.0	3.4
All other miscellaneous leather goods.....		316990-25	3.0	0.0	0.0	0.0	0.0	-0.4
Secondary products and miscellaneous receipts.....		316990-SM						
Miscellaneous receipts.....		316990-M	2.6	0.1	0.0	0.0	0.0	0.0
Wood product manufacturing.....	321		-11.4	-0.2	-0.5	-0.3	0.2	-0.3
Sawmills and wood preservation.....	3211		-14.9	1.0	-0.4	-0.3	0.4	-1.3
Sawmills and wood preservation.....	32111		-14.9	1.0	-0.4	-0.3	0.4	-1.3
Sawmills.....	321113		-18.7	1.1	-1.0	-1.2	0.6	-1.6
Primary products.....		321113-P	-19.6	1.2	-1.1	-1.2	0.7	-1.7
Hardwood lumber, made in sawmills.....		321113-1	-29.5	-3.5	-2.2	-1.2	1.4	-3.4
Softwood lumber, made in sawmills.....		321113-3	-21.6	3.6	-1.1	-1.4	0.5	-1.4
Softwood dressed lumber, less than 2 inches in nominal thickness, not edge worked.....		321113-32	-34.4	-5.4	-6.1	-3.7	-2.4	-6.9
Softwood dressed 2-inch lumber, 2 inches in nominal thickness only, not edge worked.....		321113-33	-26.0	8.6	-0.4	-1.4	1.0	-0.2

See footnotes at end of table.

Table 12. Producer price index percentage changes for the net output of selected industries and their products, not seasonally adjusted — Continued
 [June 2023]

Title ¹	Industry code	Product code	Unadjusted 12-month percent change ²	Unadjusted 1-month percent change ²				
				June 2022 to June 2023 ^P	Jan. to Feb.	Feb. to Mar. ^P	Mar. to Apr. ^P	Apr. to May ^P
Sawmills - Continued								
Softwood dressed lumber and timbers, more than 2 inches in nominal thickness, not edge worked.....		321113-34	-12.9	2.4	-0.9	0.6	2.6	-4.5
Wood chips, excluding field chips.....		321113-5	-0.1	-0.1	1.0	-0.8	0.3	0.6
Wood ties, siding, shingles, and shakes, and contract sawing of logs owned by others.....		321113-7	7.7	0.0	1.2	-0.2	1.4	0.0
Secondary products and miscellaneous receipts.....		321113-SM						
Wood preservation.....	321114		2.3	0.4	1.6	2.7	-0.1	-0.3
Primary products.....		321114-P	3.5	0.5	1.6	2.6	-0.3	-0.3
Wood poles, piles, and posts owned and treated by the same establishment.....		321114-1	12.9	-0.5	3.0	4.0	0.7	0.0
Other wood products owned and treated by the same establishment.....		321114-5	-2.2	1.7	0.2	1.3	-1.5	-0.6
Receipts for treating wood owned by others w/ arsenical chemicals, creosote, & other chemicals.....		321114-9	-0.6	0.1	0.1	-0.4	0.0	-0.6
Secondary products and miscellaneous receipts.....		321114-SM						
Plywood and engineered wood product mfg.....	3212		-21.2	-2.1	-0.7	-0.3	0.8	-0.1
Plywood and engineered wood product mfg.....	32121		-21.2	-2.1	-0.7	-0.3	0.8	-0.1
Hardwood veneer and plywood manufacturing.....	321211		3.1	-3.5	0.0	0.0	-1.4	0.8
Primary products.....		321211-P	1.9	-3.5	-0.3	-0.5	-1.5	0.9
Hardwood veneer, including veneer backed with paper, cloth, or other flexible material.....		321211-1	2.7	0.2	0.1	0.1	-3.5	0.8
Hardwood plywood.....		321211-4	-6.9	-9.4	0.2	-1.5	-0.3	0.0
Hardwood veneered panels, including two-ply veneers.....		321211-7	21.1	-1.9	-2.3	-0.1	1.7	2.6
Secondary products and miscellaneous receipts.....		321211-SM						
Softwood veneer and plywood manufacturing.....	321212		-27.1	-0.6	-1.5	-0.2	-1.0	-0.4
Primary products.....		321212-P	-31.2	-0.2	-1.5	-0.2	-0.3	-0.4
Softwood veneer, incl. veneer backed w/ paper, cloth, or other flexible material.....		321212-1	-39.3	-4.0	-3.1	-1.6	-0.2	-0.4
Softwood plywood products: rough, sanded, and specialties.....		321212-4	-27.6	2.1	-0.7	0.5	-0.4	-0.4
Secondary products and miscellaneous receipts.....		321212-SM						
Secondary products.....		321212-S	-4.8	-4.5	-1.1	0.0	-7.5	0.1
Engineered wood member manufacturing.....	321215		-	-3.4	-1.2	-2.1	-1.8	-0.7
Primary products.....		321215-P	-	-3.2	-1.4	-2.4	-1.9	-0.8
Engineered wood members (excluding trusses).....		321215-1	-10.3	-1.6	-1.3	-1.2	-0.8	-0.4
Laminated veneer lumber.....		321215-11	-	-1.1	-1.5	0.0	-2.3	-
Other engineered structural wood members, excluding trusses & laminated veneer lumber.....		321215-12	-13.1	-1.8	-1.2	-1.9	0.0	-0.1
Wood trusses.....		321215-2	-27.2	-3.8	-1.4	-2.9	-2.4	-0.9
Secondary products and miscellaneous receipts.....		321215-SM						
Reconstituted wood product manufacturing.....	321219		-21.7	-0.6	0.2	1.8	5.7	0.4
Primary products.....		321219-P	-21.4	-0.8	0.8	2.1	6.1	0.4
Hardboard products.....		321219-B	2.0	0.0	0.9	0.0	-0.8	0.0
Particleboard made from particleboard produced at the same location.....		321219-1	-9.3	-2.4	-2.3	-0.8	-1.2	0.0
Secondary products and miscellaneous receipts.....		321219-SM						
Other wood product manufacturing.....	3219		-4.9	0.3	-0.4	-0.3	-0.1	-0.1
Millwork.....	32191		-2.1	1.3	-0.2	-0.8	-0.1	0.3
Wood window and door manufacturing.....	321911		4.7	3.3	-0.2	-1.4	-0.4	-0.1
Primary products.....		321911-P	5.1	3.4	-0.3	-1.4	-0.4	-0.1
Wood window units.....		321911-1	12.1	4.3	0.2	0.0	0.0	0.0
Double hung wood window units.....		321911-11	4.3	4.3	0.0	0.0	0.0	0.0
Casement wood window units.....		321911-12	14.9	4.3	0.4	0.0	0.0	0.0
All other wood window units, including horizontal sliding, awning and single hung.....		321911-13	24.8	4.4	0.0	0.0	0.0	0.0
Wood sash, excluding sash shipped in window units.....		321911-3	14.4	4.6	0.0	0.0	0.0	0.0
Wood window & door frames, incl. door frames in door units, excl. window frames in window units.....		321911-5	-20.8	0.3	-2.0	-3.6	-2.1	-0.6
Wood panel, flush, & molded face doors, interior & exterior, incl. doors with glazed sections.....		321911-7	8.2	4.0	0.0	-2.6	-0.2	0.0
Other wood doors, incl. garage, patio, bifold, cabinet, screen, storm and louver.....		321911-9	11.0	3.8	-0.1	-0.4	0.1	0.0
Secondary products and miscellaneous receipts.....		321911-SM						
Secondary products.....		321911-S	-2.4	3.9	-1.3	-2.5	-1.1	-0.9
Cut stock, resawing lumber, and planing.....	321912		-10.1	-1.1	-0.2	-0.7	0.3	0.9
Primary products.....		321912-P	-11.1	0.8	-0.2	-0.8	0.3	1.3
Softwood lumber, made from purchased lumber.....		321912-3	-12.6	2.0	-1.6	-0.5	0.5	-0.1
Hardwood cut stock and dimension.....		321912-6	-12.4	0.0	0.0	0.0	0.0	4.1
Softwood cut stock and dimension.....		321912-8	-21.7	3.4	0.1	1.2	-8.5	-1.2

See footnotes at end of table.

Table 12. Producer price index percentage changes for the net output of selected industries and their products, not seasonally adjusted — Continued
 [June 2023]

Title ¹	Industry code	Product code	Unadjusted 12-month percent change ²	Unadjusted 1-month percent change ²				
			June 2022 to June 2023 ^P	Jan. to Feb.	Feb. to Mar. ^P	Mar. to Apr. ^P	Apr. to May ^P	May to June ^P
Cut stock, resawing lumber, and planing - Continued								
Sawn wood fence stock, wood lath, and contract resawing and planing.....		321912-9	0.0	0.0	0.0	0.0	0.0	0.0
Secondary products and miscellaneous receipts.....		321912-SM						
Other millwork, including flooring.....	321918		-3.2	-0.2	-0.2	0.2	0.1	0.7
Primary products.....		321918-P	-2.9	-0.1	-0.3	0.6	0.1	0.2
Wood moldings.....		321918-2	-2.1	-0.5	-0.4	-0.2	0.5	0.0
Other wood millwork products, including stairwork, exterior millwork, and softwood flooring.....		321918-5	-10.8	-0.3	0.1	0.7	0.2	0.0
Hardwood flooring.....		321918-7	-0.4	0.8	-0.9	1.2	-0.5	0.6
Hardwood flooring, other than oak and maple.....		321918-72	0.3	0.0	0.2	0.0	0.0	0.0
Oak and maple hardwood flooring.....		321918-73	-0.6	0.8	-0.9	1.3	-0.6	0.7
Secondary products and miscellaneous receipts.....		321918-SM						
Miscellaneous receipts.....		321918-M	-	-	-	-	0.4	-
Secondary products.....		321918-S	-10.4	-2.4	1.0	-0.4	0.2	-1.2
Wood container and pallet manufacturing.....	32192		-12.0	-1.8	-0.9	-0.3	-1.1	-1.3
Wood container and pallet manufacturing.....	321920		-12.0	-1.8	-0.9	-0.3	-1.1	-1.3
Primary products.....		321920-P	-12.6	-1.8	-0.9	-0.3	-0.9	-1.4
Nailed and lock-corner wood boxes.....		321920-1	-1.4	0.0	0.0	0.0	0.0	0.0
Wood box and crate shook.....		321920-3	-14.4	0.3	0.0	-3.0	-1.1	0.0
Wood pallets and pallet containers, wood and metal combination.....		321920-5	-12.5	-2.1	-1.0	-0.3	-0.9	-1.6
Other wood container parts and wood containers.....		321920-7	-12.8	0.0	0.0	2.1	0.0	0.0
Secondary products and miscellaneous receipts.....		321920-SM						
Miscellaneous receipts.....		321920-M	-25.1	-7.9	-1.9	-1.5	-14.6	-1.9
Secondary products.....		321920-S	-7.5	0.5	-0.4	-0.1	-4.2	0.7
All other wood product manufacturing.....	32199		-4.9	0.2	-0.3	0.4	0.5	0.1
Manufactured home, mobile home, manufacturing.....	321991		-4.6	-0.6	-0.2	0.0	0.5	0.2
Primary products.....		321991-P	-4.7	-0.6	-0.2	0.0	0.5	0.2
Manufactured homes (mobile homes), all width sizes (incl. multisection).....		321991-1	-4.7	-0.6	-0.2	0.0	0.5	0.2
Secondary products and miscellaneous receipts.....		321991-SM						
Prefabricated wood building manufacturing.....	321992		-4.6	-0.3	0.0	0.6	0.2	0.3
Primary products.....		321992-P	-6.5	-0.3	0.0	0.6	0.2	0.3
Prefabricated stationary wood buildings, components (not sold as complete units).....		321992-1	3.5	0.2	-0.9	0.0	-0.7	-0.4
Prefabricated stationary wood buildings, shipped in panel form (complete units).....		321992-5	-23.8	-0.2	-0.1	0.0	0.4	0.1
Prefabricated stationary wood buildings, precut packages (complete units).....		321992-6	0.6	0.0	0.4	0.2	0.4	1.4
Prefabricated stationary wood buildings, shipped in three-dimensional assemblies.....		321992-7	-0.1	-0.8	0.1	1.7	0.1	0.0
Prefabricated stationary wood buildings, three-dimensional assemblies, residential.....		321992-71	0.5	0.0	0.1	1.9	0.1	0.0
Prefabricated stationary wood buildings, three-dimensional assemblies, nonresidential.....		321992-72	-7.0	-7.6	0.0	0.0	0.0	0.0
Secondary products and miscellaneous receipts.....		321992-SM						
Miscellaneous receipts.....		321992-M	4.9	-0.1	-1.2	0.0	0.2	-0.5
Secondary products.....		321992-S	-	0.0	2.5	0.0	-0.2	-0.1
Miscellaneous wood product manufacturing.....	321999		-5.6	1.4	-0.7	0.6	0.7	-0.2
Primary products.....		321999-P	-6.7	1.7	-0.8	0.7	0.0	-0.2
All other miscellaneous wood products.....		321999-0	-6.7	1.7	-0.8	0.7	0.0	-0.2
Secondary products and miscellaneous receipts.....		321999-SM						
Paper manufacturing.....	322		2.3	-0.1	-0.7	-0.4	-0.3	-0.4
Pulp, paper & paperboard mills.....	3221		0.7	-0.6	-0.4	-0.7	-0.8	-1.0
Pulp mills.....	32211		-10.5	-3.5	-0.2	-7.4	-7.2	-3.6
Pulp mills.....	322110		-10.5	-3.5	-0.2	-7.4	-7.2	-3.6
Primary products.....		322110-P	-10.5	-3.5	-0.2	-7.4	-7.2	-3.6
Special alpha and dissolving wood pulp, incl. sulfite and sulfate and other wood pulp.....		322110-6	-12.0	-4.0	0.3	-8.3	-8.2	-4.3
All other miscellaneous pulp, other than wood, and pulp mill by-products, incl. turpentine.....		322110-9	2.1	0.0	-3.5	-1.3	0.0	0.8
Paper mills.....	32212		4.7	0.2	-0.6	0.2	-0.7	-0.8
Paper mills.....	322120		4.6	0.2	-0.6	0.2	-0.7	-0.8
Primary products.....		322120-P	5.4	0.6	-0.4	0.4	-0.2	-1.0
Bleached bristol, clay-coated, uncoated, and industrial converted paper.....		322120-1	5.2	1.1	-1.7	1.2	-0.7	-1.1
Construction paper.....		322120-2	-	0.0	0.0	0.0	-1.8	-0.9
Sanitary tissue paper products, made in paper mills.....		322120-4	7.4	0.3	0.3	0.1	0.4	-0.7

See footnotes at end of table.

Table 12. Producer price index percentage changes for the net output of selected industries and their products, not seasonally adjusted — Continued
 [June 2023]

Title ¹	Industry code	Product code	Unadjusted 12-month percent change ²	Unadjusted 1-month percent change ²				
				June 2022 to June 2023 ^P	Jan. to Feb.	Feb. to Mar. ^P	Mar. to Apr. ^P	Apr. to May ^P
Paper mills - Continued								
Newsprint and uncoated ground-wood paper.....		322120-5	1.3	1.6	2.2	-1.1	0.7	-3.7
Secondary products and miscellaneous receipts.....		322120-SM						
Paperboard mills.....	32213		-2.6	-1.0	-0.2	-0.6	0.1	-0.9
Paperboard mills.....	322130		-2.6	-1.0	-0.2	-0.6	0.1	-0.9
Primary products.....		322130-P	-1.9	-1.0	-0.1	-0.6	0.0	-0.7
Bleached packaging and industrial converting paperboard.....		322130-B	2.9	0.0	0.0	0.0	0.0	0.0
Unbleached kraft packaging and industrial converting paperboard.....		322130-1	-0.5	-0.6	0.0	-0.4	0.0	-0.1
Recycled paperboard.....		322130-7	-7.5	-1.6	-0.6	-1.9	0.1	-2.2
Secondary products and miscellaneous receipts.....		322130-SM						
Converted paper product mfg.....	3222		2.8	0.0	-0.8	-0.3	0.1	-0.1
Paper container mfg.....	32221		0.5	-0.4	-1.1	-0.6	0.4	-0.2
Corrugated and solid fiber box manufacturing.....	322211		-4.2	-0.7	-1.6	-1.3	-0.3	-0.4
Primary products.....		322211-P	-3.8	-0.8	-1.6	-1.3	-0.3	-0.3
Corrugated and solid fiber boxes, including pallets.....		322211-0	-3.8	-0.8	-1.6	-1.3	-0.3	-0.3
Corrugated shipping containers for food and beverages and carryout boxes for retail food.....		322211-01	-0.3	-0.8	-0.4	-1.5	0.0	0.1
Corrugated shipping containers for paper and allied products.....		322211-02	-6.1	-0.9	-3.9	-0.7	-0.4	-0.1
Corrugated shipping containers for metal and electrical machinery.....		322211-03	1.4	-0.3	0.0	-0.6	0.0	-0.6
Corrugated shipping containers for all other end uses.....		322211-04	-4.3	-0.4	-1.5	-1.4	0.0	-1.2
Corrugated paperboard in sheets and rolls, lined and unlined.....		322211-05	-9.5	-1.4	-4.1	-2.3	-1.3	0.1
Other corrugated and solid fiber products, including containers, pallets, pads, etc.....		322211-09	-1.8	-1.1	-0.4	-0.5	0.0	0.0
Secondary products and miscellaneous receipts.....		322211-SM						
Miscellaneous receipts.....		322211-M	-9.1	4.2	-4.9	4.7	0.3	-4.7
Secondary products.....		322211-S	0.9	0.0	0.0	0.0	0.0	-1.7
Folding paperboard box manufacturing.....	322212		13.9	0.3	0.5	1.1	2.1	0.0
Primary products.....		322212-P	14.2	0.3	0.1	1.1	2.1	0.0
Folding paperboard boxes, packaging, and packaging components.....		322212-0	14.2	0.3	0.1	1.1	2.1	0.0
Secondary products and miscellaneous receipts.....		322212-SM						
Other paperboard container manufacturing.....	322219		5.3	0.4	-0.8	0.3	0.8	0.1
Primary products.....		322219-P	5.6	0.5	-0.9	0.3	0.8	0.1
Setup (rigid) paperboard boxes.....		322219-1	21.8	4.4	1.4	-0.2	0.7	0.7
Paperboard fiber drums with ends of any material.....		322219-7	-1.2	-3.0	0.0	-0.4	0.3	0.1
Fiber cans, tubes, and similar fiber products.....		322219-8	6.1	2.6	-2.6	2.0	0.3	0.0
Fiber cans, all fiber and composite.....		322219-81	6.3	4.4	-4.1	3.3	0.6	0.1
Fiber cores and tubes.....		322219-82	3.9	0.0	-0.3	0.0	-0.1	-0.2
Paperboard cones, reels, spools, bobbins, blocks, and all vulcanized fiber products.....		322219-83	0.8	0.0	0.0	0.0	0.0	0.0
Secondary products and miscellaneous receipts.....		322219-SM						
Paper bag and coated and treated paper mfg.....	32222		4.6	0.2	-0.1	0.1	-0.3	0.2
Paper bag and coated and treated paper manufacturing.....	322220		4.6	0.2	-0.1	0.1	-0.3	0.2
Primary products.....		322220-P	5.8	0.2	-0.1	0.1	-0.3	0.2
Specialty bags, pouches, and liners, multiweb laminations and foil, except film-film.....		322220-C	4.7	-0.2	0.0	-0.3	0.0	0.3
Uncoated single-web paper grocers' bags and sacks and variety and shopping bags.....		322220-D	17.9	0.0	0.0	12.7	1.7	0.0
Laminated aluminum foil rolls and sheets for flexible packaging uses.....		322220-F	12.9	0.0	0.1	-0.4	0.0	0.0
Pasted, lined, laminated, or surface-coated paperboard.....		322220-G	0.1	0.0	0.0	0.0	0.0	0.0
Single-web paper, rolls and sheets, including waxed, for flexible packaging uses.....		322220-H	20.7	1.3	0.0	-0.3	0.0	0.0
Multiweb laminated rolls and sheets, except foil, for flexible packaging uses.....		322220-J	3.1	0.5	0.1	1.3	-4.4	-0.1
Printing paper, coated at establishments other than where paper was produced.....		322220-K	-	0.0	-1.5	0.0	0.0	-
Pressure-sensitive products.....		322220-N	4.5	0.0	-0.2	-1.1	0.4	0.2
Wallcoverings.....		322220-7	0.0	0.0	0.0	0.0	0.0	0.0
Converted foil for nonpackaging applications.....		322220-8	11.0	-1.9	0.0	0.0	0.0	0.0
Other coated and processed papers, except for packaging uses.....		322220-9	2.1	1.8	2.4	-1.3	-2.9	0.3
Secondary products and miscellaneous receipts.....		322220-SM						
Miscellaneous receipts.....		322220-M	-17.8	1.5	0.0	0.0	0.5	0.0
Stationery product mfg.....	32223		9.2	0.9	-1.6	1.5	-1.0	0.1
Stationery product manufacturing.....	322230		9.2	0.9	-1.6	1.5	-1.0	0.1
Primary products.....		322230-P	8.9	1.0	-1.6	1.6	-1.0	0.1
Die-cut paper and paperboard office supplies.....		322230-4	16.8	0.0	0.0	0.0	0.0	0.0
Envelopes, commercial, all types and materials.....		322230-5	1.8	-0.7	-0.6	0.3	0.0	-0.9

See footnotes at end of table.

Table 12. Producer price index percentage changes for the net output of selected industries and their products, not seasonally adjusted — Continued
 [June 2023]

Title ¹	Industry code	Product code	Unadjusted 12-month percent change ²	Unadjusted 1-month percent change ²				
				June 2022 to June 2023 ^P	Jan. to Feb.	Feb. to Mar. ^P	Mar. to Apr. ^P	Apr. to May ^P
Stationery product manufacturing - Continued								
Tablets, pads and related products.....		322230-9	14.2	0.7	0.1	0.0	0.0	2.6
Secondary products and miscellaneous receipts.....		322230-SM						
Miscellaneous receipts.....		322230-M	8.7	-0.4	-1.5	0.7	-1.8	-0.3
Other converted paper product mfg.....	32229		7.1	1.0	-0.1	-0.1	-0.2	0.0
Sanitary paper product manufacturing.....								
Primary products.....	322291	322291-P	8.8	0.6	-0.2	-0.1	0.0	0.0
Disposable diapers and similar disposable products, made from purchased sanitary paper stock.....		322291-2	8.4	0.5	-0.2	-0.1	0.0	0.0
Sanitary tissue paper products, made from purchased sanitary paper stock or wadding.....		322291-5	4.3	0.0	0.0	0.0	0.0	0.0
Secondary products and miscellaneous receipts.....		322291-SM	13.8	1.0	-0.4	-0.2	0.1	0.0
Miscellaneous receipts.....		322291-M	31.8	0.7	-0.7	-0.9	-10.7	18.1
All other converted paper product mfg.....								
Primary products.....	322299	322299-P	4.1	2.3	0.0	-0.2	-0.8	0.0
Molded pulp goods, including egg cartons, florist pots, food trays, etc.....		322299-1	5.0	2.9	-0.2	0.1	-0.7	0.0
Miscellaneous converted paper and paperboard products.....		322299-3	7.5	-0.5	1.0	0.7	-0.7	0.3
Secondary products and miscellaneous receipts.....		322299-SM	4.6	4.0	-0.6	-0.1	-0.8	-0.1
Printing and related support activities.....								
Printing and related support activities.....	323		5.9	0.5	0.4	-0.2	0.0	0.0
Printing and related support activities.....	3231		5.9	0.5	0.4	-0.2	0.0	0.0
Printing.....	32311		6.0	0.5	0.4	-0.2	0.0	0.0
Commercial screen printing.....								
Primary products.....	323113	323113-P	4.0	0.0	0.1	0.2	0.1	0.0
Screen printing on garments, apparel accessories, and other fabric articles, excluding labels.....		323113-4	3.9	0.0	0.1	0.1	0.2	0.0
Screen printing (excluding on textiles, apparel, apparel accessories, and labels).....		323113-6	1.1	0.0	0.0	0.1	0.2	0.0
Secondary products and miscellaneous receipts.....		323113-SM	11.1	0.0	0.3	0.0	0.0	0.0
Miscellaneous receipts.....		323113-M	8.1	0.4	0.0	2.1	0.0	1.5
Secondary products.....		323113-S	3.4	0.1	0.0	0.1	0.0	0.0
Books printing.....								
Primary products.....	323117	323117-P	12.6	1.0	0.8	0.7	-0.2	0.0
Other book and pamphlet printing and binding.....		323117-E	12.8	1.3	1.0	0.8	-0.3	0.0
Textbook printing and binding.....		323117-1	1.9	0.0	0.3	0.0	0.0	0.0
Technical, scientific, & professional book printing & binding.....		323117-3	2.9	0.0	-0.1	0.0	-0.9	0.0
Religious book printing and binding.....		323117-5	3.4	0.0	0.0	0.2	-0.4	0.0
General book (trade, etc.) printing & binding.....		323117-7	10.5	0.0	0.2	0.6	-0.4	0.0
Secondary products and miscellaneous receipts.....		323117-SM	26.9	3.1	2.3	1.8	0.0	0.0
Commercial printing, except screen and books.....								
Primary products.....	32311K	32311K-P	5.7	0.5	0.4	-0.2	0.0	0.0
Commercial lithographic printing.....		32311K-0	5.0	0.0	0.5	-0.3	-0.1	0.0
Other commercial and general job printing (lithographic).....		32311K-0B	4.3	0.0	0.0	-0.5	0.0	0.0
Magazine and periodical printing (lithographic).....		32311K-01	9.3	0.0	0.2	0.6	0.0	0.0
Label and wrapper printing (lithographic).....		32311K-03	5.2	0.0	0.1	-0.9	0.0	0.0
Catalog and directory printing (lithographic).....		32311K-05	2.3	0.0	0.1	-2.1	0.0	0.0
Advertising printing (lithographic).....		32311K-09	5.4	0.0	0.0	-0.9	0.0	0.0
Commercial flexographic printing.....		32311K-2	3.5	0.0	0.0	-0.2	0.1	0.0
Label and wrapper printing (flexographic).....		32311K-21	5.2	0.0	2.4	0.0	0.0	0.0
Quick printing.....		32311K-4	5.6	0.0	3.0	0.0	0.0	0.0
Digital printing.....		32311K-5	3.9	3.3	0.0	0.0	0.0	0.0
Manifold business forms printing.....		32311K-6	8.2	0.3	0.1	-0.2	0.0	0.0
Other commercial printing.....		32311K-9	0.1	0.0	0.0	0.0	0.0	0.0
All other commercial and general job printing.....		32311K-9V	0.9	0.0	0.0	-0.4	0.0	0.0
Secondary products and miscellaneous receipts.....		32311K-SM	0.0	0.0	0.0	0.0	0.0	0.0
Miscellaneous receipts.....		32311K-M	3.5	0.0	0.0	-0.2	0.0	0.0
Secondary products.....		32311K-S	15.5	2.3	0.1	0.0	0.3	0.0
Support activities for printing.....								
Support activities for printing.....	32312		2.7	0.6	0.0	-0.1	-0.1	0.5
Support activities for printing.....	323120		2.7	0.6	0.0	-0.1	-0.1	0.5
Primary products.....		323120-P	2.6	0.7	0.0	-0.1	-0.1	0.5
Softcover, pamphlet, sample book, and other binding of books and materials printed elsewhere.....		323120-3	12.2	2.3	0.0	-0.3	-0.5	2.3
Miscellaneous binding and postpress work, incl collating, perforating, folding, gluing, etc.....		323120-5	0.9	0.8	-0.1	-0.2	-0.3	-0.1

See footnotes at end of table.

Table 12. Producer price index percentage changes for the net output of selected industries and their products, not seasonally adjusted — Continued
 [June 2023]

Title ¹	Industry code	Product code	Unadjusted 12-month percent change ²	Unadjusted 1-month percent change ²				
				June 2022 to June 2023 ^P	Jan. to Feb.	Feb. to Mar. ^P	Mar. to Apr. ^P	Apr. to May ^P
Support activities for printing - Continued								
Prepress services, excl platemaking (incl film, assembled flats, color sep., typesetting, etc.).....		323120-7	0.0	0.0	0.0	0.0	0.0	0.0
Printing plates and cylinders, prepared for printing (excl blank plates and blank cylinders).....		323120-9	0.0	0.0	0.0	0.0	0.0	0.0
Secondary products and miscellaneous receipts.....		323120-SM						
Petroleum and coal products manufacturing.....	324		-38.4	0.5	-2.5	-1.2	-7.1	-0.7
Petroleum and coal products mfg.....	3241		-38.4	0.5	-2.5	-1.2	-7.1	-0.7
Petroleum refineries.....	32411		-40.8	0.5	-2.7	-1.1	-7.6	-0.7
Petroleum refineries.....	324110		-40.8	0.5	-2.7	-1.1	-7.6	-0.7
Primary products.....		324110-P	-41.8	0.5	-2.7	-1.1	-7.8	-0.8
Kerosene, except jet fuel.....		324110-B	-46.5	-3.4	-9.8	-3.5	-10.9	-1.1
Light fuel oils.....		324110-C	-49.1	-3.5	-6.5	-4.9	-6.4	-6.5
Home heating oil and other distillates, NEC.....		324110-C1	-46.5	-10.4	-2.3	-7.9	-10.4	1.5
Diesel fuel.....		324110-C2	-49.2	-3.0	-6.7	-4.7	-6.2	-6.9
Heavy fuel oils, including No. 5, No. 6, heavy diesel, gas enrichment oils, etc.....		324110-E	-42.1	-5.4	13.2	-1.0	11.2	-9.9
Unfinished oils and lubricating oil base stock.....		324110-J	-34.7	3.3	-3.0	-2.0	-12.7	0.7
Liquefied refinery gases, including other aliphatics (feed stock and other uses).....		324110-R	-40.7	6.1	-36.1	6.3	-7.9	6.8
Other finished petroleum products, including waxes.....		324110-T	-45.5	-1.6	22.3	-34.9	-21.0	12.5
Gasoline, including finished base stocks and blending agents.....		324110-1	-36.4	5.2	1.0	7.4	-7.3	1.5
Motor gasoline, including finished base stocks and blending agents.....		324110-12	-36.7	5.2	0.9	7.6	-7.3	1.4
Regular gasoline.....		324110-121	-37.2	5.3	0.8	7.6	-7.9	1.3
Mid-premium gasoline.....		324110-122	-35.5	6.9	-1.5	10.4	-8.5	3.8
Premium gasoline.....		324110-123	-33.7	4.3	1.4	7.5	-4.8	1.4
Jet fuel.....		324110-6	-43.8	-5.3	-6.1	-12.7	-11.6	1.6
Asphalt.....		324110-9	-34.0	4.0	2.0	12.9	4.1	4.2
Secondary products and miscellaneous receipts.....		324110-SM1						
Asphalt paving and roofing materials mfg.....	32412		2.5	1.5	-0.1	-3.1	-1.1	0.6
Asphalt paving mixture & block manufacturing.....	324121		1.6	2.7	-0.2	-6.6	-2.2	-0.3
Primary products.....		324121-P	1.4	2.7	-0.2	-6.9	-2.3	-0.3
Asphalt paving mixtures & blocks.....		324121-0	1.4	2.7	-0.2	-6.9	-2.3	-0.3
Emulsified asphalt, including liquid additives.....		324121-0111	0.6	0.0	0.4	0.8	1.3	0.0
Other liquid asphalt and tar paving materials, including cut-backs.....		324121-0121	0.3	-0.2	-0.4	0.3	-3.9	-1.0
Asphalt and tar paving mixt. (excl liquid), incl bitum. or asph. concrete, asph. paving cement.....		324121-0131	1.3	5.0	-0.7	-12.9	-4.8	-0.4
Secondary products and miscellaneous receipts.....		324121-SM						
Miscellaneous receipts.....		324121-M	5.3	1.6	0.0	0.7	0.0	0.0
Secondary products.....		324121-S	5.0	0.0	0.0	1.8	-2.5	0.0
Asphalt shingle and coating materials manufacturing.....	324122		3.5	-0.2	0.1	2.0	0.5	1.7
Primary products.....		324122-P	3.4	-0.2	0.1	2.1	0.5	1.8
Roofing asphalts and pitches, coatings, and cements.....		324122-1	5.8	0.1	0.4	-0.6	0.4	0.3
Prepared asphalt and tar roofing and siding products, incl. saturated felts for nonbuilding use.....		324122-2	3.1	-0.3	0.1	2.3	0.5	1.9
Asphalt smooth-surfaced roll roofing and cap sheets, organic and fiberglass base.....		324122-21	15.4	0.3	7.2	6.2	-5.9	7.8
Asphalt mineral-surfaced roll roofing and cap sheets, organic and fiberglass base.....		324122-22	5.8	0.5	0.0	0.0	3.1	0.0
Other prepared asphalt and tar products for roofing and siding.....		324122-27	2.7	0.3	-0.1	-0.9	0.4	0.3
Secondary products and miscellaneous receipts.....		324122-SM						
Other petroleum and coal products mfg.....	32419		3.8	-0.7	0.0	-0.8	-0.4	-0.2
Petroleum lubricating oil and grease mfg.....	324191		6.2	-0.5	0.1	-1.0	0.1	0.2
Primary products.....		324191-P	6.5	-0.6	0.1	-1.1	0.1	0.2
Petroleum lubricating oils and greases, refined petroleum.....		324191-0	6.5	-0.6	0.1	-1.1	0.1	0.2
Lubricating oils (incl. hydraulic fluids, etc.), refined petroleum.....		324191-011	5.7	-1.1	0.1	-1.1	0.1	-0.4
Secondary products and miscellaneous receipts.....		324191-SM						
Miscellaneous receipts.....		324191-M	1.8	-0.2	0.0	2.2	0.0	0.0
All other petroleum and coal products mfg.....	324199		-4.7	-1.4	-0.4	-0.2	-1.9	-1.5
Primary products.....		324199-P	-4.5	-1.3	-0.4	-0.2	-1.9	-1.6
Coke oven and blast furnace products, made in coke oven establishments.....		324199-3	1.8	0.8	1.0	-0.6	1.9	-1.2
All other petroleum and coal products (excl. coke oven products), made in coke oven estab.....		324199-9	-1.6	-1.5	-0.5	-0.2	-2.1	-1.6
Secondary products and miscellaneous receipts.....		324199-SM						
Secondary products.....		324199-S	-	-	0.0	0.0	0.0	0.0

See footnotes at end of table.

Table 12. Producer price index percentage changes for the net output of selected industries and their products, not seasonally adjusted — Continued
[June 2023]

Title ¹	Industry code	Product code	Unadjusted 12-month percent change ²	Unadjusted 1-month percent change ²				
				June 2022 to June 2023 ^P	Jan. to Feb.	Feb. to Mar. ^P	Mar. to Apr. ^P	Apr. to May ^P
Chemical mfg.	325		-2.2	0.5	0.1	0.3	-0.4	-0.5
Basic chemical mfg.	3251		-8.0	0.1	0.5	0.1	-1.0	-1.6
Petrochemical mfg.	32511		-35.5	3.6	2.0	2.2	-4.5	-7.7
Petrochemical manufacturing.	325110		-35.9	3.6	2.0	2.1	-4.6	-7.8
Primary products.		325110-P	-44.1	2.7	3.2	0.6	-7.4	-12.7
Secondary products and miscellaneous receipts.		325110-SM						
Industrial gas mfg.	32512		0.6	0.0	1.0	-0.8	1.2	0.0
Industrial gas manufacturing.	325120		0.6	0.0	1.0	-0.8	1.2	0.0
Primary products.		325120-P	0.5	0.0	1.0	-0.8	1.2	0.0
Oxygen.		325120-A	28.7	0.3	1.9	1.7	4.1	0.1
Argon and hydrogen.		325120-C	3.9	-0.2	1.4	-2.0	0.6	0.8
Other industrial gases (including fluorocarbon and acetylene).		325120-T	-5.6	-0.7	2.2	-3.3	0.1	0.0
Carbon dioxide.		325120-4	14.2	-0.7	-0.4	1.7	2.8	0.0
Nitrogen.		325120-7	5.0	2.0	-3.0	3.1	0.0	-0.1
Secondary products and miscellaneous receipts.		325120-SM						
Synthetic dye and pigment mfg.	32513		8.0	-2.3	3.1	-0.7	2.0	0.7
Synthetic dye and pigment manufacturing.	325130		8.0	-2.3	3.1	-0.7	2.0	0.7
Primary products.		325130-P	8.3	-2.4	3.2	-0.7	2.0	0.7
All other inorganic pigments, including TiO ₂ , chrome colors, and other white opaque pigments.		325130-N	11.0	-2.7	3.4	0.5	2.5	0.9
Synthetic organic dyes, pigments, lakes, and toners.		325130-R	0.4	-1.1	2.4	-4.5	0.4	0.0
Synthetic organic dyes.		325130-R8	-1.9	1.2	-0.7	-1.6	0.8	0.0
Synthetic organic pigments, lakes, and toners.		325130-R9	0.0	-3.3	5.4	-7.2	0.0	0.0
Secondary products and miscellaneous receipts.		325130-SM						
Secondary products.		325130-S	7.4	2.1	0.0	0.0	0.0	-0.4
Other basic inorganic chemical manufacturing.	32518		2.0	0.1	-0.3	-1.6	-1.3	-1.3
Other basic inorganic chemical manufacturing.	325180		2.0	0.1	-0.3	-1.6	-1.3	-1.3
Primary products.		325180-P	1.2	0.4	-0.6	-1.5	-1.2	-1.4
Potassium and sodium compounds, excluding bleaches, alkalis, and alum.		325180-A	17.7	2.1	1.3	0.0	-5.2	0.0
All other inorganic chemicals.		325180-H	2.6	1.6	-1.2	-0.2	0.1	-0.7
Inorganic acids, excluding nitric, sulfuric and phosphoric.		325180-3	6.8	1.0	1.5	-1.4	-3.5	-1.6
Sodium hydroxide (caustic soda).		325180-4	-6.3	-4.3	-0.2	-6.7	-4.2	-5.5
Carbon black, all processes.		325180-6	-13.5	4.2	-3.2	-1.0	2.1	-3.4
Other alkalis.		325180-7	18.6	-0.1	-0.3	-1.1	-0.6	0.4
Sulfuric acid.		325180-9	-36.4	—	-0.6	8.2	0.0	0.0
Secondary products and miscellaneous receipts.		325180-SM						
Miscellaneous receipts.		325180-M	—	0.1	0.0	0.0	0.0	—
Secondary products.		325180-S	6.1	-4.2	3.4	-4.9	-4.5	-1.3
Other basic organic chemical mfg.	32519		-5.4	-0.7	0.2	0.1	-0.6	-0.8
Ethyl alcohol manufacturing.	325193		-10.4	-1.5	-1.4	3.9	0.4	-0.7
Primary products.		325193-P	-12.8	-1.7	-1.1	5.2	1.6	0.4
Ethyl alcohol.		325193-0	-12.5	-1.7	-1.3	6.0	1.9	0.6
Distillers' dried grains (dark and light) and dried solubles.		325193-2	—	-1.8	0.3	-0.4	-0.2	-1.3
Secondary products and miscellaneous receipts.		325193-SM						
Secondary products.		325193-S	-12.4	-0.4	-2.8	-2.2	-5.4	-6.6
Cyclic crude, intermediate, and gum and wood chemical mfg.	325194		-2.9	1.6	0.8	0.6	-1.4	-1.4
Primary products.		325194-P	0.5	1.3	-0.4	-0.3	0.3	-0.9
Gum and wood chemicals, including wood distillation products.		325194-1	6.1	1.6	-1.8	0.0	0.5	-1.1
Cyclic crude and intermediate chemicals.		325194-2	-1.2	1.1	0.1	-0.4	0.2	-0.9
Secondary products and miscellaneous receipts.		325194-SM						
All other basic organic chemical manufacturing.	325199		-3.5	-0.6	0.9	-1.7	-1.0	-0.8
Primary products.		325199-P	-6.5	-1.8	1.2	-1.7	-1.5	-0.9
Natural organic chemicals.		325199-E	4.1	4.0	3.6	-2.1	0.2	0.0
Synthetic organic chemicals for use as flavor and perfume materials.		325199-H	—	0.0	0.0	0.0	37.8	—
Synthetic organic plasticizers.		325199-N	-14.4	1.5	1.7	1.4	3.9	-6.8
Other synthetic organic chemicals.		325199-R	-10.7	-1.8	4.2	-4.3	-5.1	-0.2
Miscellaneous end use chemicals and chemical products, excluding urea.		325199-T	5.5	-3.9	0.6	0.4	0.0	-2.4
Miscellaneous cyclic and acyclic chemicals and chemical products, excluding fatty acid esters.		325199-V	-16.3	-1.0	-0.1	0.9	-3.4	0.3
Fatty acids.		325199-1	-28.4	-3.7	-2.5	-7.2	-4.4	-1.0
Industrial organic flavor oil mixtures and blends.		325199-7	-7.1	0.5	4.7	0.0	0.0	0.0

See footnotes at end of table.

Table 12. Producer price index percentage changes for the net output of selected industries and their products, not seasonally adjusted — Continued
 [June 2023]

Title ¹	Industry code	Product code	Unadjusted 12-month percent change ²	Unadjusted 1-month percent change ²				
			June 2022 to June 2023 ^P	Jan. to Feb.	Feb. to Mar. ^P	Mar. to Apr. ^P	Apr. to May ^P	May to June ^P
All other basic organic chemical manufacturing - Continued								
Secondary products and miscellaneous receipts.....		325199-SM						
Miscellaneous receipts.....		325199-M	7.2	0.0	0.0	3.8	0.0	0.0
Secondary products.....		325199-S	-	4.3	0.0	-2.0	1.0	-
Resin, synthetic rubber, and artificial/synthetic fiber/filaments mfg.....	3252		-10.2	2.0	0.7	1.7	-0.3	-1.5
Resin and synthetic rubber mfg.....	32521		-10.8	2.2	0.8	1.9	-0.2	-1.5
Plastics material and resin manufacturing.....	325211		-10.8	2.3	0.9	2.0	-0.1	-1.3
Primary products.....		325211-P	-13.0	2.4	1.0	2.0	-0.2	-1.3
Thermoplastic resins and plastics materials.....		325211-1	-14.8	3.0	1.1	2.2	-0.3	-1.1
Thermosetting resins and plastics materials.....		325211-4	1.2	-1.3	0.1	0.7	1.0	-2.6
Secondary products and miscellaneous receipts.....		325211-SM						
Synthetic rubber manufacturing.....	325212		-10.8	1.9	-1.3	1.3	-1.2	-3.2
Primary products.....		325212-P	-11.4	1.9	-1.4	1.3	-1.2	-3.3
Synthetic rubber (vulcanizable elastomers).....		325212-0	-11.4	1.9	-1.4	1.3	-1.2	-3.3
Secondary products and miscellaneous receipts.....		325212-SM						
Artificial fibers and filaments manufacturing.....	32522		-3.6	-1.0	0.0	-0.4	-1.7	-1.1
Artificial fibers and filaments manufacturing.....	325220		-3.5	-1.0	0.0	-0.4	-1.7	-1.1
Primary products.....		325220-P	-1.0	-1.1	0.0	-0.4	-1.8	-0.9
Polyester manufactured fibers.....		325220-7	-4.1	-4.1	-1.0	-0.8	-1.2	-1.5
Other noncellulosic organic fibers, incl. polyamide, polyolefin, and producer-textured.....		325220-9	0.5	0.2	0.5	-0.4	-2.2	-0.6
Secondary products and miscellaneous receipts.....		325220-SM						
Pesticide, fertilizer, and other agricultural chemical mfg.....	3253		-18.0	-2.5	-2.4	-1.8	-2.0	-0.1
Fertilizer mfg.....	32531		-24.3	-5.2	-4.3	-3.0	-3.3	-0.7
Nitrogenous fertilizer manufacturing.....	325311		-40.3	-10.3	-9.2	-6.6	-6.8	1.0
Primary products.....		325311-P	-40.3	-10.3	-9.2	-6.7	-6.9	1.0
Synthetic ammonia, nitric acid, ammonium compounds, and urea.....		325311-A	-42.6	-11.3	-9.9	-7.3	-7.5	1.1
Fertilizer materials of organic origin.....		325311-7	-0.4	2.7	-2.2	-0.1	-0.4	-0.3
Secondary products and miscellaneous receipts.....		325311-SM						
Secondary products.....		325311-S	-22.5	0.0	2.8	-0.5	0.0	-1.8
Phosphatic fertilizer manufacturing.....	325312		-14.9	-1.3	-0.6	-0.2	-2.2	-1.5
Primary products.....		325312-P	-15.1	-1.4	-0.5	-0.2	-2.2	-1.5
Phosphoric acid, superphosphates, and other phosphatic fertilizer materials.....		325312-A	-20.1	-1.2	-0.8	0.6	-2.1	-1.7
Mixed fertilizers, made in plants which manufacture fertilizer materials.....		325312-7	3.9	-1.7	0.0	-2.2	-2.5	-0.9
Secondary products and miscellaneous receipts.....		325312-SM						
Fertilizer, mixing only, manufacturing.....	325314		-2.3	-2.0	-1.9	-2.0	0.3	-1.6
Primary products.....		325314-P	-1.1	-1.7	-1.9	-2.1	0.3	-1.5
Mixed fertilizers, mixing only.....		325314-0	-1.1	-1.7	-1.9	-2.1	0.3	-1.5
Mixed fertilizers, dry, mixing only.....		325314-01	3.4	-0.4	-0.8	-2.8	0.2	-1.5
Mixed fertilizers, liquid, mixing only.....		325314-02	-18.5	-7.1	-7.0	1.0	1.1	-1.7
Secondary products and miscellaneous receipts.....		325314-SM						
Miscellaneous receipts.....		325314-M	-27.4	-12.0	-2.6	2.4	-1.9	-7.5
Pesticide and other agricultural chemical mfg.....	32532		-9.3	1.2	0.0	-0.3	-0.4	0.6
Pesticide and other agricultural chemical manufacturing.....	325320		-9.3	1.2	0.0	-0.3	-0.4	0.6
Primary products.....		325320-P	-9.8	1.2	0.0	-0.3	-0.4	0.6
Agricultural and commercial pesticides and chemicals.....		325320-1	-12.2	1.3	-0.1	-0.4	-0.4	0.6
Lawn and garden pesticides and chemicals.....		325320-4	15.3	0.0	0.0	0.0	0.0	0.0
Household and institutional pesticides and chemicals.....		325320-7	7.6	0.0	0.0	0.0	0.0	0.0
Secondary products and miscellaneous receipts.....		325320-SM						
Pharmaceutical and medicine mfg.....	3254		3.5	0.6	0.0	0.2	-0.1	0.0
Pharmaceutical and medicine mfg.....	32541		3.5	0.6	0.0	0.2	-0.1	0.0
Medicinal and botanical manufacturing.....	325411		1.0	-0.4	0.4	0.1	0.0	-0.2
Primary products.....		325411-P	1.0	-0.4	0.5	0.1	0.0	-0.2
Synthetic organic medicinal chemicals, medicinal & botanical drugs, & other products.....		325411-0	1.0	-0.4	0.5	0.1	0.0	-0.2
Secondary products and miscellaneous receipts.....		325411-SM1						
Pharmaceutical preparation manufacturing.....	325412		3.4	0.7	0.0	0.0	-0.1	0.0
Primary products.....		325412-P	2.9	0.7	0.0	0.1	-0.1	0.0
Pharmaceuticals acting on the respiratory system, for human use.....		325412-A	-0.3	0.0	0.0	0.0	0.0	0.0
Antihistamines and bronchodilators, including antiasthmatics.....		325412-A111	2.7	0.1	0.0	0.1	0.0	0.0

See footnotes at end of table.

Table 12. Producer price index percentage changes for the net output of selected industries and their products, not seasonally adjusted — Continued
[June 2023]

Title ¹	Industry code	Product code	Unadjusted 12-month percent change ²	Unadjusted 1-month percent change ²				
				June 2022 to June 2023 ^P	Jan. to Feb.	Feb. to Mar. ^P	Mar. to Apr. ^P	Apr. to May ^P
Pharmaceutical preparation manufacturing - Continued								
Other respiratory preparations.....		325412-A112	-	0.0	0.0	0.0	0.0	-
Other respiratory preparations, over-the-counter.....		325412-A112OC	-	0.0	0.0	0.0	0.0	-
Other respiratory preparations, prescription.....		325412-A112RX	-	0.0	0.0	0.0	0.0	-
Pharmaceuticals acting on the digestive or the genito-urinary systems, for human use.....		325412-D	-1.9	0.0	-0.1	-0.4	0.0	-1.6
Other digestive or genito-urinary preparations.....		325412-D112	-1.9	0.0	-0.1	-0.4	0.0	-1.6
Other digestive or genito-urinary preparations, prescription.....		325412-D112RX	-2.1	0.0	0.0	-0.5	0.0	-1.9
Pharmaceuticals acting on the skin, for human use.....		325412-G	0.8	0.0	0.0	-0.6	0.0	0.0
Other pharmaceutical preparations acting on the skin.....		325412-G311	0.9	0.0	0.0	-0.6	0.0	0.0
Anti-acne preparations.....		325412-G611	0.1	0.0	0.0	0.0	0.0	0.0
Vitamin, nutrient, and hematonic preparations, for human use.....		325412-L	4.0	0.0	0.1	0.1	0.2	0.0
Multivitamins.....		325412-L111	5.5	0.0	0.0	0.0	0.0	0.0
Other vitamins and nutrients.....		325412-L112	2.3	0.0	0.0	0.1	0.0	0.0
Pharmaceuticals affecting parasitic and infective diseases, for human use.....		325412-Q	1.7	0.0	0.0	0.0	0.0	0.0
Broad and medium spectrum antibiotics.....		325412-Q111	0.6	0.0	0.0	0.0	0.0	0.0
Systemic antivirals.....		325412-Q112	3.2	0.0	0.0	0.0	0.0	0.0
Other parasitic and infective diseases.....		325412-Q113	2.9	0.0	0.0	0.0	0.0	0.0
Pharmaceuticals for veterinary use, incl medicinal premixes/pet care products.....		325412-W	-	0.0	0.0	0.0	0.0	0.0
Pharmaceuticals affecting neoplasms, the endocrine system, & metabolic diseases, for human use.....		325412-1	1.2	0.1	0.0	0.0	-0.1	0.0
Cancer therapy products.....		325412-1111	2.3	0.1	0.0	0.0	-1.0	0.0
Insulin/antidiabetes products.....		325412-1112	2.8	0.0	0.0	0.0	0.0	0.0
Other neoplasms, endocrine system, and metabolic diseases.....		325412-1113	0.8	0.1	0.0	0.0	0.0	0.0
Hormones and oral contraceptives.....		325412-1114	1.2	0.0	0.0	0.0	0.0	0.0
Pharmaceuticals acting on the central nervous system and the sense organs, for human use.....		325412-4	5.4	1.3	0.0	0.2	-0.3	0.0
Analgesics.....		325412-4111	4.3	4.2	0.0	0.0	0.0	0.0
Psychotherapeutics.....		325412-4112	9.3	0.0	0.0	0.0	0.0	0.0
Antidepressants.....		325412-41121	10.0	0.0	0.0	0.0	0.0	0.0
Other psychotherapeutics, including tranquilizers.....		325412-41123	4.2	0.0	0.0	0.0	0.0	0.0
Other central nervous system and sense organs.....		325412-4113	6.8	0.0	0.0	0.3	0.0	0.0
Anticonvulsants.....		325412-4114	-9.6	0.0	0.0	0.0	-13.9	0.0
Analgesics, over-the-counter.....		325412-4111OC	1.4	0.7	0.1	0.3	0.0	0.0
Analgesics, prescription.....		325412-4111RX	4.6	4.6	0.0	0.0	0.0	0.0
Pharmaceuticals acting on the cardiovascular system, for human use.....		325412-7	4.8	0.0	0.0	0.0	0.0	0.0
Other cardiovascular preparations.....		325412-7113	3.8	0.0	0.0	0.0	0.0	0.0
Secondary products and miscellaneous receipts.....		325412-SM						
Miscellaneous receipts.....		325412-M	4.8	0.0	0.2	0.0	0.0	0.0
Secondary products.....		325412-S	-	0.5	0.0	0.0	0.0	-
In-vitro diagnostic substance manufacturing.....	325413		0.8	0.9	0.5	0.2	-1.4	0.1
Primary products.....		325413-P	1.0	0.9	0.7	0.1	-1.4	0.1
In-vitro diagnostic substances.....		325413-0	1.0	0.9	0.7	0.1	-1.4	0.1
Secondary products and miscellaneous receipts.....		325413-SM						
Secondary products.....		325413-S	-4.0	-	-4.2	4.4	-6.2	0.0
Other biological product manufacturing.....	325414		6.4	0.3	0.0	1.4	0.4	0.0
Primary products.....		325414-P	6.5	0.3	0.0	1.0	0.4	0.0
Biological products, excluding diagnostic, for veterinary, industrial, and all other misc. uses.....		325414-A	-	0.9	0.0	2.8	1.1	-
Biological products, excluding diagnostic, for human use.....		325414-T	1.4	0.0	0.0	0.2	0.0	0.0
Secondary products and miscellaneous receipts.....		325414-SM1						
Paint, coating & adhesive mfg.....	3255		4.3	0.4	0.0	0.4	0.1	0.0
Paint and coating mfg.....	32551		3.2	0.2	-0.2	0.2	0.2	-0.1
Paint and coating manufacturing.....	325510		3.2	0.2	-0.2	0.2	0.2	-0.1
Primary products.....		325510-P	3.0	0.2	-0.2	0.2	0.2	-0.1
Miscellaneous allied paint products including paint and varnish removers, thinners, etc.....		325510-B	-0.5	0.9	-0.1	0.1	0.0	-0.9
Architectural coatings.....		325510-1	3.5	0.0	0.0	0.0	0.0	0.0
Exterior architectural coatings.....		325510-11	6.3	0.1	0.0	0.0	0.0	0.0
Interior architectural coatings.....		325510-12	1.9	0.0	0.0	0.0	0.0	0.0
Product finishes for original equipment manufacturers (OEM), excluding marine coatings.....		325510-4	8.1	0.4	-0.4	1.3	-0.1	0.1
Transportation finishes, except powdered and high-solids coatings.....		325510-41	2.8	-0.7	-2.6	2.0	0.8	0.4
All other product finishes for original equipment manufacturers (OEM), excluding marine coating.....		325510-42	9.9	0.7	0.1	1.2	-0.3	0.0

See footnotes at end of table.

Table 12. Producer price index percentage changes for the net output of selected industries and their products, not seasonally adjusted — Continued
 [June 2023]

Title ¹	Industry code	Product code	Unadjusted 12-month percent change ²	Unadjusted 1-month percent change ²				
				June 2022 to June 2023 ^P	Jan. to Feb.	Feb. to Mar. ^P	Mar. to Apr. ^P	Apr. to May ^P
Paint and coating manufacturing - Continued								
Special purpose coatings incl. marine, industrial, construction and maintenance coatings, etc.....		325510-7	-2.6	0.0	-0.4	-0.2	1.0	0.0
Automotive, other transportation and machinery refinish paints and enamels, including primers.....		325510-71	-5.6	0.2	0.0	1.3	-0.9	1.1
Special purpose coatings, including all marine coatings and traffic marking paints.....		325510-72	-4.5	0.0	-0.4	-0.3	1.1	-0.1
Secondary products and miscellaneous receipts.....		325510-SM						
Secondary products.....		325510-S	1.9	0.0	0.0	0.6	0.0	0.2
Adhesive mfg.....	32552		6.6	0.8	0.4	0.6	0.0	0.0
Adhesive manufacturing.....	325520		6.6	0.8	0.4	0.6	0.0	0.0
Primary products.....		325520-P	5.7	0.8	0.3	0.7	0.0	0.0
Nonstructural caulking compounds and sealants.....		325520-A	5.5	0.0	0.3	0.9	0.1	0.0
Structural sealants (load bearing).....		325520-B	-1.4	0.0	0.0	0.0	0.0	0.0
Synthetic resin & rubber adhesives, incl all types of bonding & laminating adhesives.....		325520-4	6.7	1.4	0.4	0.7	-0.1	0.0
Epoxy adhesives.....		325520-41	12.8	0.0	0.7	1.0	0.7	0.0
Other synthetic resin and rubber adhesives.....		325520-46	3.1	0.1	0.1	0.7	0.0	0.0
Secondary products and miscellaneous receipts.....		325520-SM						
Secondary products.....		325520-S	14.9	0.1	3.6	0.1	0.1	0.1
Soap, cleaners, and toilet preparation mfg.....	3256		6.4	1.2	0.2	0.1	0.0	0.3
Soap & cleaning compound mfg.....	32561		7.3	0.9	-0.3	0.0	-0.1	0.5
Soap and other detergent manufacturing.....	325611		10.8	1.1	0.1	0.0	0.0	0.1
Primary products.....		325611-P	12.5	1.2	0.1	0.0	0.0	0.0
Soaps and detergents, commercial, industrial, and institutional.....		325611-1	12.3	0.1	0.2	0.0	0.0	0.0
Commercial, industrial, and institutional hard surface cleaners.....		325611-11	9.5	0.0	0.0	0.0	0.0	0.0
Commercial, industrial, and institutional laundry detergents.....		325611-12	6.7	0.0	5.0	0.0	0.0	0.0
Commercial, industrial, and institutional dishwashing detergents.....		325611-13	21.3	0.0	0.0	-0.1	0.0	0.0
Commercial, industrial, and institutional metal cleaners.....		325611-14	5.1	0.0	4.7	0.0	0.0	0.0
Dairy, farm, and food plant cleaners, sanitizers, etc.....		325611-16	-	0.0	-	-	-	-
Commercial, industrial, and institutional soaps, excluding specialty cleaners.....		325611-17	6.9	0.3	0.1	0.0	0.0	0.0
Household detergents.....		325611-4	13.6	0.1	0.0	0.1	0.1	0.0
Household alkaline detergents and cleaners.....		325611-45	18.4	0.1	0.0	0.1	0.1	0.0
Household dry and liquid laundry detergents.....		325611-46	11.4	0.0	0.0	0.0	0.0	0.0
Soaps, excluding specialty cleaners, household.....		325611-7	6.7	1.2	0.0	0.0	0.0	0.0
Secondary products and miscellaneous receipts.....		325611-SM						
Miscellaneous receipts.....		325611-M	4.4	0.0	0.0	0.0	0.0	0.0
Secondary products.....		325611-S	8.5	0.5	0.1	0.0	0.0	1.6
Polish and other sanitation good mfg.....	325612		4.6	1.4	0.2	0.3	0.0	0.0
Primary products.....		325612-P	4.8	1.6	0.2	0.3	0.0	0.0
Polishing preparations and related products.....		325612-7	3.2	0.0	0.6	0.4	-0.2	0.0
Specialty cleaning and sanitation products.....		325612-8	4.2	0.2	0.3	0.6	0.1	0.0
Disinfectants, nonagricultural, industrial and institutional.....		325612-81	5.0	0.9	0.0	0.7	0.0	0.0
Air and room fresheners.....		325612-83	8.9	0.0	0.0	0.0	0.0	0.0
Laundry fabric softeners and rinses, liquid and dry.....		325612-88	1.9	0.0	0.0	0.4	0.2	0.0
Other specialty cleaning and sanitation products.....		325612-89	3.3	0.0	0.5	0.7	0.2	0.0
Secondary products and miscellaneous receipts.....		325612-SM						
Miscellaneous receipts.....		325612-M	3.5	0.0	0.0	2.6	0.0	0.0
Surface active agent manufacturing.....	325613		2.5	0.0	-1.9	-0.3	-0.5	2.0
Primary products.....		325613-P	3.4	0.0	-2.0	0.0	-0.5	2.1
Surfactants, finishing agents, and assistants.....		325613-0	3.4	0.0	-2.0	0.0	-0.5	2.1
Textile and leather assistants and finishes.....		325613-01	0.4	0.0	-6.7	-0.1	-1.7	-1.9
Surfactants (bulk surface active agents).....		325613-02	6.4	0.0	0.0	0.0	0.0	3.6
Secondary products and miscellaneous receipts.....		325613-SM						
Toilet preparation mfg.....	32562		5.1	1.5	0.6	0.2	0.0	0.2
Toilet preparation manufacturing.....	325620		5.1	1.5	0.6	0.2	0.0	0.2
Primary products.....		325620-P	5.5	1.6	0.6	0.2	0.0	0.3
Denture cleaners, mouthwashes, gargles, and rinses.....		325620-A	7.5	0.0	7.2	0.0	0.0	0.1
Creams, lotions, and oils, excluding shaving, hair, and deodorant.....		325620-D	7.2	1.7	0.0	0.3	0.0	0.0
Other cosmetics and toilet preparations.....		325620-G	3.9	2.2	0.1	0.4	0.0	0.6
Shaving preparations.....		325620-1	1.4	0.0	0.0	0.0	0.0	0.0
Perfumes, toilet waters, and colognes.....		325620-4	4.1	3.0	0.0	0.0	0.0	0.0
Hair preparations (including shampoos).....		325620-7	5.2	0.0	0.0	0.0	0.0	0.0

See footnotes at end of table.

Table 12. Producer price index percentage changes for the net output of selected industries and their products, not seasonally adjusted — Continued
 [June 2023]

Title ¹	Industry code	Product code	Unadjusted 12-month percent change ²	Unadjusted 1-month percent change ²				
				June 2022 to June 2023 ^P	Jan. to Feb.	Feb. to Mar. ^P	Mar. to Apr. ^P	Apr. to May ^P
Toilet preparation manufacturing - Continued								
Hair preparations incl professional, consumer, and cream/gel shampoos.....		325620-71	5.0	0.0	0.0	0.0	0.0	0.0
Hair tonics and hair dressings incl professional and consumer use.....		325620-72	5.7	0.0	0.0	0.0	0.0	0.0
Secondary products and miscellaneous receipts.....		325620-SM						
Secondary products.....		325620-S	2.6	0.1	-0.1	0.0	0.2	-1.9
Other chemical product & preparation mfg.....	3259		0.4	0.0	0.2	0.4	0.4	-0.4
Printing ink mfg.....	32591		4.9	0.3	0.0	0.5	0.0	0.0
Printing ink manufacturing.....	325910		4.9	0.3	0.0	0.5	0.0	0.0
Primary products.....		325910-P	5.1	0.3	0.0	0.5	0.0	0.0
Flexographic printing inks.....		325910-A	5.8	0.0	0.2	0.0	0.0	0.0
Nonimpact/digital inks.....		325910-E	5.6	0.6	-0.1	1.9	0.1	0.0
All other printing inks.....		325910-H	5.0	1.4	-0.4	0.3	0.2	0.1
Lithographic and offset inks.....		325910-6	4.9	0.0	0.0	0.0	0.0	0.0
News and nonheat web offset printing inks.....		325910-61	4.9	0.0	0.0	0.0	0.0	0.0
Publication and commercial web inks.....		325910-62	7.0	0.0	0.0	0.0	0.0	0.0
Sheet-fed general inks.....		325910-63	2.2	0.0	0.0	0.0	0.0	0.0
Sheet-fed packaging inks.....		325910-64	2.1	0.0	0.0	0.0	0.0	0.0
Gravure printing inks.....		325910-7	0.0	0.0	0.0	0.0	0.0	0.0
Secondary products and miscellaneous receipts.....		325910-SM						
Miscellaneous receipts.....		325910-M	0.3	0.0	0.0	0.0	0.0	0.0
Secondary products.....		325910-S	-	0.1	-1.2	-	-	-
Explosives mfg.....	32592		5.3	3.5	-1.1	-0.6	-0.6	0.5
Explosives manufacturing.....	325920		5.3	3.5	-1.1	-0.6	-0.6	0.5
Primary products.....		325920-P	6.7	3.9	-0.7	-0.6	-0.9	0.8
Explosives and blasting accessories.....		325920-0	6.7	3.9	-0.7	-0.6	-0.9	0.8
Secondary products and miscellaneous receipts.....		325920-SM						
All other chemical product & preparation mfg.....	32599		-0.4	-0.3	0.4	0.5	0.5	-0.5
Custom compounding of purchased resins.....	325991		-4.3	-0.5	-0.6	1.6	0.1	0.1
Primary products.....		325991-P	-4.5	-0.5	-0.6	1.6	0.1	0.1
Custom compounding of purchased resins and color concentrates.....		325991-0	-4.5	-0.5	-0.6	1.6	0.1	0.1
Secondary products and miscellaneous receipts.....		325991-SM						
Photographic Film, Paper, Plate, Chemical, and Copy Toner Manufacturing.....	325992		-0.1	-2.2	2.3	-0.6	3.6	-4.6
Primary products.....		325992-P	0.3	-2.4	2.5	-0.6	3.9	-4.9
Photographic sensitized film, plates, paper, & cloth.....		325992-T	-0.6	-3.5	3.2	-0.9	5.5	-7.0
Photographic sensitized film, plates, paper, & cloth, silver-halide-type (excl X-ray).....		325992-T1	-4.4	-4.1	3.8	-1.0	6.6	-8.4
Photographic sensitized film, plates, paper & cloth, other than silver-halide-type (incl X-ray).....		325992-T3	3.7	0.0	0.0	0.0	0.0	0.6
Prepared photographic chemicals.....		325992-5	3.8	0.4	0.7	0.0	0.0	0.4
Secondary products and miscellaneous receipts.....		325992-SM						
Other miscellaneous chemical product manufacturing.....	325998		2.0	0.3	0.4	0.2	-0.1	0.3
Primary products.....		325998-P	2.0	0.4	0.4	0.2	-0.2	0.4
Water treating compounds.....		325998-A	-4.0	3.7	-0.1	2.0	0.2	0.0
All other chemical preparations, including essential oils, matches, and gelatin.....		325998-J	2.5	-1.0	1.2	-0.2	-0.3	0.6
Secondary products and miscellaneous receipts.....		325998-SM						
Miscellaneous receipts.....		325998-M	3.1	0.0	0.0	0.3	0.0	0.0
Secondary products.....		325998-S	-0.6	-0.6	-0.4	-1.0	0.5	0.2
Plastics and rubber products mfg.....	326		-0.1	-0.3	-0.1	0.0	-0.3	-0.4
Plastics product mfg.....	3261		-1.1	-0.5	-0.1	0.0	-0.2	-0.5
Unsupported plastics film, sheet, and bag mfg.....	32611		-5.6	0.1	-0.8	0.5	-0.7	-1.9
Plastics bag and pouch manufacturing.....	326111		-0.6	-0.1	0.2	0.2	-0.2	-0.1
Primary products.....		326111-P	-0.4	-0.1	0.2	0.2	-0.2	0.0
Single-web film specialty bags, pouches, and liners.....		326111-1	-0.5	-0.1	0.2	0.2	-0.2	0.0
Polyethylene grocery and variety bags and pouches.....		326111-11	-3.2	0.1	-0.6	0.1	-2.4	0.0
Polyethylene refuse bags.....		326111-12	-6.9	-0.8	0.3	0.6	0.7	0.0
Other polyethylene bags, pouches, and liners.....		326111-15	6.5	0.2	0.8	0.3	0.1	-0.1
Coextruded single-web film specialty bags, pouches, & liners.....		326111-16	-1.6	-0.4	0.0	0.0	0.0	0.0
Multweb film/film combination specialty bags, pouches, and liners.....		326111-3	0.0	0.3	-0.7	-0.4	-0.3	0.0
Secondary products and miscellaneous receipts.....		326111-SM						
Secondary products.....		326111-S	-2.2	0.4	-0.6	0.8	-0.3	0.1
Plastics packaging film and sheet mfg.....	326112		-1.4	0.2	0.7	1.1	-0.8	0.4

See footnotes at end of table.

Table 12. Producer price index percentage changes for the net output of selected industries and their products, not seasonally adjusted — Continued
[June 2023]

Title ¹	Industry code	Product code	Unadjusted 12-month percent change ²	Unadjusted 1-month percent change ²				
				June 2022 to June 2023 ^P	Jan. to Feb.	Feb. to Mar. ^P	Mar. to Apr. ^P	Apr. to May ^P
Plastics packaging film and sheet mfg. - Continued								
Primary products.....		326112-P	-1.0	0.3	0.7	1.2	-0.9	0.5
Single-web film, rolls, and sheets, including coextruded, for flexible packaging uses.....		326112-1	0.1	0.4	2.1	0.8	-0.5	-0.3
Single-web film, rolls, and sheets for flexible packaging uses.....		326112-11	2.4	1.1	2.4	0.8	-0.4	0.0
Coextruded single-web film, for flexible packaging uses.....		326112-12	-9.6	-2.2	1.0	0.6	-0.6	-1.4
Film/film multiweb laminated rolls and sheets, excluding foil, for flexible packaging uses.....		326112-3	-4.4	-0.2	-5.4	3.0	-2.7	3.8
Secondary products and miscellaneous receipts.....		326112-SM						
Secondary products.....		326112-S	-5.8	-1.2	0.3	0.7	-0.1	-0.1
Nonpackaging plastics film and sheet mfg.....	326113		-12.0	0.2	-2.7	0.0	-0.9	-5.0
Primary products.....		326113-P	-12.3	0.3	-3.0	0.1	-0.8	-5.2
Unlaminated plastics film and sheet, excluding packaging.....		326113-0	-12.3	0.3	-3.0	0.1	-0.8	-5.2
Unlaminated polyethylene film and sheet.....		326113-01	-11.8	-0.3	-2.7	-0.9	-0.3	-6.5
Unlaminated vinyl and vinyl copolymer film and sheet.....		326113-03	-2.3	0.0	-1.0	0.0	0.0	-1.4
Miscellaneous unlaminated plastics film and sheet.....		326113-04	-12.5	0.6	-2.2	0.2	-0.6	-4.5
Secondary products and miscellaneous receipts.....		326113-SM						
Secondary products.....		326113-S	-3.8	-0.9	3.4	-0.2	-2.9	0.4
Plastics pipe/fitting/unsupported shapes mfg.....	32612		-2.5	-2.1	0.7	-0.4	-1.1	-0.2
Unlaminated plastics profile shape mfg.....	326121		7.4	-1.0	1.2	-0.2	0.5	1.8
Primary products.....		326121-P	8.5	-1.3	1.4	0.2	0.6	2.0
Unlaminated plastics profile shapes.....		326121-0	8.5	-1.3	1.4	0.2	0.6	2.0
Secondary products and miscellaneous receipts.....		326121-SM						
Plastics pipe and pipe fitting manufacturing.....	326122		-6.7	-2.6	0.4	-0.5	-1.8	-1.2
Primary products.....		326122-P	-6.8	-2.6	0.4	-0.5	-1.9	-1.2
Plastics pipe.....		326122-1	-7.8	-2.9	0.1	-0.5	-1.8	-1.3
Plastics drain, waste, and vent pipe.....		326122-11	-16.1	-6.9	1.2	-1.7	-2.6	-0.9
Plastics water pipe.....		326122-13	-3.8	-0.4	-0.3	0.0	-1.8	-1.8
Plastics sewer, stormdrain, and water main pipe.....		326122-18	-9.8	-4.3	-0.3	-0.3	-1.2	-1.6
Other plastics pipe.....		326122-1B	-2.3	0.0	0.0	0.0	0.0	0.0
Plastics pipe fittings and unions.....		326122-3	-2.0	-1.1	2.0	-0.7	-2.2	-0.9
Secondary products and miscellaneous receipts.....		326122-SM						
Miscellaneous receipts.....		326122-M	-3.8	6.2	-7.3	-2.9	-0.8	1.9
Secondary products.....		326122-S1	3.8	0.6	0.7	0.3	1.0	-0.1
Laminated plastics plate, sheet, and shape mfg.....	32613		6.5	3.5	0.4	0.0	0.0	0.2
Laminated plastics plate, sheet (except packaging), and shape manufacturing.....	326130		6.5	3.5	0.4	0.0	0.0	0.2
Primary products.....		326130-P	6.6	3.5	0.5	0.0	0.0	0.2
Laminated plastics plates, sheet (except packaging), and shapes.....		326130-0	6.6	3.5	0.5	0.0	0.0	0.2
Secondary products and miscellaneous receipts.....		326130-SM						
Secondary products.....		326130-S	-	4.9	0.0	0.0	0.0	-
Polystyrene foam product mfg.....	32614		-3.3	-0.4	-0.2	-0.1	0.0	-1.4
Polystyrene foam product manufacturing.....	326140		-3.3	-0.4	-0.2	-0.1	0.0	-1.4
Primary products.....		326140-P	-3.8	-0.5	-0.3	-0.2	0.0	-1.9
Packaging, polystyrene foam products.....		326140-2	-0.9	-0.3	-1.0	-0.2	-0.1	-0.7
Polystyrene foam food containers.....		326140-21	-7.5	-0.1	-1.2	-0.2	-0.2	0.3
Polystyrene foam protective shipping pads, shaped cushioning, etc.....		326140-22	9.8	-0.6	-0.8	0.0	0.0	-2.6
Building and construction polystyrene foam products.....		326140-3	-4.8	-0.2	-0.2	0.0	0.0	-6.8
Consumer and institutional polystyrene foam products.....		326140-5	-7.4	-0.6	0.4	-0.4	0.1	-0.5
All other polystyrene foam products incl. transportation application uses.....		326140-9	2.7	-1.1	0.0	0.0	0.0	-1.1
Secondary products and miscellaneous receipts.....		326140-SM						
Foam product (ex polystyrene) mfg.....	32615		-3.1	-2.4	-1.2	-1.1	-0.3	0.0
Urethane and other foam product mfg.....	326150		-3.1	-2.4	-1.2	-1.1	-0.3	0.0
Primary products.....		326150-P	-3.8	-2.5	-1.2	-1.1	-0.4	0.0
Packaging polyurethane foam products.....		326150-2	1.4	0.0	0.0	1.4	0.0	0.0
Furniture and furnishings polyurethane foam products.....		326150-4	-13.2	-5.5	-2.8	-3.7	-0.9	0.1
Polyurethane foam formed and slab stock for pillows, seating, and cushioning.....		326150-41	-11.7	-1.7	0.1	-2.4	-0.9	0.1
Consumer and institutional polyurethane foam products.....		326150-5	-	0.0	0.0	3.0	-	-
All other miscellaneous polyurethane foam products.....		326150-6	3.8	0.0	0.0	0.0	0.0	0.0
Products made of foam other than polystyrene or polyurethane.....		326150-9	2.8	0.0	0.3	0.0	0.0	0.0
Secondary products and miscellaneous receipts.....		326150-SM						
Secondary products.....		326150-S	8.2	0.0	0.1	0.0	0.1	0.3
Plastics bottle mfg.....	32616		-1.1	-1.1	0.1	-1.0	0.6	0.6

See footnotes at end of table.

Table 12. Producer price index percentage changes for the net output of selected industries and their products, not seasonally adjusted — Continued
 [June 2023]

Title ¹	Industry code	Product code	Unadjusted 12-month percent change ²	Unadjusted 1-month percent change ²				
				June 2022 to June 2023 ^P	Jan. to Feb.	Feb. to Mar. ^P	Mar. to Apr. ^P	Apr. to May ^P
Plastics bottle manufacturing.....	326160		-1.1	-1.1	0.1	-1.0	0.6	0.6
Primary products.....		326160-P	-1.1	-1.1	0.0	-1.0	0.6	0.6
Plastics bottles.....		326160-0	-1.1	-1.1	0.0	-1.0	0.6	0.6
Secondary products and miscellaneous receipts.....		326160-SM						
Other plastics product mfg.....	32619		1.2	-0.1	0.0	0.2	0.0	-0.1
Plastics plumbing fixture manufacturing.....	326191		3.2	0.5	0.0	0.0	-0.4	0.1
Primary products.....		326191-P	3.2	0.5	0.0	0.0	-0.4	0.1
Plastics plumbing fixtures.....		326191-0	3.2	0.5	0.0	0.0	-0.4	0.1
Secondary products and miscellaneous receipts.....		326191-SM						
Miscellaneous receipts.....		326191-M	-1.7	0.0	0.0	0.0	0.0	0.0
All other plastics product manufacturing.....	326199		1.1	-0.2	0.0	0.2	0.0	-0.1
Primary products.....		326199-P	0.6	-0.2	0.0	0.2	0.0	-0.3
All other reinforced and fiberglass plastics products.....		326199-A	10.6	2.2	0.9	0.1	0.5	-0.2
Consumer/institutional/commercial fabricated plastics products (excl. foam and wire coated).....		326199-C	2.6	0.4	-0.5	0.2	0.1	0.1
Transportation fabricated plastics products (excluding foam and reinforced plastics).....		326199-1	-1.2	-0.9	0.4	0.0	-0.7	-0.5
Electrical and electronic fabricated plastics (excluding foam and reinforced plastics).....		326199-2	1.6	-6.1	0.0	0.2	-0.1	1.2
Industrial machinery plastics products, excluding foam (incl. gears, bearings, etc.).....		326199-3	8.1	0.0	0.0	0.0	0.0	0.0
Plastics packaging (excluding film, sheet, foam, and bottles).....		326199-4	-3.0	-0.3	-0.1	0.6	0.3	-1.0
Building & construction fabricated plastics products (excl foam, plumbing fixtures, hardware).....		326199-8	-2.2	-0.2	-0.2	0.1	0.3	-0.2
Secondary products and miscellaneous receipts.....		326199-SM						
Miscellaneous receipts.....		326199-M	8.1	0.1	0.2	0.6	-0.3	0.4
Secondary products.....		326199-S	2.8	-0.1	-0.2	-0.2	0.5	2.6
Rubber product mfg.....	3262		4.7	0.3	0.1	-0.2	-0.5	-0.2
Tire mfg.....	32621		7.2	0.0	0.1	0.2	-0.6	-0.1
Tire manufacturing, except retreading.....	326211		7.2	0.0	0.1	0.2	-0.6	-0.1
Primary products.....		326211-P	8.0	0.0	0.1	0.2	-0.6	-0.1
Tread rubber, tire sundries, and repair materials.....		326211-H	7.7	-0.3	4.7	2.1	-0.1	-0.1
Pneumatic tires (including passenger, truck, bus, tractor, industrial, and other tires).....		326211-0	8.3	0.0	0.0	0.1	-0.7	-0.1
Passenger car pneumatic tires (casings).....		326211-01	9.1	0.0	0.0	0.0	-0.2	0.0
Truck and bus (including off-the-highway) pneumatic tires.....		326211-03	5.5	0.0	0.0	0.0	-3.6	0.0
Secondary products and miscellaneous receipts.....		326211-SM						
Rubber and plastics hose and belting.....	32622		-0.3	0.1	0.2	-0.8	-0.8	-0.2
Rubber and plastics hose and belting mfg.....	326220		-0.3	0.1	0.2	-0.8	-0.8	-0.2
Primary products.....		326220-P	0.1	0.1	0.2	-0.7	-0.8	-0.2
Rubber and plastics belt and belting mfg.....		326220-D	3.9	0.3	0.4	0.1	-0.4	-0.6
Rubber and plastics transmission belts and belting (excluding flat).....		326220-D2	7.5	0.7	0.7	0.4	0.0	0.0
Rubber and plastic hose mfg.....		326220-H	-3.4	0.0	0.0	-1.6	-1.4	0.1
Rubber and plastics hose for on- and off-highway motor vehicles.....		326220-H3	1.0	-0.1	0.0	1.5	-1.4	0.0
Industrial rubber and plastics hose without fittings.....		326220-H4	-4.7	0.0	0.0	-1.8	0.0	0.0
Rubber and plastics water hose (incl. fire, irrigation, etc.).....		326220-H5	-14.7	0.0	0.0	-8.3	-6.1	0.0
Secondary products and miscellaneous receipts.....		326220-SM						
Other rubber product mfg.....	32629		3.2	0.7	0.2	-0.4	-0.1	-0.2
Rubber product mfg. for mechanical use.....	326291		6.1	1.7	0.7	0.5	-0.1	0.0
Primary products.....		326291-P	6.4	1.8	0.6	0.5	-0.1	0.0
Other extruded rubber mechanical goods (excl. auto)(excl. tubing).....		326291-C	2.3	0.0	0.0	0.0	0.7	0.0
Molded rubber mechanical goods, automotive.....		326291-1	9.7	3.8	0.6	0.0	0.1	0.1
Molded rubber mechanical goods, transportation (excluding automotive)/off-highway machinery.....		326291-2	4.8	-0.2	1.5	0.0	0.0	0.1
Other molded rubber mechanical goods (excluding tubing).....		326291-9	3.9	0.0	0.2	2.9	-1.1	0.0
Secondary products and miscellaneous receipts.....		326291-SM						
Secondary products.....		326291-S	4.4	0.0	1.3	0.0	0.0	0.3
All other rubber product manufacturing.....	326299		1.4	0.1	-0.2	-1.0	-0.2	-0.4
Primary products.....		326299-P	1.7	0.1	-0.2	-1.0	-0.1	-0.4
Rubber druggist and medical sundries, excluding gloves.....		326299-A	-	0.0	0.0	0.0	0.0	-
All other miscellaneous rubber goods.....		326299-B	5.7	1.1	0.0	0.0	-0.3	0.0
Rubber compounds or mixtures for sale or interplant transfer.....		326299-6	0.4	-0.2	-0.4	-2.8	0.0	-1.3
All other industrial rubber products.....		326299-7	2.4	0.0	-0.1	-0.6	0.2	0.0

See footnotes at end of table.

Table 12. Producer price index percentage changes for the net output of selected industries and their products, not seasonally adjusted — Continued
[June 2023]

Title ¹	Industry code	Product code	Unadjusted 12-month percent change ²	Unadjusted 1-month percent change ²				
				June 2022 to June 2023 ^P	Jan. to Feb.	Feb. to Mar. ^P	Mar. to Apr. ^P	Apr. to May ^P
All other rubber product manufacturing - Continued								
Secondary products and miscellaneous receipts.....		326299-SM						
Nonmetallic mineral product manufacturing.....	327		9.9	0.9	0.5	0.2	0.3	0.3
Clay product and refractory manufacturing.....	3271		7.0	0.7	-0.1	0.3	0.7	0.2
Pottery, ceramics, and plumbing fixture mfg.....	32711		4.1	0.7	0.3	0.1	0.5	0.0
Pottery, ceramics, and plumbing fixture mfg.....	327110		4.1	0.7	0.3	0.1	0.5	0.0
Primary products.....		327110-P	4.6	0.8	0.3	0.1	0.5	0.0
Vitreous china, porcelain, and earthenware (semivitreous) table and kitchenware...		327110-5	-	0.0	0.0	0.0	0.0	0.0
All other pottery products (including china decorated for the trade).....		327110-6	4.3	0.0	0.0	0.0	3.0	0.0
Porcelain, steatite, and other ceramic electrical products.....		327110-7	6.8	1.8	0.7	0.2	-0.2	0.0
Secondary products and miscellaneous receipts.....		327110-SM						
Clay building material and refractories mfg.....	32712		8.3	0.6	-0.3	0.4	0.7	0.2
Clay building material and refractories mfg.....	327120		8.3	0.6	-0.3	0.4	0.7	0.2
Primary products.....		327120-P	8.2	0.7	-0.3	0.4	0.8	0.2
Brick and structural clay tile.....		327120-1	8.2	3.4	0.8	0.0	0.2	0.0
Building or common brick.....		327120-11	8.1	3.4	0.7	0.0	0.2	0.0
Glazed brick and other brick (paving, floor, and sewer).....		327120-12	11.7	0.0	2.2	0.0	0.0	0.0
Clay floor and wall tile, glazed and unglazed (including quarry tile and ceramic mosaic tile).....		327120-2	11.0	-1.3	-2.2	1.9	2.4	0.9
Nonclay refractories (excluding dead-burned magnesia).....		327120-6	10.8	1.3	-1.1	0.1	1.5	0.3
Clay refractories.....		327120-7	4.6	0.0	0.0	0.0	0.0	0.0
All other structural clay products, excluding clay refractories.....		327120-9	8.3	0.0	7.1	0.0	0.0	0.0
Secondary products and miscellaneous receipts.....		327120-SM						
Miscellaneous receipts.....		327120-M	11.4	0.0	2.9	0.0	0.0	0.0
Glass and glass product manufacturing.....	3272		9.8	2.5	0.2	-0.3	-0.4	0.8
Glass and glass product manufacturing.....	32721		9.8	2.5	0.2	-0.3	-0.4	0.8
Flat glass manufacturing.....	327211		7.7	0.0	-0.6	-0.5	0.3	2.1
Primary products.....		327211-P	8.0	0.1	-0.6	-0.5	0.3	2.1
Flat glass (float, sheet, and plate process), made by flat glass producers.....		327211-1	7.7	0.1	-0.9	-0.8	0.4	3.3
Other glass products, made by flat glass producers.....		327211-4	8.3	0.0	0.0	0.0	0.0	0.0
Secondary products and miscellaneous receipts.....		327211-SM						
Other pressed and blown glass and glassware.....	327212		11.2	0.0	0.0	0.0	0.8	0.0
Primary products.....		327212-P	10.9	0.0	0.0	0.0	0.2	0.0
Glass fiber and machine-made pressed and blown glass and glassware, made by glass producers.....		327212-B	10.7	0.0	0.0	0.0	0.0	0.0
Handmade pressed and blown glass and glassware, made by glass producers.....		327212-9	17.7	0.0	0.3	0.0	11.2	0.0
Secondary and miscellaneous receipts.....		327212-SM						
Glass container manufacturing.....	327213		12.0	-0.3	0.0	0.0	0.6	0.0
Primary products.....		327213-P	12.1	-0.3	0.0	0.0	0.6	0.0
Glass containers (including value of packaging).....		327213-0	12.1	-0.3	0.0	0.0	0.6	0.0
Secondary products and miscellaneous receipts.....		327213-SM1						
Glass product mfg. made of purchased glass.....	327215		9.6	5.2	0.5	-0.4	-1.5	0.9
Primary products.....		327215-P	9.9	5.3	0.6	-0.4	-1.5	0.9
Pressed and blown glassware, made from purchased glass.....		327215-E	-	1.0	2.0	-0.5	-0.9	-0.2
Other glass products, made from purchased glass.....		327215-F	8.9	5.5	0.1	-0.2	-1.1	0.0
Mirrors (decorated and undecorated), made from purchased glass.....		327215-9	16.0	7.1	1.3	-0.9	-3.1	4.5
Secondary products and miscellaneous receipts.....		327215-SM						
Secondary products.....		327215-S	-	0.4	0.4	0.0	0.0	0.0
Cement and concrete product manufacturing.....	3273		11.3	0.5	0.7	0.5	0.6	0.4
Cement manufacturing.....	32731		13.6	1.2	0.2	0.1	0.1	0.1
Cement manufacturing.....	327310		13.6	1.2	0.2	0.1	0.1	0.1
Primary products.....		327310-P	13.3	1.2	0.2	0.1	0.1	0.1
Cement, hydraulic (including cost of shipping containers).....		327310-0	13.3	1.2	0.2	0.1	0.1	0.1
Secondary products and miscellaneous receipts.....		327310-SM						
Ready-mix concrete manufacturing.....	32732		11.9	0.5	0.9	0.7	0.8	0.2
Ready-mix concrete manufacturing.....	327320		11.9	0.5	0.9	0.7	0.8	0.2
Primary products.....		327320-P	12.1	0.5	0.9	0.7	0.8	0.2
Northeast region ready-mix concrete.....		327320-A	-	1.9	1.8	1.6	-1.4	-
Midwest region ready-mix concrete.....		327320-B	16.4	0.2	1.7	0.2	1.9	0.0
South region ready-mix concrete.....		327320-C	12.1	0.6	0.7	0.4	0.9	0.6

See footnotes at end of table.

Table 12. Producer price index percentage changes for the net output of selected industries and their products, not seasonally adjusted — Continued
 [June 2023]

Title ¹	Industry code	Product code	Unadjusted 12-month percent change ²	Unadjusted 1-month percent change ²				
				June 2022 to June 2023 ^P	Jan. to Feb.	Feb. to Mar. ^P	Mar. to Apr. ^P	Apr. to May ^P
Ready-mix concrete manufacturing - Continued								
West region ready-mix concrete.....		327320-D	10.2	0.3	0.3	1.3	0.6	0.0
Secondary products and miscellaneous receipts.....		327320-SM						
Miscellaneous receipts.....		327320-M	2.6	0.4	0.0	0.0	0.0	0.0
Secondary products.....		327320-S	11.3	0.0	0.0	0.1	0.0	0.0
Concrete pipe, brick, and block manufacturing.....	32733		12.9	0.9	-0.7	0.9	0.2	0.6
Concrete block and brick manufacturing.....	327331		11.1	0.3	0.4	0.9	0.1	0.1
Primary products.....		327331-P	11.6	0.3	0.3	1.0	0.0	0.1
Concrete block and brick.....		327331-0	11.6	0.3	0.3	1.0	0.0	0.1
Structural concrete block, lightweight units (weighing less than 105 lb/cubic ft.) (dry weight).....		327331-01	14.2	0.7	-0.3	1.9	0.0	0.0
Structural concrete block, mediumweight units (weighing 105 - 124 lb/cubic ft.) (dry weight).....		327331-02	13.9	0.1	0.0	0.4	0.5	0.2
Structural concrete block, normalweight units (weighing 125 lb or more/cubic ft.) (dry weight).....		327331-03	12.8	2.1	-0.1	0.5	0.0	0.4
Decorative concrete block (including screen, split, slump, shadowal block, etc.).....		327331-04	12.6	0.0	0.5	0.8	0.0	0.0
Concrete pavers (including grid, interlocking, etc.).....		327331-05	8.7	0.0	0.5	1.0	0.0	0.0
Concrete brick.....		327331-06	8.6	0.0	0.5	1.0	0.0	0.0
Secondary products and miscellaneous receipts.....		327331-SM						
Miscellaneous receipts.....		327331-M	4.4	0.0	1.4	0.0	0.0	0.0
Secondary products.....		327331-S	15.7	0.5	3.4	0.0	1.3	0.0
Concrete pipe manufacturing.....	327332		15.4	2.5	-3.4	0.7	0.4	1.9
Primary products.....		327332-P	15.2	2.6	-3.4	0.7	0.4	1.7
Concrete pipe.....		327332-0	15.2	2.6	-3.4	0.7	0.4	1.7
Concrete storm sewer pipe.....		327332-02	11.5	0.4	-1.0	0.0	0.4	-0.1
Concrete pipe, except concrete culvert and storm sewer pipe.....		327332-03	11.4	0.2	0.0	0.0	0.2	3.1
Secondary products and miscellaneous receipts.....		327332-SM1						
Other concrete product manufacturing.....	32739		8.8	0.2	1.0	0.2	0.3	0.6
Other concrete product manufacturing.....	327390		8.8	0.2	1.0	0.2	0.3	0.6
Primary products.....		327390-P	8.4	0.2	1.0	0.2	0.3	0.5
Precast concrete products.....		327390-1	9.2	0.3	1.2	0.1	0.4	0.7
Precast concrete slabs and tile, roof and floor units.....		327390-11	-	3.0	0.0	0.0	0.0	-
Precast concrete architectural wall panels.....		327390-12	1.8	0.0	0.0	-0.1	0.6	0.0
Burial vaults and boxes, precast concrete.....		327390-13	8.9	0.0	0.0	0.0	0.0	0.0
Precast concrete products (excl burial vaults and boxes, slabs and tile, and arch. wall panels).....		327390-14	11.1	0.1	1.6	0.1	0.5	0.9
Prestressed concrete products.....		327390-4	4.3	-0.3	0.1	0.7	-0.2	-0.7
Prestressed concrete products (excl bridge beams and solid and hollow cored slabs and panels).....		327390-43	4.1	-0.7	0.8	1.8	0.0	0.0
Prestressed concrete bridge beams.....		327390-46	3.8	-0.4	-0.3	0.0	0.1	-1.3
Prestressed concrete solid and hollow cored slabs and panels.....		327390-47	4.8	0.9	-0.6	-1.0	-1.5	-1.0
Secondary products and miscellaneous receipts.....		327390-SM						
Secondary products.....		327390-S	15.4	0.0	0.0	0.0	0.0	5.3
Lime and gypsum product manufacturing.....	3274		11.1	0.8	0.5	-0.6	-0.3	-0.2
Lime manufacturing.....	32741		33.2	0.4	0.3	0.1	1.1	0.1
Lime manufacturing.....	327410		33.2	0.4	0.3	0.1	1.1	0.1
Primary products.....		327410-P	33.6	0.4	0.3	0.1	1.1	0.1
Lime.....		327410-0	33.6	0.4	0.3	0.1	1.1	0.1
Gypsum product manufacturing.....	32742		2.2	1.0	0.6	-0.9	-0.9	-0.3
Gypsum product manufacturing.....	327420		2.3	1.0	0.6	-0.9	-0.9	-0.3
Primary products.....		327420-P	2.5	1.0	0.6	-0.9	-0.9	-0.3
Gypsum building materials.....		327420-1	3.0	1.1	0.7	-1.1	-1.1	-0.3
Other gypsum products.....		327420-5	0.0	0.0	0.0	0.0	0.0	0.0
Secondary products and miscellaneous receipts.....		327420-SM						
Other nonmetallic mineral products.....	3279		7.3	0.5	0.5	0.4	0.3	-0.1
Abrasive product manufacturing.....	32791		4.8	0.4	1.0	0.9	0.1	0.0
Abrasive product manufacturing.....	327910		4.8	0.4	1.0	0.9	0.1	0.0
Primary products.....		327910-P	4.6	0.4	1.0	0.9	0.1	-0.2
Nonmetallic sized grains, powders, and flour abrasives (incl. graded only).....		327910-1	0.1	0.0	0.0	0.0	0.0	0.0
Nonmetallic abrasive products (including diamond abrasives).....		327910-4	8.1	0.8	-0.3	0.1	0.0	0.0
Nonmetallic coated abrasive products and buffing wheels, polishing wheels, and laps.....		327910-7	7.8	0.2	1.8	0.5	0.1	0.0

See footnotes at end of table.

Table 12. Producer price index percentage changes for the net output of selected industries and their products, not seasonally adjusted — Continued
 [June 2023]

Title ¹	Industry code	Product code	Unadjusted 12-month percent change ²	Unadjusted 1-month percent change ²				
				June 2022 to June 2023 ^P	Jan. to Feb.	Feb. to Mar. ^P	Mar. to Apr. ^P	Apr. to May ^P
Abrasive product manufacturing - Continued								
Secondary products and miscellaneous receipts.....		327910-SM						
Miscellaneous receipts.....		327910-M	7.0	3.1	0.0	0.4	0.0	-0.6
All other nonmetallic mineral product mfg.....	32799		8.0	0.5	0.4	0.3	0.4	-0.1
Cut stone and stone product manufacturing.....	327991		6.2	1.7	0.0	0.0	-0.4	0.0
Primary products.....		327991-P	6.4	1.8	0.0	0.0	-0.4	0.0
Dressed dimension granite (including gneiss, syenite, diorite, and cut granite).....		327991-1	9.2	3.0	0.0	0.0	-0.8	0.0
Dressed dimension marble and other stone.....		327991-7	1.5	0.2	0.0	0.0	0.2	0.0
Secondary products and miscellaneous receipts.....		327991-SM						
Secondary products.....		327991-S	-	0.0	0.0	0.0	0.0	0.0
Ground or treated mineral and earth manufacturing.....	327992		10.3	-0.7	1.1	1.3	0.7	-0.1
Primary products.....		327992-P	10.6	-0.7	1.1	1.3	0.7	-0.1
Ground or treated minerals and earths.....		327992-0	10.6	-0.7	1.1	1.3	0.7	-0.1
Treated lightweight aggregate and crushed slag, minerals and earths.....		327992-04	4.8	0.0	0.0	1.2	0.0	0.0
Other minerals or earths, treated.....		327992-06	8.6	-1.4	2.6	1.8	1.7	-0.2
Secondary products and miscellaneous receipts.....		327992-SM						
Mineral wool manufacturing.....	327993		8.4	0.5	0.6	-0.1	0.9	-0.3
Primary products.....		327993-P	8.5	0.5	0.6	-0.1	0.9	-0.3
Mineral wool for thermal and acoustical envelope insulation.....		327993-1	6.2	0.2	0.4	0.4	0.0	-0.4
Mineral wool for industrial, equipment, and appliance insulation.....		327993-4	12.6	0.8	0.8	-0.7	2.3	-0.1
Secondary products and miscellaneous receipts.....		327993-SM						
Miscellaneous nonmetallic mineral products manufacturing.....	327999		7.6	0.0	0.0	0.5	0.0	0.0
Primary products.....		327999-P	8.0	0.0	0.0	0.5	0.0	0.0
All other nonmetallic mineral products.....		327999-0	8.0	0.0	0.0	0.5	0.0	0.0
Other nonmetallic mineral products.....		327999-09	6.7	0.0	0.0	0.9	0.0	0.0
Secondary products and miscellaneous receipts.....		327999-SM						
Primary metal mfg.....	331		-12.5	1.9	0.4	0.9	3.0	-0.9
Iron & steel mills & ferroalloy mfg.....	3311		-17.6	3.9	1.0	1.8	5.9	0.3
Iron & steel mills & ferroalloy mfg.....	33111		-17.6	3.9	1.0	1.8	5.9	0.3
Iron and steel mills and ferroalloy mfg.....	331110		-17.6	3.9	1.0	1.9	5.9	0.3
Primary products.....		331110-P	-16.1	4.1	1.1	4.6	6.4	0.2
Steel ingots and semifinished products.....		331110-3	-14.2	1.0	0.8	1.9	-1.5	-1.6
Ferroalloys and related products.....		331110-6	-	-6.0	0.0	1.1	-	-
Hot rolled steel bars, plates, and structural shapes.....		331110-7	-10.8	0.7	-0.6	1.4	2.4	-0.5
Hot rolled steel bars, plates, and structural shapes, carbon.....		331110-71	-11.5	0.6	-0.9	1.3	2.6	-0.5
Hot rolled steel bars, plates, and structural shapes, alloy.....		331110-76	-5.0	-	2.1	4.9	0.0	-1.0
Secondary products and miscellaneous receipts.....		331110-SM						
Steel product mfg from purchased steel.....	3312		-15.8	-2.7	0.6	1.9	2.7	-3.3
Iron & steel pipe and tube mfg from purchased steel.....	33121		-19.7	-4.6	-0.1	-0.4	0.8	-5.0
Iron and steel pipe and tube manufacturing from purchased steel.....	331210		-19.7	-4.6	-0.1	-0.4	0.8	-5.0
Primary products.....		331210-P	-19.9	-4.6	-0.1	-0.4	0.8	-5.1
Iron and steel pipes and tubes, from purchased iron and steel.....		331210-0	-19.9	-4.6	-0.1	-0.4	0.8	-5.1
Pipe and tube, carbon.....		331210-02	-20.9	-4.7	0.3	-0.2	2.2	-5.8
Pipe and tube, alloy.....		331210-03	-	-8.3	-1.5	-2.3	-4.1	-
Pipe and tube, stainless.....		331210-04	-11.8	-0.1	-0.9	0.3	-2.3	-1.1
Secondary products and miscellaneous receipts.....		331210-SM1						
Rolling & drawing of purchased steel.....	33122		-12.3	-0.4	1.3	4.6	4.8	-1.5
Rolled steel shape mfg.....	331221		-13.9	3.1	4.2	8.6	9.8	-1.6
Primary products.....		331221-P	-14.0	3.1	4.4	9.5	10.9	-1.8
Cold rolled steel sheet and strip, made from purchased steel.....		331221-1	-16.7	4.3	7.3	18.8	15.6	-2.1
Cold finished steel bars and bar shapes, made from purchased steel.....		331221-3	-5.6	1.3	0.3	-4.7	1.9	-1.0
Secondary products and miscellaneous receipts.....		331221-SM						
Steel wire drawing.....	331222		-10.7	-3.1	-1.1	1.1	0.0	-1.3
Primary products.....		331222-P	-11.1	-3.2	-1.1	1.2	0.0	-1.3
Steel wire, including galvanized and other coated wire.....		331222-5	-2.0	-1.2	0.0	1.1	0.1	-0.9
Carbon steel wire.....		331222-5A	-9.0	-2.1	-0.8	0.1	0.5	-0.6
Stainless steel wire.....		331222-5C	14.6	0.0	0.0	0.0	0.0	0.0
Secondary products and miscellaneous receipts.....		331222-SM						
Miscellaneous receipts.....		331222-M	-10.2	-3.6	-0.5	0.0	1.2	-5.3
Alumina & aluminum production & processing.....	3313		-11.2	1.7	-0.2	-1.9	0.6	-1.7

See footnotes at end of table.

Table 12. Producer price index percentage changes for the net output of selected industries and their products, not seasonally adjusted — Continued
[June 2023]

Title ¹	Industry code	Product code	Unadjusted 12-month percent change ²	Unadjusted 1-month percent change ²				
				June 2022 to June 2023 ^P	Jan. to Feb.	Feb. to Mar. ^P	Mar. to Apr. ^P	Apr. to May ^P
Alumina & aluminum production & processing.....	33131		-11.2	1.7	-0.2	-1.9	0.6	-1.7
Secondary smelting and alloying of aluminum.....	331314		-11.2	2.1	-0.2	-1.7	-0.6	-1.3
Primary products.....		331314-P	-12.4	2.2	-0.2	-1.8	-0.7	-1.3
Aluminum ingot, including billet, made by secondary smelters.....		331314-2	-14.4	2.0	-0.2	-2.2	-0.7	-1.4
Aluminum and aluminum-base alloys powders, paste, and flakes.....		331314-5	7.6	4.4	-0.1	3.1	0.0	0.1
Secondary products and miscellaneous receipts.....		331314-SM						
Aluminum sheet, plate, and foil mfg.....	331315		-13.9	0.2	0.4	-1.9	1.2	-2.2
Primary products.....		331315-P	-13.9	0.2	0.4	-1.9	1.2	-2.2
Aluminum sheet, plate, and foil.....		331315-0	-13.9	0.2	0.4	-1.9	1.2	-2.2
Other aluminum rolling, drawing, and extruding.....	331318		-9.0	3.5	-0.4	-2.0	0.1	-0.8
Primary products.....		331318-P	-9.5	3.6	-0.4	-2.1	0.1	-0.8
Other extruded aluminum shapes, including rod, bar, and wire.....		331318-0	-9.6	3.5	-0.4	-2.0	0.1	-0.8
Secondary products and miscellaneous receipts.....		331318-SM						
Nonferrous (exc alum) production & processing.....	3314		-3.5	1.1	-0.6	0.1	-0.5	-2.0
Nonferrous metal (except aluminum) smelting and refining.....	33141		-	0.8	-3.2	0.9	-	-
Nonferrous metal (except aluminum) smelting and refining.....	331410		-	0.8	-3.2	0.9	-	-
Primary products.....		331410-P	-	0.9	-3.3	0.9	-	-
Primary smelting and refining of copper.....		331410-1	-	-0.6	0.0	-	-	-
Secondary products and miscellaneous receipts.....		331410-SM1						
Copper rolling/drawing/extruding & alloying.....	33142		-8.5	2.1	-0.5	-0.8	-2.4	-3.1
Copper rolling, drawing, extruding, and alloying.....	331420		-8.5	2.1	-0.5	-0.8	-2.4	-3.1
Primary products.....		331420-P	-8.8	2.1	-0.5	-0.8	-2.5	-3.2
Copper wire and cable.....		331420-A	-8.8	2.3	-1.2	-0.9	-3.4	-3.6
Copper and copper alloy mill shapes, except wire and cable.....		331420-B	-	2.0	0.1	-0.9	-2.1	-3.1
Copper and copper alloy rod, bar, and shapes.....		331420-B5	-	1.3	-	-	-	-
Secondary smelting, refining, and alloying of copper.....		331420-8	-	1.2	-	-	-	-
Secondary products and miscellaneous receipts.....		331420-SM						
Miscellaneous receipts.....		331420-M	-	-	-	-	-1.8	-
Other nonferrous roll/draw/extruding/alloying.....	33149		1.1	0.0	0.4	1.2	-0.2	-2.0
Nonferrous metal (except copper and aluminum) rolling, drawing, and extruding.....	331491		5.7	1.0	0.4	1.3	0.0	-0.1
Primary products.....		331491-P	5.9	0.9	0.3	1.2	0.2	-0.2
All other nonferrous metal mill shapes.....		331491-D	2.6	2.4	-1.3	-1.2	4.7	0.2
Nickel and nickel-base alloy mill shapes.....		331491-2	4.0	1.6	0.3	3.7	-2.2	-0.7
Titanium and titanium-base alloy mill shapes.....		331491-3	13.2	0.0	1.4	0.3	-0.6	0.0
Secondary products and miscellaneous receipts.....		331491-SM						
Secondary products.....		331491-S	2.8	1.8	2.2	2.2	0.1	0.0
Secondary smelting, refining, and alloying of nonferrous metal (except copper and aluminum).....	331492		-2.6	-0.8	0.4	1.2	-0.4	-3.7
Primary products.....		331492-P	-2.6	-0.9	0.4	1.2	-0.4	-3.8
All other miscellaneous secondary nonferrous metals, including secondary lead and zinc.....		331492-B	-	-1.0	-1.1	-2.8	-2.7	-7.1
Secondary products and miscellaneous receipts.....		331492-SM						
Foundries.....	3315		3.8	0.7	0.0	0.9	0.0	-0.2
Ferrous metal foundries.....	33151		3.7	0.5	0.1	0.5	0.0	0.0
Iron foundries.....	331511		2.8	0.6	0.2	0.7	0.0	-0.1
Primary products.....		331511-P	2.8	0.6	0.2	0.7	0.0	-0.1
Ductile iron pressure pipe and fittings.....		331511-1	2.2	0.7	0.3	0.6	0.0	0.0
Other ductile iron castings.....		331511-3	2.0	0.5	0.0	0.6	0.2	0.1
Other ductile iron castings for automotive uses.....		331511-31	1.4	1.4	-0.2	0.1	0.2	0.2
Other ductile iron castings for all other uses.....		331511-32	2.5	0.1	0.2	0.8	0.3	-0.1
Other gray iron castings.....		331511-9	3.7	0.9	0.4	1.1	-0.4	-0.3
Secondary products and miscellaneous receipts.....		331511-SM						
Steel investment foundries.....	331512		2.6	0.5	0.0	0.0	0.0	0.0
Primary products.....		331512-P	2.6	0.5	0.0	0.0	0.0	0.0
Steel investment castings.....		331512-0	2.6	0.5	0.0	0.0	0.0	0.0
Secondary products and miscellaneous receipts.....		331512-SM						
Secondary products.....		331512-S	2.2	0.0	0.0	0.0	0.3	0.0
Steel foundries, except investment.....	331513		7.4	0.2	0.0	0.6	0.0	0.3
Primary products.....		331513-P	6.7	0.2	0.0	0.6	0.0	0.3
Carbon steel castings, except investment.....		331513-1	4.1	0.4	0.0	1.3	0.0	0.3

See footnotes at end of table.

Table 12. Producer price index percentage changes for the net output of selected industries and their products, not seasonally adjusted — Continued
[June 2023]

Title ¹	Industry code	Product code	Unadjusted 12-month percent change ²	Unadjusted 1-month percent change ²				
				June 2022 to June 2023 ^P	Jan. to Feb.	Feb. to Mar. ^P	Mar. to Apr. ^P	Apr. to May ^P
Steel foundries, except investment - Continued								
Alloy steel castings, excluding investment.....		331513-4	7.7	0.1	0.0	0.3	0.1	0.3
High alloy steel castings, except investment.....		331513-41	8.3	0.1	0.0	0.0	0.0	0.0
Other alloy steel castings, except investment.....		331513-43	5.2	0.0	0.1	0.9	0.2	0.8
Secondary products and miscellaneous receipts.....		331513-SM						
Nonferrous metal foundries.....	33152		3.9	0.9	-0.1	1.4	0.0	-0.5
Nonferrous metal die-casting foundries.....	331523		-0.4	0.6	-0.7	0.3	-0.3	-0.4
Primary products.....		331523-P	-0.5	0.6	-0.7	0.3	-0.3	-0.4
Aluminum die-castings.....		331523-1	0.9	0.8	-0.9	0.5	-0.3	-0.2
Nonferrous (except aluminum) die-castings.....		331523-3	-3.7	0.1	0.0	-0.4	-0.5	-1.1
Secondary products and miscellaneous receipts.....		331523-SM						
Secondary products.....		331523-S	0.3	0.0	0.4	0.1	0.1	-0.3
Aluminum foundries, except die-casting.....	331524		9.6	0.5	1.2	-0.2	0.5	0.0
Primary products.....		331524-P	10.5	0.5	0.7	-0.2	0.7	0.0
Aluminum castings, excluding die-castings.....		331524-0	10.5	0.5	0.7	-0.2	0.7	0.0
Secondary products and miscellaneous receipts.....		331524-SM						
Secondary products.....		331524-S1	4.9	0.4	3.9	0.0	0.0	0.3
Other nonferrous metal foundries, except die-casting.....	331529		9.7	2.0	-0.1	6.4	0.0	-1.5
Primary products.....		331529-P	10.2	2.2	-0.1	6.9	0.0	-1.5
Copper foundries (excluding die-casting).....		331529-5	-1.8	0.9	-0.1	-0.3	0.0	-2.9
Secondary products and miscellaneous receipts.....		331529-SM						
Fabricated metal product mfg.....	332		2.8	0.5	0.5	0.8	0.0	0.0
Forging & stamping.....	3321		-6.2	0.3	0.1	1.5	-0.8	-0.4
Forging & stamping.....	33211		-6.2	0.3	0.1	1.5	-0.8	-0.4
Iron and steel forging.....	332111		-1.8	0.9	0.0	2.3	-0.6	-0.8
Primary products.....		332111-P	-2.2	1.0	0.0	2.1	-0.6	-0.9
Hot impression die impact, press and upset steel forgings.....		332111-1	-1.6	0.7	0.4	2.9	-0.7	-0.9
Hot impression die impact, press and upset carbon steel forgings.....		332111-11	-	0.7	0.0	-	-	-
Hot impression die impact, press and upset alloy steel forgings.....		332111-12	-2.5	0.8	0.8	1.6	-2.0	-1.9
Secondary products and miscellaneous receipts.....		332111-SM						
Nonferrous forging.....	332112		3.3	2.4	-0.2	0.4	0.9	0.0
Primary products.....		332112-P	3.4	2.3	0.0	0.4	0.9	0.0
Hot impression die impact, press and upset nonferrous forgings.....		332112-4	3.8	2.6	0.0	0.4	1.0	0.0
Hot impression die impact, press, and upset aluminum and aluminum alloy forgings.....		332112-41	-1.7	0.0	0.0	0.7	0.0	0.0
Hot impression die impact, press, and upset titanium and titanium alloy forgings.....		332112-42	12.5	8.2	0.0	0.0	3.3	0.0
Other nonferrous hot impression die impact, press, and upset forgings.....		332112-43	13.0	3.3	0.0	0.0	0.0	0.0
Secondary products and miscellaneous receipts.....		332112-SM						
Custom roll forming.....	332114		-19.2	-3.4	0.1	3.4	-2.0	-0.2
Primary products.....		332114-P	-21.2	-3.9	0.1	3.9	-2.3	-0.2
Custom roll formed products (steel, aluminum and other metal).....		332114-0	-21.2	-3.9	0.1	3.9	-2.3	-0.2
Secondary products and miscellaneous receipts.....		332114-SM						
Powder metallurgy part mfg.....	332117		-	2.1	0.1	0.9	-	-
Primary products.....		332117-P	-	2.1	0.1	0.9	-	-
Powder metallurgy parts.....		332117-0	-	2.1	0.1	0.9	-	-
Other metal stamping, except automotive.....	332119		-0.3	1.9	0.4	-0.1	-0.2	-0.3
Primary products.....		332119-P	0.6	2.5	-0.1	-0.2	-0.2	0.0
Metal job stampings, except automotive.....		332119-3	-1.2	1.0	-0.2	-0.3	-0.2	0.0
Motor and generator metal job stamping.....		332119-32	-4.6	0.0	3.7	0.4	0.0	0.0
Other metal job stampings.....		332119-33	3.2	-0.1	0.0	0.0	-0.3	0.0
Secondary products and miscellaneous receipts.....		332119-SM						
Cutlery & handtool mfg.....	3322		5.9	1.7	0.2	0.7	0.1	0.4
Cutlery & handtool mfg.....	33221		5.9	1.7	0.2	0.7	0.1	0.4
Metal cookware, cutlery, and flatware mfg.....	332215		2.9	0.4	0.6	0.7	0.0	0.0
Primary products.....		332215-P	3.4	0.5	0.6	0.6	0.0	0.0
Cutlery, scissors, shears, trimmers, and snips.....		332215-2	-	0.7	0.1	2.9	0.0	0.0
Secondary products and miscellaneous receipts.....		332215-SM						
Miscellaneous receipts.....		332215-M	0.4	0.0	0.0	4.4	0.0	0.0
Secondary products.....		332215-S	0.0	0.0	0.0	0.0	0.0	0.0

See footnotes at end of table.

Table 12. Producer price index percentage changes for the net output of selected industries and their products, not seasonally adjusted — Continued
[June 2023]

Title ¹	Industry code	Product code	Unadjusted 12-month percent change ²	Unadjusted 1-month percent change ²				
			June 2022 to June 2023 ^P	Jan. to Feb.	Feb. to Mar. ^P	Mar. to Apr. ^P	Apr. to May ^P	May to June ^P
Saw blade, handsaw, and hand and edge tool mfg.	332216		7.4	2.3	0.1	0.8	0.1	0.5
Primary products		332216-P	7.0	2.4	0.1	0.8	0.1	0.6
Edge tools, hand-operated		332216-4	9.1	1.6	0.0	4.9	0.0	0.0
All other miscellaneous hand tools, except handsaws		332216-7	1.7	1.8	0.0	0.6	0.0	0.0
Secondary products and miscellaneous receipts		332216-SM						
Miscellaneous receipts		332216-M	8.9	0.0	0.0	1.5	0.0	0.1
Secondary products		332216-S	6.1	0.0	0.0	0.0	0.0	0.0
Architectural & structural metals mfg.	3323		0.3	0.5	1.0	0.5	-0.2	0.1
Plate work & fabricated structural prod mfg.	33231		-0.1	0.7	1.8	0.5	-0.2	-0.3
Prefabricated metal buildings and components mfg.	332311		1.1	0.4	5.0	0.2	-0.3	1.2
Primary products		332311-P	0.8	0.5	5.1	0.2	-0.2	1.3
Prefabricated metal bldg & component systems (excl. farm service bldgs, resid. bldgs, & parts)		332311-1	2.5	0.7	7.0	0.5	0.0	0.0
Other prefabricated and portable metal buildings and parts		332311-3	-3.6	0.0	-0.1	-0.7	-1.0	5.2
Secondary products and miscellaneous receipts		332311-SM						
Fabricated structural metal mfg.	332312		-0.5	0.8	1.5	0.6	-0.2	-0.7
Primary products		332312-P	-3.6	0.4	1.4	0.6	-0.2	-0.8
Fabricated structural metal bar joists and concrete reinforcing bars		332312-1	-5.2	0.6	2.3	0.3	0.0	-1.9
Fabricated structural iron and steel for industrial buildings metal bar joists, short span		332312-11	-9.7	0.7	1.4	0.0	-0.2	0.0
Fabricated structural iron & steel for commercial, residential, institutional, & public bldgs		332312-12	-4.3	0.6	2.6	0.4	0.0	-2.4
Other fabricated structural metal		332312-5	-1.7	0.9	0.8	0.4	0.0	0.0
Fabricated structural metal for bridges		332312-6	1.2	-6.8	-1.6	6.9	-4.8	2.1
Secondary products and miscellaneous receipts		332312-SM						
Plate work mfg.	332313		—	0.0	-0.2	0.0	-0.1	—
Primary products		332313-P	—	0.0	-0.2	0.0	0.0	—
Fabricated plate work (stacks and weldments)		332313-0	—	0.0	-0.2	0.0	0.0	—
Secondary products and miscellaneous receipts		332313-SM1						
Ornamental & architectural metal prod mfg.	33232		0.9	0.3	0.1	0.6	-0.3	0.5
Metal window and door mfg.	332321		0.7	0.8	0.0	0.5	0.0	0.0
Primary products		332321-P	0.7	0.7	0.0	0.5	0.0	0.0
Metal molding and trim and store fronts		332321-B	-8.3	0.0	0.0	0.0	0.0	-0.1
Metal windows (except storm sash)		332321-D	1.8	0.0	0.1	0.0	0.0	-0.1
Metal doors (except storm doors)		332321-1	1.6	0.4	0.0	0.8	0.0	0.0
Metal window and door screens (except combination screens) and metal weather strip		332321-9	0.0	0.0	0.0	0.0	0.0	-0.1
Secondary products and miscellaneous receipts		332321-SM						
Secondary products		332321-S	1.1	2.3	0.1	0.0	0.0	0.0
Sheet metal work mfg.	332322		2.4	0.1	0.2	1.0	-0.6	1.2
Primary products		332322-P	1.5	-0.3	0.2	1.0	-0.7	1.3
Sheet metal electronic enclosures		332322-C	5.0	0.0	0.1	6.0	-3.5	0.2
Steel sheet metal computer & peripheral equipment enclosures		332322-C1	7.4	0.0	0.1	14.3	-7.6	0.9
Aluminum sheet metal computer & peripheral equipment enclosures		332322-C2	0.0	0.0	0.0	0.0	0.0	-0.1
Other sheet metal electronic enclosures (excluding computers)		332322-C3	4.0	-0.1	0.2	0.0	0.0	-0.5
Other sheet metal work		332322-G	4.4	0.0	-0.1	0.0	0.1	1.5
Aluminum and other sheet metal work		332322-G3	-0.1	0.1	-0.1	0.0	0.3	0.2
Sheet metal air-conditioning ducts and stove pipe		332322-1	1.1	0.0	-0.2	0.0	0.0	0.0
Sheet metal roofing and roof drainage equipment		332322-7	0.5	-0.7	1.3	-0.2	0.4	3.7
Secondary products and miscellaneous receipts		332322-SM						
Secondary products		332322-S	6.4	0.4	0.0	0.1	0.5	0.0
Ornamental and architectural metal work mfg.	332323		-2.4	0.0	-0.2	-0.1	0.0	-0.3
Primary products		332323-P	-2.6	0.0	-0.1	-0.1	0.0	-0.3
Ornamental and architectural metal work		332323-8	-1.1	0.0	-0.4	0.2	0.0	-0.2
Iron, steel, and aluminum stairs, staircases, and fire escapes		332323-81	-2.1	0.0	-0.1	0.2	0.0	-0.2
Steel and aluminum fences, gates (not wire), and railings and window guards		332323-82	1.3	0.0	-1.0	0.2	0.0	-0.1
Other architectural and ornamental work		332323-9	-6.6	0.0	0.1	0.0	0.0	0.0
Other aluminum and metal architectural and ornamental work		332323-91	1.4	0.0	0.1	0.0	0.0	0.0
Other iron and steel architectural and ornamental work		332323-92	—	0.0	—	—	—	—
Metal stalls and corrals		332323-94	—	0.0	0.0	—	—	—
Secondary products and miscellaneous receipts		332323-SM						
Secondary products		332323-S	-4.1	-0.9	-1.1	0.3	0.4	-1.2
Boiler, tank & shipping container mfg.	3324		0.3	0.1	-0.1	0.3	0.2	-0.1

See footnotes at end of table.

Table 12. Producer price index percentage changes for the net output of selected industries and their products, not seasonally adjusted — Continued
[June 2023]

Title ¹	Industry code	Product code	Unadjusted 12-month percent change ²	Unadjusted 1-month percent change ²				
				June 2022 to June 2023 ^P	Jan. to Feb.	Feb. to Mar. ^P	Mar. to Apr. ^P	Apr. to May ^P
Power boiler & heat exchanger mfg.	33241		6.0	0.0	0.0	-0.1	0.0	0.0
Power boiler and heat exchanger mfg.	332410		6.0	0.0	0.0	-0.1	0.0	0.0
Primary products.		332410-P	6.3	0.0	0.0	-0.1	0.0	0.0
Fabricated heat exchangers and steam condensers (excluding nuclear applications).		332410-1	6.0	0.0	-0.2	-0.2	0.0	0.0
Steel power boilers (stationary and marine), parts and attachments (excl. nuclear applications).		332410-6	-	-	-	-	-	-
Secondary products and miscellaneous receipts.		332410-SM	-	0.0	0.8	0.4	0.7	-0.3
Secondary products.		332410-S	-	0.0	0.8	0.4	0.7	-0.3
Metal tank (heavy gauge) mfg.	33242		2.3	0.0	0.1	0.9	0.1	0.0
Metal tanks, heavy gauge, mfg.	332420		2.3	0.0	0.1	0.9	0.1	0.0
Primary products.		332420-P	2.9	0.0	0.1	1.0	0.1	0.1
Metal tanks, heavy gauge.		332420-0	2.9	0.0	0.1	1.0	0.1	0.1
Secondary products and miscellaneous receipts.		332420-SM	-	0.0	0.0	0.0	0.0	0.0
Secondary products.		332420-S	-2.7	-0.1	0.0	0.0	0.0	-0.7
Light gauge metal container mfg.	33243		-2.9	0.2	-0.2	0.2	0.3	-0.2
Metal can mfg.	332431		-2.5	0.6	-0.3	0.2	0.0	-0.2
Primary products.		332431-P	-2.4	0.6	-0.4	0.2	0.0	-0.2
Steel cans and tinware products.		332431-1	-	1.6	-0.9	0.0	0.0	-
Aluminum cans (including lids, ends, and parts shipped separately).		332431-3	-5.9	0.0	0.0	0.4	0.0	-0.3
Secondary products and miscellaneous receipts.		332431-SM	-	0.0	0.0	0.0	0.0	0.0
Other metal container mfg.	332439		-4.6	-1.7	0.4	0.1	1.4	-0.2
Primary products.		332439-P	-	-1.9	-0.2	0.1	1.6	-0.2
Steel shipping barrels & drums, exc. beer barrels (more than 12-gallon capacity). ..		332439-3	-11.2	-4.6	0.0	0.3	5.1	-0.8
All other metal containers.		332439-6	-2.2	0.0	-0.3	0.0	0.0	0.0
Secondary products and miscellaneous receipts.		332439-SM	-	0.0	0.0	0.0	0.0	0.0
Secondary products.		332439-S	-5.3	0.0	5.0	0.0	0.0	0.0
Hardware mfg.	3325		3.0	-0.5	0.1	-0.5	0.0	0.0
Hardware mfg.	33251		3.0	-0.5	0.1	-0.5	0.0	0.0
Hardware mfg.	332510		3.0	-0.5	0.1	-0.5	0.0	0.0
Primary products.		332510-P	3.3	-0.6	0.2	-0.5	0.0	0.0
All other miscellaneous hardware.		332510-A	-0.9	0.8	0.0	-2.2	-0.1	0.0
Furniture hardware (excluding cabinet hardware).		332510-2	-3.9	-0.2	-0.5	-0.2	-0.4	-0.5
Builders' hardware, including fabricated metal safe and vault locks, & cabinet hardware.		332510-4	4.8	-1.7	0.0	0.0	0.0	0.0
Motor vehicle hardware (lock units, door & window handles, window regulators, hinges, etc.).		332510-6	4.2	0.0	0.0	0.1	0.0	0.0
Secondary products and miscellaneous receipts.		332510-SM	-	0.0	0.0	0.0	0.0	0.0
Miscellaneous receipts.		332510-M	1.1	1.6	-3.7	0.2	0.5	0.0
Secondary products.		332510-S	1.3	0.0	0.0	0.0	0.0	0.0
Spring & wire product mfg.	3326		14.4	-0.7	0.8	-0.1	0.0	0.4
Spring & wire product mfg.	33261		14.4	-0.7	0.8	-0.1	0.0	0.4
Spring mfg.	332613		28.4	-0.5	1.3	0.1	0.0	0.7
Primary products.		332613-P	30.6	-0.6	1.3	0.1	0.0	0.8
Cold formed steel springs, except wire.		332613-3	71.9	0.0	0.3	0.5	-0.1	0.1
Precision mechanical wire springs.		332613-5	13.4	-0.3	7.0	-0.3	-0.1	-0.3
Precision mechanical extension- and torsion-type wire springs.		332613-51	5.8	-0.6	-0.4	-0.2	0.0	-0.7
Precision mechanical compression-type wire springs.		332613-52	19.1	0.0	12.1	-0.3	-0.1	0.0
Secondary products and miscellaneous receipts.		332613-SM	-	0.0	0.0	0.0	0.0	0.0
Secondary products.		332613-S	3.4	0.0	0.1	-0.1	-0.1	-0.1
Other fabricated wire product mfg.	332618		3.0	-0.9	0.2	-0.2	0.1	0.1
Primary products.		332618-P	4.4	-1.0	0.3	-0.2	0.0	-0.1
Other ferrous wire products, excluding springs, made from purchased wire.		332618-B	9.7	0.0	1.7	-0.4	-0.5	-1.1
Other fabricated wire products, made from purchased wire.		332618-2	5.3	-2.2	0.0	0.0	0.3	0.0
Ferrous wire cloth and other ferrous woven wire products, made from purchased wire.		332618-3	5.2	0.8	0.0	0.0	0.0	-0.7
Steel fencing and fence gates, made from purchased wire.		332618-7	-5.3	0.4	-0.5	-1.4	-0.1	1.6
Steel nails, staples, tacks, spikes, and brads, made from purchased wire.		332618-9	0.5	0.1	-0.2	0.1	0.0	0.0
Secondary products and miscellaneous receipts.		332618-SM	-	0.0	0.0	0.0	0.0	0.0
Secondary products.		332618-S	3.4	0.1	0.6	0.2	0.0	0.0
Mach shops, turn prod, screw, nut, bolt mfg.	3327		7.1	1.8	0.2	0.2	0.4	0.4

See footnotes at end of table.

Table 12. Producer price index percentage changes for the net output of selected industries and their products, not seasonally adjusted — Continued
 [June 2023]

Title ¹	Industry code	Product code	Unadjusted 12-month percent change ²	Unadjusted 1-month percent change ²				
				June 2022 to June 2023 ^P	Jan. to Feb.	Feb. to Mar. ^P	Mar. to Apr. ^P	Apr. to May ^P
Machine shops.....	33271		5.2	0.6	0.1	0.2	0.5	0.0
Machine shops.....	332710		5.2	0.6	0.1	0.2	0.5	0.0
Primary products.....		332710-P	5.3	0.6	0.1	0.2	0.6	0.0
Machine shop job work and job order repairs.....		332710-0	5.3	0.6	0.1	0.2	0.6	0.0
Secondary products and miscellaneous receipts.....		332710-SM						
Turned product & screw, nut & bolt mfg.....	33272		9.0	3.0	0.3	0.2	0.2	0.8
Precision turned product mfg.....	332721		9.2	3.8	0.0	0.0	0.0	0.9
Primary products.....		332721-P	10.1	4.2	0.0	0.0	0.0	1.0
Precision turned products, automotive.....		332721-1	7.3	5.1	0.0	0.0	0.0	2.7
Precision turned products, except automotive.....		332721-3	10.7	4.0	0.0	0.1	0.0	0.5
Secondary products and miscellaneous receipts.....		332721-SM						
Bolt, nut, screw, rivet, and washer mfg.....	332722		8.6	1.9	0.7	0.5	0.5	0.6
Primary products.....		332722-P	8.3	2.0	0.7	0.6	0.6	0.6
Nonthreaded metal fasteners (except aircraft types).....		332722-B	6.8	-0.9	0.0	0.0	0.5	0.2
Aircraft fasteners, except plastics (including aerospace).....		332722-1	12.1	3.7	0.0	0.0	0.0	0.0
Externally threaded metal fasteners (except aircraft types).....		332722-3	7.6	2.2	1.7	1.1	1.1	1.0
Hex bolts, including heavy, tap-and-joint (excluding high-strength structural & aircraft types).....		332722-3122	4.2	0.7	-0.7	-0.3	2.2	0.6
Other metal bolts, including square, round, plow, high-strength structural, & bent bolts.....		332722-3133	13.0	4.3	4.1	2.1	2.9	0.0
Cap, set, machine, lag, flange, and self-locking screws (except aircraft types) ...		332722-3144	6.2	1.7	0.1	0.8	0.2	-0.1
Internally threaded fasteners (except aircraft types).....		332722-5	7.5	0.0	-0.5	1.0	0.1	1.4
Secondary products and miscellaneous receipts.....		332722-SM						
Miscellaneous receipts.....		332722-M	30.8	0.0	0.0	-0.1	0.0	0.0
Coating/engrave/heat treating & other activity.....	3328		7.4	0.0	0.2	1.2	0.3	-0.1
Coating/engrave/heat treating & other activity.....	33281		7.4	0.0	0.2	1.2	0.3	-0.1
Metal heat treating.....	332811		20.4	0.6	1.7	3.7	0.0	0.0
Primary products.....		332811-P	12.9	0.8	2.0	2.0	0.0	0.0
Heat treating of metal for the trade (pickling, annealing, etc.).....		332811-0	12.9	0.8	2.0	2.0	0.0	0.0
Secondary products and miscellaneous receipts.....		332811-SM						
Metal coating and nonprecious engraving.....	332812		0.7	-0.3	-0.4	0.6	0.7	-1.1
Primary products.....		332812-P	0.8	-0.3	-0.4	0.7	0.7	-1.2
Metal coating, engraving, and allied services.....		332812-0	0.8	-0.3	-0.4	0.7	0.7	-1.2
Secondary products and miscellaneous receipts.....		332812-SM						
Electroplating, anodizing and coloring metal.....	332813		9.3	0.0	0.1	0.1	0.0	1.8
Primary products.....		332813-P	9.0	0.0	0.0	0.0	0.0	1.9
Electroplating, plating, polishing, anodizing and coloring metal.....		332813-0	9.0	0.0	0.0	0.0	0.0	1.9
Secondary products and miscellaneous receipts.....		332813-SM						
Other fabricated metal product mfg.....	3329		4.7	0.1	0.9	1.9	0.3	-0.1
Metal valve mfg.....	33291		10.2	0.3	0.3	4.2	0.7	0.1
Industrial valve mfg.....	332911		7.6	0.0	0.5	0.1	1.5	0.0
Primary products.....		332911-P	7.6	0.0	0.4	0.1	1.4	0.0
Automatic regulating and control valves and parts (except nuclear), power operated.....		332911-F	7.3	0.0	0.0	0.0	0.0	0.0
Industrial valves for water works and municipal equipment (IBBM, AWWA, and UL).....		332911-N	5.3	0.0	0.0	0.3	1.3	0.0
Industrial butterfly valves (all metals, pressures, and types), incl. manual & power operated.....		332911-R	10.3	0.0	1.4	0.0	0.5	0.0
All other miscellaneous industrial valves.....		332911-X	10.2	0.0	0.4	0.0	2.5	0.0
Gates, globes, angles and other industrial valves.....		332911-1	6.7	0.0	1.1	0.3	0.1	0.0
Secondary products and miscellaneous receipts.....		332911-SM						
Miscellaneous receipts.....		332911-M	9.5	0.0	0.0	0.0	6.8	0.0
Secondary products.....		332911-S	9.1	0.3	1.9	0.1	1.9	0.0
Fluid power valve and hose fitting mfg.....	332912		19.8	0.2	0.9	12.4	0.4	0.2
Primary products.....		332912-P	19.2	0.2	0.1	13.0	0.0	0.3
Nonaerospace type hydraulic and pneumatic assemblies of hose.....		332912-N	5.6	1.0	0.0	0.0	0.1	0.1
Nonaerospace type flared (metal) fittings, couplings and assemblies.....		332912-T	5.0	0.1	0.0	0.0	0.0	0.0
Nonaerospace type flareless fittings and couplings (incl. nonmetal fittings).....		332912-U	1.7	0.9	0.0	0.0	0.0	0.0
Aerospace type hydraulic fluid power valves.....		332912-1	1.5	0.0	0.0	0.0	0.0	1.5
Nonaerospace type hydraulic directional control valves.....		332912-5	2.7	0.0	0.0	0.0	0.0	0.0
Nonaerospace type hydraulic valves, except directional control.....		332912-7	4.9	0.0	0.2	3.7	0.5	0.0
Nonaerospace type pneumatic directional control valves.....		332912-9	5.0	0.0	1.4	0.0	0.0	1.1

See footnotes at end of table.

Table 12. Producer price index percentage changes for the net output of selected industries and their products, not seasonally adjusted — Continued
[June 2023]

Title ¹	Industry code	Product code	Unadjusted 12-month percent change ²	Unadjusted 1-month percent change ²				
			June 2022 to June 2023 ^P	Jan. to Feb.	Feb. to Mar. ^P	Mar. to Apr. ^P	Apr. to May ^P	May to June ^P
Fluid power valve and hose fitting mfg - Continued								
Secondary products and miscellaneous receipts.....		332912-SM						
Plumbing fixture fitting and trim mfg.....	332913		1.1	0.0	0.0	0.0	0.1	0.0
Primary products.....		332913-P	2.9	0.0	0.0	0.0	0.1	0.0
Miscellaneous metal and nonmetal plumbing fixtures, fittings, and trim.....		332913-6	0.2	0.0	0.0	0.0	0.0	0.0
Metal and nonmetal lavatory and sink fittings, excluding single control.....		332913-7	6.4	0.0	0.0	0.0	0.5	0.0
Secondary products and miscellaneous receipts.....		332913-SM						
Other metal valve and pipe fitting mfg.....	332919		4.4	1.8	-1.6	0.7	0.0	0.0
Primary products.....		332919-P	4.4	1.9	-1.7	0.7	0.0	0.0
Plumbing and heating valves and specialties, except plumbers' brass goods.....		332919-1	-	0.0	0.0	-	-	-
Metal fittings, flanges, and unions for pipe fittings.....		332919-4	4.3	2.2	-1.9	0.8	0.0	0.0
Secondary products and miscellaneous receipts.....		332919-SM						
Secondary products.....		332919-S	2.7	0.0	0.0	0.4	0.0	0.0
All other fabricated metal product mfg.....	332999		0.2	-0.1	1.4	0.0	-0.1	-0.3
Ball and roller bearing mfg.....	332991		3.9	0.0	2.3	0.0	0.0	0.0
Primary products.....		332991-P	3.2	-0.1	2.3	-0.2	0.0	0.1
Ball bearings, complete, unmounted.....		332991-1	2.6	0.0	0.9	0.0	0.0	0.0
Tapered roller bearings (including cups & cones), unmounted.....		332991-3	4.1	0.0	4.0	0.0	0.0	0.0
Other roller bearings, unmounted.....		332991-5	6.2	0.0	1.6	0.0	0.0	0.0
Mounted bearings (excluding plain).....		332991-7	2.0	0.0	0.5	0.0	-0.4	0.3
Parts and components for ball and roller bearings (including balls and rollers) sold separately.....		332991-9	-3.3	-1.3	1.8	-1.8	0.0	0.5
Secondary products and miscellaneous receipts.....		332991-SM						
Secondary products.....		332991-S	6.3	0.0	2.8	0.1	0.0	0.0
Small arms ammunition mfg.....	332992		0.9	0.0	0.0	-0.4	0.1	0.1
Primary products.....		332992-P	1.2	0.0	0.0	-0.4	0.2	0.1
Other ammunition products.....		332992-08	-	-	-	0.0	0.0	0.0
Secondary products and miscellaneous receipts.....		332992-SM						
Ammunition, except small arms, manufacturing.....	332993		5.0	0.9	0.4	0.2	0.1	0.0
Primary products.....		332993-P	8.1	0.0	1.1	0.0	0.4	0.0
Ammunition (excluding small arms), more than 30 mm (1.18 in.).....		332993-0	8.1	0.0	1.1	0.0	0.4	0.0
Secondary products and miscellaneous receipts.....		332993-SM1						
Fabricated pipe and pipe fitting mfg.....	332996		-2.4	0.9	4.3	0.6	-0.2	-1.5
Primary products.....		332996-P	-2.7	1.1	5.1	0.7	-0.3	-1.8
Fabricated pipe and pipe fittings made from purchased pipe.....		332996-0	-2.7	1.1	5.1	0.7	-0.3	-1.8
Secondary products and miscellaneous receipts.....		332996-SM						
Miscellaneous fabricated metal product mfg.....	332999		-0.8	-0.9	0.8	-0.3	-0.2	0.0
Primary products.....		332999-P	-2.0	-0.8	0.9	-0.3	-0.3	-0.1
All other miscellaneous fabricated metal products.....		332999-N	-2.5	-0.9	0.9	-0.3	-0.3	-0.4
Secondary products and miscellaneous receipts.....		332999-SM						
Secondary products.....		332999-S	9.4	-0.7	3.4	-0.6	-0.8	3.5
Small arms, ordnance, and ordnance accessories mfg.....	33299T		1.2	0.0	0.0	0.0	0.0	0.0
Primary products.....		33299T-P	1.3	0.0	0.0	0.0	0.0	0.0
Single barrel shotguns, other small firearms n.e.c., and parts & attachments for small arms.....		33299T-45	0.5	0.0	0.0	0.0	0.0	0.0
Secondary products and miscellaneous receipts.....		33299T-SM						
Machinery manufacturing.....	333		6.3	0.3	0.6	0.3	0.2	0.1
Agricultural, construction, and mining machinery mfg.....	3331		7.0	0.0	0.2	0.6	0.1	0.1
Agricultural implement manufacturing.....	33311		4.8	-0.3	0.2	0.4	0.2	0.3
Farm machinery and equipment mfg.....	333111		5.0	-0.3	0.3	0.4	0.2	0.4
Primary products.....		333111-P	4.8	-0.3	0.3	0.4	0.2	0.4
Haying machinery and attachments.....		333111-A	4.6	0.0	0.3	1.2	0.0	0.0
Parts for farm machinery, for sale separately.....		333111-C	4.7	1.4	0.9	0.3	0.4	-0.9
Farm plows, harrows, rollers, pulverizers, etc., and attachments.....		333111-E	8.1	0.0	0.0	0.0	0.0	2.1
All other farm machinery and equipment, excluding parts, including attachments.....		333111-G	1.2	-1.9	0.2	0.8	0.3	1.2
Commercial turf and grounds care equipment, including parts and attachments.....		333111-J	3.7	0.3	0.2	0.6	0.0	0.0
Farm dairy equipment, sprayers and dusters, farm blowers, and attachments.....		333111-4	4.0	0.0	0.0	0.0	0.0	0.0
Planting, seeding, and fertilizing machinery and attachments.....		333111-7	1.8	0.7	0.7	0.0	0.0	0.1
Harvesting machinery (except hay and straw) and attachments.....		333111-9	7.7	0.0	0.0	-0.2	0.2	0.0
Secondary products and miscellaneous receipts.....		333111-SM						
Miscellaneous receipts.....		333111-M	9.5	1.4	0.6	0.6	0.0	0.0

See footnotes at end of table.

Table 12. Producer price index percentage changes for the net output of selected industries and their products, not seasonally adjusted — Continued
 [June 2023]

Title ¹	Industry code	Product code	Unadjusted 12-month percent change ²	Unadjusted 1-month percent change ²				
				June 2022 to June 2023 ^P	Jan. to Feb.	Feb. to Mar. ^P	Mar. to Apr. ^P	Apr. to May ^P
Farm machinery and equipment mfg - Continued								
Secondary products.....		333111-S	6.6	-0.3	0.5	1.1	0.2	0.1
Lawn and garden equipment mfg.....	333112		3.8	0.0	0.0	0.2	0.1	-0.2
Primary products.....		333112-P	4.3	0.1	0.0	0.2	0.0	-0.2
Consumer nonriding lawn, garden, and snow equipment.....		333112-1	4.8	0.0	0.0	0.5	0.0	-0.4
Consumer riding lawn, garden, and snow equipment.....		333112-3	2.0	0.0	0.0	0.0	0.0	0.0
Parts and attachments for consumer lawn, garden, and snow equipment.....		333112-7	7.3	0.6	0.0	0.1	0.2	0.0
Secondary products and miscellaneous receipts.....		333112-SM						
Secondary products.....		333112-S	0.3	-0.8	0.0	0.0	0.9	0.0
Construction machinery manufacturing.....	33312		8.9	0.2	0.2	0.3	0.0	0.0
Construction machinery mfg.....	333120		8.9	0.2	0.2	0.3	0.0	0.0
Primary products.....		333120-P	8.6	0.2	0.2	0.3	0.0	0.0
Power cranes, loaders, dozers, tractors, off-highway trucks, mixers, pavers, backhoes, etc.....		333120-1	10.2	0.3	0.2	0.4	0.0	0.0
Power cranes, draglines, & shovels (excavators) (incl. surface mining equip.) (excluding parts).....		333120-11	11.0	0.0	0.0	0.3	0.0	-0.1
Mixers, pavers, and related equipment (excluding parts).....		333120-12	14.5	0.0	0.0	2.2	0.0	0.0
Off-highway trucks, haulers, truck-type tractor chassis, trailers, etc. (excluding parts).....		333120-13	-	0.0	0.0	0.1	0.0	-
Tractor shovel loaders (skid steer, wheel, crawler, and integral design backhoes).....		333120-14	11.0	0.3	0.0	0.0	0.2	0.0
Construction wheel and crawler tractors, dozers, self-propelled log skidders, etc.....		333120-15	-	1.9	1.9	0.0	0.0	-
Graders, rollers and compactors, forklifts, scrapers, trenchers, etc. (excluding parts).....		333120-16	10.7	0.0	0.0	0.0	0.1	0.0
Construction machinery for mounting (excluding parts, winches, snow clearing attachments).....		333120-17	15.1	0.0	0.0	0.0	0.0	0.0
Other construction machinery and equipment (excluding parts).....		333120-8	-	-	-	-	-	-
Parts for construction machinery and equipment, sold separately.....		333120-9	5.9	0.0	-0.1	0.6	0.2	0.0
Parts for cranes, draglines, and shovels (including surface mining equipment) (sold separately).....		333120-91	11.5	0.0	0.6	0.0	0.0	0.0
Parts for off-highway wheel tractors and shovel loaders (sold separately).....		333120-92	2.0	0.0	-3.9	0.0	0.0	0.0
Parts for other construction machinery (sold separately).....		333120-93	3.4	0.0	0.0	1.2	0.3	0.1
Secondary products and miscellaneous receipts.....		333120-SM						
Miscellaneous receipts.....		333120-M	-	0.1	0.1	1.7	0.0	-
Mining and oil and gas field machinery mfg.....	33313		7.7	0.0	0.3	1.4	0.0	0.0
Mining machinery and equipment mfg.....	333131		10.0	0.1	0.0	3.8	0.0	0.1
Primary products.....		333131-P	9.7	0.0	0.0	4.1	0.0	0.0
Mining machinery and equipment (except parts sold separately).....		333131-2	10.6	0.0	0.0	4.7	0.0	0.0
Underground mining machinery (except parts sold separately).....		333131-21	-	0.0	0.0	13.5	0.1	-
Mineral processing & beneficiation machinery (except parts sold separately).....		333131-23	-	0.0	0.0	0.0	-	-
Crushing, pulverizing & screening machinery (except parts sold separately).....		333131-25	-	0.0	0.0	0.0	0.0	-
Drills and other mining machinery (except parts sold separately).....		333131-27	-	0.0	0.0	0.0	0.0	-
Parts and attachments for mining machinery and equipment (sold separately).....		333131-9	6.8	0.0	0.0	2.0	0.1	0.2
Secondary products and miscellaneous receipts.....		333131-SM						
Miscellaneous receipts.....		333131-M	14.5	0.3	0.0	0.0	0.0	0.0
Oil and gas field machinery and equipment mfg.....	333132		6.6	0.0	0.4	0.3	0.0	0.0
Primary products.....		333132-P	6.2	0.0	0.1	0.3	0.0	0.0
Oil and gas field production machinery and equipment (except pumps).....		333132-A	3.5	0.0	0.0	0.8	0.0	0.0
Oil and gas field production machinery and equipment (except pumps and parts sold separately).....		333132-A1	3.2	0.0	-0.2	1.1	0.0	0.0
Parts and attachments for oil and gas field production machinery and equipment (except pumps).....		333132-A2	-	0.0	0.8	0.0	0.0	-
Rotary oil and gas field drilling machinery and equipment.....		333132-1	6.1	0.0	0.5	0.0	0.0	0.0
Secondary products and miscellaneous receipts.....		333132-SM						
Industrial machinery manufacturing.....	3332		3.5	1.4	0.4	0.5	-1.4	-0.2
Other industrial machinery manufacturing.....	33324		3.5	1.4	0.4	0.5	-1.4	-0.2
Food product machinery mfg.....	333241		6.1	-0.2	0.8	0.1	0.0	0.2
Primary products.....		333241-P	5.9	-0.2	0.8	0.1	0.0	0.2
Dairy and milk products plant machinery and equipment.....		333241-1	3.9	0.0	0.6	0.0	0.0	1.8
Commercial food products machinery (except packaging and cooking equipment).....		333241-3	7.7	0.0	0.0	0.0	0.0	0.0
Industrial food products machinery for processing foods, beverages, & animal & fowl feed.....		333241-5	4.8	-0.5	1.9	0.2	0.0	0.0
Other industrial food and feed machinery.....		333241-51	0.7	-1.3	0.0	0.7	0.0	-0.1

See footnotes at end of table.

Table 12. Producer price index percentage changes for the net output of selected industries and their products, not seasonally adjusted — Continued
 [June 2023]

Title ¹	Industry code	Product code	Unadjusted 12-month percent change ²	Unadjusted 1-month percent change ²				
			June 2022 to June 2023 ^P	Jan. to Feb.	Feb. to Mar. ^P	Mar. to Apr. ^P	Apr. to May ^P	May to June ^P
Food product machinery mfg - Continued								
Machinery for sorting, grading, and cleaning fruits, vegetables, eggs, and for processing meat.....		333241-52	9.2	0.0	3.4	0.0	0.0	0.0
Parts and attachments for industrial food and feed products machinery.....		333241-53	0.7	0.0	1.0	0.0	0.0	0.0
Secondary products and miscellaneous receipts.....		333241-SM						
Miscellaneous receipts.....		333241-M	5.9	-1.8	0.0	0.0	-0.1	0.0
Secondary products.....		333241-S	7.4	1.1	1.5	0.8	0.1	2.0
Semiconductor machinery mfg.....	333242		7.7	1.8	0.0	0.9	0.2	-1.6
Primary products.....		333242-P	7.9	1.8	0.0	0.9	0.2	-1.6
Semiconductor machinery and parts.....		333242-0	7.9	1.8	0.0	0.9	0.2	-1.6
Secondary products and miscellaneous receipts.....		333242-SM						
Miscellaneous receipts.....		333242-M	1.7	0.8	0.1	0.2	0.0	0.0
Sawmill, woodworking and paper machinery mfg.....	333243		9.4	0.3	2.4	0.1	0.3	1.2
Primary products.....		333243-P	9.0	0.3	2.5	0.1	0.3	1.2
Sawmill and woodworking machinery.....		333243-A	8.6	0.8	5.9	0.0	0.0	0.0
Sawmill and woodworking machinery, excluding parts & attachments.....		333243-A3	9.8	0.8	7.0	0.0	0.0	0.0
Parts, attachments & accessories for sawmill & woodworking machinery.....		333243-A4	1.9	0.6	0.0	0.0	0.0	0.0
Paper industry machinery.....		333243-B	8.5	0.0	0.4	0.1	0.5	2.0
Paper industry machinery, excluding parts & attachments.....		333243-B1	7.2	0.0	0.5	0.0	0.0	2.9
Parts and attachments for paper industry machinery.....		333243-B2	9.6	0.0	0.2	0.4	1.6	0.1
Secondary and miscellaneous receipts.....		333243-SM						
Miscellaneous receipts.....		333243-M	11.2	0.0	0.1	0.1	0.0	0.0
All other industrial machinery mfg.....	333248		-0.3	1.9	0.2	0.6	-2.5	0.0
Primary products.....		333248-P	-0.4	1.9	0.2	0.6	-2.6	0.0
Printing machinery and equipment mfg.....		333248-4	2.2	-0.1	0.2	0.2	0.6	-0.4
All other miscellaneous printing trades machinery, including parts.....		333248-4A	2.0	-0.1	0.3	0.4	-0.1	-0.6
Other printing machinery and equipment, including pre-press preparation and typesetting.....		333248-4A7	1.6	-0.3	-0.1	0.6	-0.2	-1.1
Parts, attachments, and accessories for printing trades machinery.....		333248-4A8	2.4	0.0	0.6	0.2	0.0	0.0
Other industrial machinery.....		333248-9	-0.4	2.1	0.2	0.7	-2.9	0.0
Plastics-working machinery and equipment and parts, excluding patterns and molds.....		333248-91	4.7	0.0	0.0	0.2	0.4	0.0
Plastics-working machinery and equipment, excluding patterns, molds, and parts sold separately.....		333248-919	5.2	0.0	0.0	0.2	0.4	0.0
Textile machinery (except parts, attachments, and accessories).....		333248-95	-0.1	0.0	0.0	0.0	0.0	0.0
Parts and attachments for textile machinery.....		333248-97	0.0	0.0	0.0	0.0	0.0	0.0
All other industrial machinery.....		333248-98	-1.4	2.9	0.3	0.8	-3.9	0.0
Secondary products and miscellaneous receipts.....		333248-SM						
Secondary products.....		333248-S	-	0.0	-	-	-	-
Commercial and service industry machinery manufacturing.....	3333		4.5	0.3	0.4	0.1	0.2	0.2
Commercial and service industry machinery manufacturing.....	33331		4.5	0.3	0.4	0.1	0.2	0.2
Commercial and service industry machinery mfg.....	333310		5.2	0.3	0.4	0.1	0.2	0.2
Primary products.....		333310-P	5.3	0.3	0.4	0.1	0.2	0.2
Optical instruments and lenses (incl. parts).....		333310-4	3.4	0.0	0.9	0.4	0.0	-0.2
Sighting, tracking, and fire-control equipment, optical type.....		333310-41	-	-	-	-	-	-
All other miscellaneous optical instruments and lenses (incl. binoculars and astronomical).....		333310-43	4.1	0.0	1.2	0.5	0.0	-0.3
Commercial cooking and food warming equipment (incl. parts).....		333310-5	6.7	0.0	0.9	0.0	0.0	0.0
Commercial non electric cooking and food warming equipment, ex. parts and accessories.....		333310-51	-	0.0	2.1	0.0	0.0	-
Commercial electric cooking and food warming equipment, ex. parts and accessories.....		333310-52	-	0.1	0.1	0.0	0.0	-
Parts and accessories for commercial cooking and food warming equipment.....		333310-53	-	0.0	0.0	0.0	0.0	-
Other commercial and service industry machinery.....		333310-9	-	-	-	-	-	0.2
Commercial laundry and drycleaning machinery (incl. parts).....		333310-93	10.6	0.0	0.0	0.0	1.0	0.0
Commercial and industrial floor and carpet cleaning machines, ex. vacuum cleaners.....		333310-95	7.6	0.0	0.0	0.0	0.0	0.5
Electronic teaching machines, teaching aids, etc., (incl. kits).....		333310-97	-	0.0	1.2	0.0	0.0	-
All other parts and attachments for service industry equipment.....		333310-98	-	-	-	-	-	-
Other service industry equipment.....		333310-99	5.4	1.0	0.0	0.0	0.4	0.2
Secondary products and miscellaneous receipts.....		333310-SM						
Miscellaneous receipts.....		333310-M	-	0.0	0.2	0.2	-0.1	0.1
Secondary products.....		333310-S	-	0.0	0.0	0.5	0.0	1.3
HVAC and commercial refrigeration equipment.....	33334		5.7	0.3	1.6	0.2	0.2	0.0
HVAC and commercial refrigeration equipment.....	33341		5.7	0.3	1.6	0.2	0.2	0.0

See footnotes at end of table.

Table 12. Producer price index percentage changes for the net output of selected industries and their products, not seasonally adjusted — Continued
 [June 2023]

Title ¹	Industry code	Product code	Unadjusted 12-month percent change ²	Unadjusted 1-month percent change ²				
			June 2022 to June 2023 ^P	Jan. to Feb.	Feb. to Mar. ^P	Mar. to Apr. ^P	Apr. to May ^P	May to June ^P
Fan, blower, air purification equipment mfg.	333413		5.4	1.5	-0.1	0.0	0.7	0.0
Primary products		333413-P	4.6	0.7	0.0	0.0	0.7	0.0
Air purification equipment		333413-1	4.4	1.3	0.0	0.0	0.3	0.0
Dust collection and other air purification equipment for industrial gas cleaning systems		333413-11	0.8	0.0	0.0	0.0	0.0	0.0
Dust collection and other air purification equipment for cleaning incoming air		333413-13	6.9	2.0	0.0	-0.1	0.4	0.0
Air filters for air-conditioners and furnaces, etc. of 2400 CFM or less, except parts		333413-131	6.2	-0.1	-1.0	0.0	0.8	0.0
Other dust collection and air purification equipment, except parts		333413-132	11.1	9.0	0.0	0.0	0.0	0.0
Parts for dust collection and air purification equipment		333413-133	3.7	0.0	2.1	-0.3	0.0	0.0
Industrial and commercial fans and blowers		333413-2	5.0	-0.1	-0.1	0.0	1.3	0.0
Centrifugal blower filter units, and classes I-IV centrifugal fans, except parts		333413-22	4.7	0.0	-0.2	0.0	1.1	0.0
Other centrifugal fans and blowers, except parts		333413-23	6.8	0.0	0.0	0.0	1.3	0.0
Parts and accessories for fans and blowers		333413-29	-2.3	-1.3	0.0	0.0	0.6	0.0
Secondary products and miscellaneous receipts		333413-SM						
Secondary products		333413-S	1.6	0.0	0.0	0.0	0.0	0.0
Heating equipment (except warm air furnaces) mfg.	333414		10.2	0.4	1.0	0.2	0.0	0.1
Primary products		333414-P	11.1	0.4	1.0	0.2	0.0	0.1
Other heating equipment, except electric (incl. parts for nonelectric equipment & oil burners)		333414-D	12.9	0.8	0.9	0.3	0.0	0.2
Cast iron heating boilers, radiators, and convectors (except parts)		333414-1	11.0	0.0	3.8	0.0	0.0	0.0
Domestic heating stoves (except electric and parts)		333414-3	10.2	0.6	0.0	0.0	0.0	0.0
Floor and wall furnaces, unit heaters, infrared heaters, and mechanical stokers		333414-7	9.3	0.0	0.0	0.0	0.0	0.0
Secondary products and miscellaneous receipts		333414-SM						
Secondary products		333414-S	6.2	0.4	0.0	0.0	0.0	0.0
Air-conditioning, refrigeration, and forced air heating equipment mfg.	333415		5.0	0.0	2.0	0.2	0.1	0.0
Primary products		333415-P	4.7	-0.1	1.9	0.2	0.1	0.0
Warm air furnaces, including duct furnaces and humidifiers, and electric comfort heating		333415-C	4.7	-0.5	2.3	0.7	-1.4	2.8
Parts and accessories for air conditioning and heat transfer equipment		333415-D	1.0	-2.3	2.1	0.0	0.0	-0.2
Unitary air-conditioners, except air source heat pumps		333415-E	5.9	0.2	3.1	0.2	0.0	0.0
Heat pumps		333415-H	-2.9	0.8	0.2	0.0	0.0	0.0
Heat transfer equipment (except elec dehumidifiers), mechanically refrigerated, self-contained		333415-2	7.0	0.0	1.8	0.8	1.4	-0.6
Commercial refrigerators and related equipment		333415-3	7.7	0.0	2.2	0.0	0.0	-0.7
Refrigeration condensing units, all refrigerants, except ammonia (complete)		333415-5	4.7	0.2	1.4	0.2	0.0	0.0
All other miscellaneous refrigeration and air-conditioning equipment		333415-9	2.1	0.7	0.0	0.0	0.0	0.0
Secondary products and miscellaneous receipts		333415-SM						
Miscellaneous receipts		333415-M	-	-	-	0.0	0.0	0.0
Metalworking machinery manufacturing	3335		6.6	0.4	0.1	0.2	0.2	0.4
Metalworking machinery manufacturing	33351		6.6	0.4	0.1	0.2	0.2	0.4
Industrial mold mfg.	333511		3.8	0.0	-0.3	0.1	0.0	0.0
Primary products		333511-P	4.2	0.0	-0.1	0.0	0.0	0.0
Industrial molds and mold boxes		333511-0	4.2	0.0	-0.1	0.0	0.0	0.0
Industrial injection-type molds made of metal for plastics		333511-05	0.7	0.0	-0.2	0.0	0.0	0.0
Other industrial molds and mold boxes		333511-06	-	0.0	0.0	0.0	0.0	-
Secondary products and miscellaneous receipts		333511-SM						
Secondary products		333511-S	1.1	0.0	0.0	0.0	0.0	0.0
Special tool, die, jig, and fixture mfg.	333514		5.3	0.2	0.3	0.5	0.2	1.4
Primary products		333514-P	4.8	0.3	0.3	0.4	0.3	1.5
Special dies, tools, jigs, and fixtures		333514-0	4.8	0.3	0.3	0.4	0.3	1.5
Jigs and fixtures, including parts		333514-0A	5.9	0.4	0.5	0.2	0.5	1.6
Metalworking die and die sets		333514-0B	5.4	0.5	0.5	0.0	0.4	2.8
Standard punches, industrial prototypes, die parts & other special tooling for dies		333514-0C	4.0	0.0	0.0	0.8	0.0	0.7
Secondary products and miscellaneous receipts		333514-SM						
Miscellaneous receipts		333514-M	-	0.0	0.0	0.0	-	-
Secondary products		333514-S	9.6	0.3	0.3	2.3	0.3	2.1
Cutting tool and machine tool accessory mfg.	333515		10.4	0.3	0.0	0.0	0.1	0.6
Primary products		333515-P	5.6	0.3	0.0	0.0	0.1	0.7
Cutting tools for machine tools and metalworking machinery		333515-4	4.7	0.2	0.0	0.0	0.1	0.4
Other cutting tools for machine tools, excluding tips and blanks		333515-41	4.6	0.0	0.0	0.0	0.0	0.0
End mills and milling cutters		333515-44	5.2	0.4	0.3	-0.1	0.1	0.1
Threading tools, including blanks, tips and inserts		333515-45	2.4	0.0	0.0	0.0	0.0	1.6

See footnotes at end of table.

Table 12. Producer price index percentage changes for the net output of selected industries and their products, not seasonally adjusted — Continued
 [June 2023]

Title ¹	Industry code	Product code	Unadjusted 12-month percent change ²	Unadjusted 1-month percent change ²				
			June 2022 to June 2023 ^P	Jan. to Feb.	Feb. to Mar. ^P	Mar. to Apr. ^P	Apr. to May ^P	May to June ^P
Cutting tool and machine tool accessory mfg - Continued								
Carbon and high-speed steel shank, solid, tipped carbide twist drills for machine tools.....		333515-48	7.7	0.9	0.1	0.0	1.2	2.9
Taps, carbide indexable, and throwaway inserts for machine tools.....		333515-49	4.9	0.1	0.0	0.0	0.0	0.0
Other attachments and accessories for machine tools and metalworking machinery.....		333515-5	10.6	1.0	0.0	0.0	0.0	2.5
Secondary products and miscellaneous receipts.....		333515-SM						
Secondary products.....		333515-S	9.7	0.0	0.3	0.0	0.0	0.0
Machine tool mfg.....	333517		4.8	1.1	0.1	0.0	0.7	0.0
Primary products.....		333517-P	4.1	0.9	0.1	0.0	0.8	0.0
Metal cutting machine tools.....		333517-2	3.6	1.1	0.1	0.0	0.5	0.0
Parts for metal cutting machine tools (sold separately) & rebuilt machine tools...		333517-26	7.2	0.0	1.1	0.0	0.0	-0.3
Metal machining centers (multifunction numerically controlled machines).....		333517-27	4.8	4.8	0.0	0.0	0.0	0.0
Other metal cutting machine tools.....		333517-2B	2.1	0.0	0.0	0.0	0.7	0.0
Metal forming machine tools.....		333517-3	5.4	0.1	0.0	0.0	2.1	0.1
Metal punching and shearing (power & manual), and bending and forming machines (power only).....		333517-31	4.8	0.0	0.0	0.0	0.0	0.0
Parts for metal forming machine tools (sold separately) and rebuilt metal forming machine tools.....		333517-37	5.6	0.2	0.0	0.0	3.3	0.2
Secondary products and miscellaneous receipts.....		333517-SM						
Miscellaneous receipts.....		333517-M	8.8	3.3	0.0	0.0	0.0	0.0
Secondary products.....		333517-S	11.0	1.6	1.4	0.1	0.0	1.0
Rolling mill and other metalworking machinery mfg.....	333519		11.2	0.1	0.1	0.0	0.0	-0.6
Primary products.....		333519-P	12.5	0.1	0.1	0.0	0.0	-0.6
Other metalworking machinery, excluding handheld & ultrasonic.....		333519-83	3.3	0.6	0.5	0.0	0.0	0.0
Secondary products and miscellaneous receipts.....		333519-SM						
Miscellaneous receipts.....		333519-M	-	0.0	0.0	0.0	-	-
Turbine and power transmission equipment mfg.....	3336		5.5	0.1	0.9	0.3	0.0	0.2
Turbine and power transmission equipment mfg.....	33361		5.5	0.1	0.9	0.3	0.0	0.2
Turbine and turbine generator set units mfg.....	333611		3.6	0.3	3.3	0.2	0.2	0.2
Primary products.....		333611-P	3.5	0.3	3.1	0.2	0.2	0.2
Turbines and turbine generator sets.....		333611-0	3.5	0.3	3.1	0.2	0.2	0.2
Steam, gas, and other turbines and turbine generators.....		333611-05	1.3	0.2	0.8	0.1	0.1	0.3
Parts & accessories for turbines, turbine generators, and turbine generator sets.....		333611-07	2.7	0.5	0.0	0.0	0.0	0.0
Speed changer, drive, and gear mfg.....	333612		8.1	0.0	-0.1	0.0	0.0	0.2
Primary products.....		333612-P	8.3	0.0	-0.1	0.0	0.0	0.3
Gears, pinions, racks, and worms, sold separately.....		333612-3	5.4	0.0	-0.2	0.0	0.0	0.0
Speed changers, industrial high speed drives, and parts other than loose gearing.....		333612-7	10.0	0.0	0.0	0.0	0.0	0.5
Secondary products and miscellaneous receipts.....		333612-SM						
Mechanical power transmission equipment mfg.....	333613		9.0	-0.1	0.0	0.4	0.1	0.2
Primary products.....		333613-P	8.1	-0.1	0.0	0.3	0.1	0.2
Mechanical power transmission equipment, except speed changers, drives, & gears.....		333613-3	8.7	-0.1	0.0	0.3	0.2	0.2
Secondary products and miscellaneous receipts.....		333613-SM						
Other engine equipment mfg.....	333618		5.4	0.0	0.0	0.3	-0.1	0.1
Primary products.....		333618-P	5.5	0.0	0.0	0.3	-0.1	0.1
Parts & accessories for internal combustion engines, ex. aircraft & gasoline automotive engines.....		333618-F	6.5	0.0	0.0	0.4	0.0	0.0
Diesel, semidiesel, and dual-fuel engines (except automotive).....		333618-3	9.0	0.0	0.0	0.0	0.0	0.6
Diesel, semidiesel, and dual-fuel engines for automobiles, trucks, and buses.....		333618-5	4.1	-0.1	0.0	0.6	0.0	0.0
Secondary products and miscellaneous receipts.....		333618-SM						
Secondary products.....		333618-S	4.8	0.1	0.0	0.0	0.0	0.0
Other general purpose machinery manufacturing.....	3339		7.4	0.4	0.6	0.3	0.9	0.1
Pump and compressor manufacturing.....	33391		9.5	0.1	0.2	-0.1	2.0	0.4
Air and gas compressor mfg.....	333912		8.5	-0.1	0.3	0.1	0.4	0.3
Primary products.....		333912-P	8.5	0.0	0.3	0.1	0.4	0.3
Air and gas compressors and vacuum pumps.....		333912-1	9.1	-0.2	0.3	0.1	0.5	0.3
Parts & attachments for air & gas compressors, ex. refrigeration, ice making, & a/c.....		333912-6	7.7	0.9	0.3	0.0	0.4	0.6
Secondary products and miscellaneous receipts.....		333912-SM						
Miscellaneous receipts.....		333912-M	9.1	0.4	0.5	0.0	-0.6	0.0

See footnotes at end of table.

Table 12. Producer price index percentage changes for the net output of selected industries and their products, not seasonally adjusted — Continued
 [June 2023]

Title ¹	Industry code	Product code	Unadjusted 12-month percent change ²	Unadjusted 1-month percent change ²				
				June 2022 to June 2023 ^P	Jan. to Feb.	Feb. to Mar. ^P	Mar. to Apr. ^P	Apr. to May ^P
Measuring, dispensing, and other pumping equipment mfg.	333914		9.8	0.2	0.0	-0.1	3.0	0.4
Primary products.		333914-P	10.2	0.2	0.0	-0.2	3.0	0.4
Pumps and pumping equipment, excluding measuring and dispensing pumps.		333914-1	9.4	0.2	0.0	-0.2	3.0	0.4
Pumps and pumping equipment, complete, excluding measuring and dispensing pumps.		333914-11	9.9	0.2	0.0	-0.2	3.4	0.3
Domestic water systems.		333914-111	6.6	0.0	0.0	0.0	0.0	0.0
Oil-well and oil-field pumps, except boiler feed.		333914-113	0.4	0.0	0.0	0.0	0.0	0.0
Industrial pumps, excluding hydraulic fluid power pumps, automatic circulating pumps, etc.		333914-114	13.4	0.2	0.0	-0.3	4.6	0.4
Other pumps, except automotive circulating pumps, and measuring and dispensing pumps.		333914-115	3.8	0.4	0.0	0.0	0.0	0.0
Parts and attachments for pumps and pumping equipment, excluding measuring and dispensing.		333914-15	6.1	0.1	0.3	0.1	0.5	1.2
Secondary products and miscellaneous receipts.		333914-SM						
Miscellaneous receipts.		333914-M	4.8	0.0	0.0	0.0	0.0	0.7
Secondary products.		333914-S	6.5	0.1	0.1	0.0	4.1	0.2
Material handling equipment manufacturing.	33392		6.1	0.6	0.5	0.1	0.4	0.1
Elevator and moving stairway mfg.	333921		7.1	0.0	3.2	1.2	0.0	0.0
Primary products.		333921-P	5.9	0.0	2.5	1.3	0.0	0.0
Elevators and moving stairways.		333921-1	4.5	0.0	0.7	1.5	0.0	0.0
Parts and attachments for elevators and moving stairways (sold separately).		333921-3	15.3	-0.1	14.2	0.0	0.0	0.0
Secondary products and miscellaneous receipts.		333921-SM						
Conveyor and conveying equipment mfg.	333922		6.5	0.2	-0.2	0.1	0.4	0.1
Primary products.		333922-P	5.7	0.2	-0.2	0.1	0.2	0.0
Unit handling conveyors and conveying systems.		333922-1	1.1	0.0	-0.5	0.2	0.1	-0.2
Unit handling gravity and trolley conveyors and conveying systems.		333922-12	1.9	0.0	-0.8	0.1	0.0	0.0
Unit handling tow, belt, roller, pneumatic, portable, carousel, and other nonbelt conveyors.		333922-14	1.1	0.0	0.0	0.5	0.1	-0.5
Parts and accessories for unit handling conveyors and conveying systems, sold separately.		333922-7	0.9	0.0	0.0	0.3	0.0	0.2
Bulk material handling conveyors and conveying systems.		333922-8	12.9	-0.3	0.2	0.0	0.6	0.3
Parts and accessories for bulk material handling conveyors and conveying systems.		333922-9	7.3	2.6	0.1	0.0	0.0	0.0
Secondary products and miscellaneous receipts.		333922-SM						
Miscellaneous receipts.		333922-M	22.9	2.0	-0.5	0.0	8.1	2.7
Secondary products.		333922-S	7.1	0.0	0.0	0.0	0.0	0.0
Overhead cranes, hoists and monorail systems mfg.	333923		5.3	1.3	0.8	-0.3	0.4	0.2
Primary products.		333923-P	4.8	1.3	0.8	-0.4	0.4	0.2
Hoists and parts and attachments for hoists (sold separately).		333923-1	9.3	2.1	0.0	-0.4	0.0	0.8
Overhead traveling cranes and monorail systems, including parts and attachments sold separately.		333923-3	6.4	0.8	0.8	-1.7	1.9	0.0
Winches, aerial work platforms, and automotive wrecker hoists, including parts and attachments.		333923-7	4.5	1.2	1.1	0.0	0.2	0.0
Secondary products and miscellaneous receipts.		333923-SM						
Secondary products.		333923-S	13.1	2.1	0.1	3.0	-0.2	0.0
Industrial truck, trailer, and stacker mfg.	333924		6.0	0.8	0.1	0.0	0.5	0.1
Primary products.		333924-P	6.1	0.8	0.0	0.0	0.5	0.1
Industrial trucks, tractors, mobile straddle carriers & cranes, & automatic stacking machines.		333924-2	6.5	0.9	0.0	0.1	0.7	0.2
Work trucks with lifting & handling equipment, operator riding, electric, self-propelled.		333924-21	9.1	0.0	0.0	0.2	2.4	0.0
Work trucks, not fitted with lifting and handling equipment.		333924-25	3.9	1.8	0.0	0.0	0.0	0.1
Bulk powered material moving equipment, dock boards and metal pallets and skids.		333924-26	0.8	0.0	0.0	0.0	0.0	0.9
Other work trucks with lifting & handling equipment, non-riding electric or any non-electric.		333924-27	6.1	0.0	0.0	0.0	1.5	0.1
Parts and attachments for industrial trucks and tractors (sold separately).		333924-3	3.6	0.3	0.0	0.0	0.0	0.0
Secondary products and miscellaneous receipts.		333924-SM						
Secondary products.		333924-S	-4.3	-0.2	0.2	0.1	—	—
All other general purpose machinery mfg.	33399		7.1	0.4	0.9	0.7	0.7	0.0
Power-driven handtool mfg.	333991		11.1	0.0	0.0	0.0	6.2	0.0
Primary products.		333991-P	11.6	0.0	0.0	0.0	6.3	0.0
Power-driven handtools, pneumatic, hydraulic, and powder-actuated.		333991-6	10.3	0.0	0.0	0.0	5.6	0.0
Power-driven handtools, electric (except battery powered), including parts.		333991-9	12.1	0.0	0.0	0.1	7.0	0.0
Secondary products and miscellaneous receipts.		333991-SM						
Miscellaneous receipts.		333991-M	—	0.0	1.8	0.0	0.0	—

See footnotes at end of table.

Table 12. Producer price index percentage changes for the net output of selected industries and their products, not seasonally adjusted — Continued
 [June 2023]

Title ¹	Industry code	Product code	Unadjusted 12-month percent change ²	Unadjusted 1-month percent change ²				
			June 2022 to June 2023 ^P	Jan. to Feb.	Feb. to Mar. ^P	Mar. to Apr. ^P	Apr. to May ^P	May to June ^P
Welding and soldering equipment mfg.	333992		3.2	0.0	0.0	2.0	0.0	0.0
Primary products.		333992-P	3.1	0.0	0.0	1.9	0.0	0.0
Other welding equipment, components, and accessories (excluding arc, resistance, and gas).		333992-A	5.3	0.2	0.0	0.4	0.0	0.0
Arc welding machines, components, and accessories, excluding electrodes and stud welding equip.		333992-1	4.7	0.0	0.0	3.0	0.0	0.0
Resistance welders, components, accessories, and electrodes.		333992-7	3.5	0.0	0.0	0.0	0.0	0.0
Gas welding and cutting equipment, parts, attachments, and accessories.		333992-9	3.4	0.1	0.0	0.4	0.0	0.0
Secondary products and miscellaneous receipts.		333992-SM						
Miscellaneous receipts.		333992-M	3.5	0.4	0.0	1.3	0.0	0.0
Packaging machinery mfg.	333993		13.1	0.4	3.1	0.6	0.8	1.2
Primary products.		333993-P	14.0	0.4	3.2	0.7	0.9	1.3
Packing, packaging, and bottling machinery, excluding parts.		333993-1	14.2	0.4	4.2	0.0	1.1	1.5
Parts for packing, packaging, and bottling machinery.		333993-5	12.5	0.5	0.0	2.9	0.0	0.5
Secondary products and miscellaneous receipts.		333993-SM						
Miscellaneous receipts.		333993-M	—	0.3	0.6	—	—	—
Industrial process furnace and oven mfg.	333994		4.8	0.5	0.3	1.2	0.9	0.1
Primary products.		333994-P	5.1	0.4	0.3	1.3	1.0	0.1
Industrial process furnaces & ovens, & industrial electrical heating equipment.		333994-0	5.1	0.4	0.3	1.3	1.0	0.1
Industrial process furnaces & ovens, & industrial electrical heating equipment, except parts.		333994-0A	4.7	0.6	0.2	1.0	0.6	0.1
Parts and attachments for industrial process furnaces and ovens.		333994-0B	6.0	-0.4	0.5	2.0	2.1	0.0
Secondary products and miscellaneous receipts.		333994-SM						
Miscellaneous receipts.		333994-M	4.5	0.7	1.0	0.6	0.8	0.2
Fluid power cylinder and actuator mfg.	333995		7.0	0.0	0.0	0.7	0.0	0.6
Primary products.		333995-P	8.0	0.0	0.0	0.8	0.0	0.6
Nonaerospace-type hydraulic & all aerospace fluid power cylinders & actuators, linear & rotary.		333995-2	6.8	0.0	0.0	0.2	0.0	0.9
Nonaerospace-type pneumatic fluid power cylinders & actuators, linear & rotary.		333995-3	—	0.0	0.0	0.0	0.0	—
Parts for hydraulic & pneumatic fluid power cylinders & actuators, incl accumulators & cushions.		333995-8	17.8	0.0	0.0	2.6	0.0	0.2
Secondary products and miscellaneous receipts.		333995-SM						
Fluid power pump and motor mfg.	333996		4.3	2.6	0.0	0.0	0.0	0.0
Primary products.		333996-P	4.6	2.9	0.0	0.0	0.0	0.0
Nonaerospace-type reciprocating fluid power pumps.		333996-1	8.7	6.1	0.0	0.0	0.0	0.0
Nonaerospace-type fluid power motors.		333996-5	4.2	1.4	0.0	0.0	0.0	0.0
Parts for fluid power pumps, motors, and hydrostatic transmissions.		333996-9	1.4	0.1	0.0	0.0	0.0	-0.1
Secondary products and miscellaneous receipts.		333996-SM						
Miscellaneous receipts.		333996-M	5.3	0.0	0.0	0.0	0.0	0.0
All other miscellaneous general purpose machinery mfg.	333998		6.4	0.3	1.1	0.5	0.1	-0.9
Primary products.		333998-P	6.2	0.3	1.2	0.6	0.1	-1.0
Scale and balance mfg.		333998-7	6.9	0.6	0.2	0.2	0.2	0.1
Retail, commercial, household, and mailing scales and balances.		333998-74	7.9	0.0	0.2	0.0	0.0	0.0
Parts, attachments, and accessories for scales and balances.		333998-76	10.1	3.3	0.3	0.4	0.8	0.0
Vehicle and industrial scales.		333998-77	7.3	0.1	0.1	0.2	0.2	0.2
Motor truck and railroad track scales.		333998-771	3.6	0.0	0.0	0.0	0.0	0.0
Industrial scales (including automatic checkweigher and bulkweigher scales).		333998-772	12.6	0.6	0.6	0.7	0.7	0.0
All other miscellaneous general purpose machinery mfg.		333998-9	6.3	0.2	1.2	0.6	0.1	-1.0
Filters and strainers, except fluid power.		333998-91	13.1	0.8	0.7	0.6	0.3	0.0
Industrial filters and strainers and reusable media, except fluid power.		333998-911	14.0	1.0	0.8	0.0	0.4	0.0
Nonreusable media for filters and strainers, except fluid power.		333998-912	1.9	0.0	0.0	1.3	0.0	0.0
Parts and accessories for filters and strainers, except fluid power.		333998-913	—	0.4	0.3	6.1	0.0	—
All other miscellaneous general industrial machinery.		333998-97	5.7	0.1	1.6	0.7	0.0	-1.5
Secondary products and miscellaneous receipts.		333998-SM						
Miscellaneous receipts.		333998-M	—	-0.3	0.5	0.0	0.6	0.0
Secondary products.		333998-S	—	1.2	0.5	0.1	0.1	0.1
Computer & electronic product mfg.	334		2.5	0.1	0.1	0.0	-0.2	0.1
Computer & peripheral equipment mfg.	3341		-1.7	0.2	-0.1	-0.8	-0.9	-1.6
Computer & peripheral equipment mfg.	33411		-1.7	0.2	-0.1	-0.8	-0.9	-1.6
Electronic computer mfg.	334111		-3.1	0.6	-0.1	-0.1	-2.3	-2.4
Primary products.		334111-P	-4.1	0.7	-0.1	-0.1	-2.5	-2.7
Host computers, multiusers (mainframes, medium-scale systems, UNIX and PC servers).		334111-5	-7.1	0.9	-0.2	-0.1	-3.0	-3.1

See footnotes at end of table.

Table 12. Producer price index percentage changes for the net output of selected industries and their products, not seasonally adjusted — Continued
 [June 2023]

Title ¹	Industry code	Product code	Unadjusted 12-month percent change ²	Unadjusted 1-month percent change ²				
			June 2022 to June 2023 ^P	Jan. to Feb.	Feb. to Mar. ^P	Mar. to Apr. ^P	Apr. to May ^P	May to June ^P
Electronic computer mfg - Continued								
Single user computers, microprocessor based, general purpose.....		334111-7	5.3	-0.2	0.0	-0.5	-0.2	-0.4
Portable computers, laptops, tablets and other single user computers.....		334111-72	-3.5	0.8	-1.8	0.3	-1.4	-0.2
Personal computers and workstations (excluding portable computers).....		334111-73	7.0	-0.7	0.8	-0.9	0.3	-0.5
Secondary products and miscellaneous receipts.....		334111-SM						
Computer storage device mfg.....	334112		0.1	0.0	0.0	-1.4	0.0	-2.2
Primary products.....		334112-P	-1.4	0.0	0.0	-1.4	0.0	-2.2
Computer storage devices (except parts, attachments and accessories).....		334112-1	-2.0	0.0	0.0	-1.5	0.0	-2.3
Secondary products and miscellaneous receipts.....		334112-SM						
Computer terminal and other computer peripheral equipment mfg.....	334118		-2.0	0.0	0.0	-1.2	0.0	0.0
Primary products.....		334118-P	2.0	0.0	0.0	-1.2	0.0	0.0
Computer terminals (including POS and funds-transfer devices) and other computer peripherals.....		334118-D	-2.5	0.0	0.0	-2.3	0.0	0.0
Secondary products and miscellaneous receipts.....		334118-SM						
Miscellaneous receipts.....		334118-M	-	0.0	0.0	0.0	0.0	-
Secondary products.....		334118-S	-	0.0	0.0	0.0	0.0	0.8
Communications equipment mfg.....	3342		3.9	-0.2	0.0	0.8	0.0	0.0
Telephone apparatus mfg.....	33421		4.0	0.2	0.0	0.0	0.0	0.0
Telephone apparatus mfg.....	334210		4.0	0.2	0.0	0.0	0.0	0.0
Primary products.....		334210-P	4.3	0.2	0.0	0.0	0.0	0.0
Telephone and wireline data networking equipment.....		334210-0	4.3	0.2	0.0	0.0	0.0	0.0
Secondary products and miscellaneous receipts.....		334210-SM						
Radio/TV broadcast & wireless comm equip mfg.....	33422		3.5	-0.3	0.0	1.2	-0.1	0.0
Broadcast and wireless communications equipment mfg.....	334220		3.5	-0.3	0.0	1.2	-0.1	0.0
Primary products.....		334220-P	2.6	-0.4	0.0	1.2	-0.1	0.0
Broadcast, studio, and related electronic equipment.....		334220-2	0.3	-0.8	0.0	1.4	-0.6	-0.2
Radio station equipment.....		334220-5	-	0.0	0.0	4.6	0.0	0.0
Other broadcast and wireless communications systems and equipment.....		334220-9	1.3	-0.4	0.0	1.0	0.0	0.0
Secondary products and miscellaneous receipts.....		334220-SM						
Other communications equipment mfg.....	33429		5.2	0.0	0.0	0.1	0.2	-0.1
Other communications equipment mfg.....	334290		5.2	0.0	0.0	0.1	0.2	-0.1
Primary products.....		334290-P	5.4	0.0	0.0	0.1	0.2	-0.1
Alarm systems, including electric sirens and horns.....		334290-1	-	0.0	0.0	0.0	-	-
Intercommunications systems, incl inductive paging systems, excl telephone & telegraph.....		334290-3	2.5	0.0	0.9	0.0	2.4	0.0
Secondary products and miscellaneous receipts.....		334290-SM						
Secondary products.....		334290-S	1.3	-1.6	0.0	0.0	1.2	0.0
Audio & video equipment mfg.....	3343		2.7	0.8	0.0	0.0	0.1	0.0
Audio and video equipment mfg.....	33431		2.7	0.8	0.0	0.0	0.1	0.0
Audio and video equipment mfg.....	334310		2.7	0.8	0.0	0.0	0.1	0.0
Primary products.....		334310-P	2.9	0.8	0.0	0.0	0.0	0.0
Speakers and commercial sound equipment.....		334310-4	2.5	1.4	0.0	0.0	0.0	0.0
Other consumer audio and video equipment.....		334310-5	4.2	0.0	0.0	0.0	0.0	0.0
Secondary products and miscellaneous receipts.....		334310-SM						
Miscellaneous receipts.....		334310-M	3.1	1.2	0.0	0.0	1.8	0.0
Semiconductor and other electronic component mfg.....	3344		-0.8	0.0	0.1	-0.5	-1.2	0.2
Semiconductor and other electronic component mfg.....	33441		-0.8	0.0	0.1	-0.5	-1.2	0.2
Bare printed circuit board mfg.....	334412		7.9	1.2	-0.5	0.0	-0.1	1.7
Primary products.....		334412-P	9.2	1.3	0.0	0.0	0.0	1.9
Bare printed circuit boards.....		334412-0	9.2	1.3	0.0	0.0	0.0	1.9
Secondary products and miscellaneous receipts.....		334412-SM2						
Semiconductors and related device mfg.....	334413		1.8	0.6	-0.3	-0.8	-0.4	0.3
Primary products.....		334413-P	2.0	0.6	-0.3	-0.8	-0.4	0.3
Other semiconductor devices, including parts such as chips, wafers, and heat sinks.....		334413-A	5.2	1.3	0.0	0.0	0.0	0.0
Integrated microcircuits, incl semiconductor networks, microprocessors, & MOS memories.....		334413-1	0.1	0.2	-0.4	-1.3	-0.6	0.4
Secondary products and miscellaneous receipts.....		334413-SM						
Electronic connector mfg.....	334417		5.9	0.1	2.2	-1.1	0.0	0.0
Primary products.....		334417-P	5.5	0.1	2.3	-1.4	0.0	0.0

See footnotes at end of table.

Table 12. Producer price index percentage changes for the net output of selected industries and their products, not seasonally adjusted — Continued
 [June 2023]

Title ¹	Industry code	Product code	Unadjusted 12-month percent change ²	Unadjusted 1-month percent change ²				
				June 2022 to June 2023 ^P	Jan. to Feb.	Feb. to Mar. ^P	Mar. to Apr. ^P	Apr. to May ^P
Electronic connector mfg - Continued								
Electronic connectors, including parts.....		334417-0	5.5	0.1	2.3	-1.4	0.0	0.0
Secondary products and miscellaneous receipts.....		334417-SM						
Secondary products.....		334417-S1	8.6	0.0	0.0	2.6	0.0	0.0
Printed circuit assembly mfg.....								
Primary products.....	334418	334418-P	-16.5	-2.4	-0.1	0.0	-6.0	0.0
Printed circuit assemblies, loaded boards, modules, and consumer external modems.....		334418-9	-16.5	-3.2	0.0	0.0	-6.4	0.1
Secondary products and miscellaneous receipts.....		334418-SM						
Other electronic component mfg.....								
Primary products.....	334419	334419-P	1.5	-0.3	0.5	0.1	0.0	0.0
Other electronic components.....		334419-0	2.3	0.4	0.5	0.1	0.0	0.0
Secondary products and miscellaneous receipts.....		334419-SM						
Secondary products.....		334419-S	3.4	2.6	0.0	0.0	-0.7	0.2
Capacitor, resistor, coil, transformer, and other inductor mfg.....								
Primary products.....	33441K	33441K-P	7.8	1.4	0.5	0.2	0.0	0.0
Capacitors for electronic circuitry.....		33441K-4	4.7	0.4	0.0	0.0	0.0	0.0
Electronic coils, transformers, and other inductors.....		33441K-6	11.2	2.7	1.1	0.4	0.0	0.0
Secondary products and miscellaneous receipts.....		33441K-SM						
Nav/measuring/medical/control instruments mfg.....								
Nav/measuring/medical/control instruments mfg.....	3345		4.2	0.2	0.2	0.2	0.3	0.2
Nav/measuring/medical/control instruments mfg.....	33451		4.2	0.2	0.2	0.2	0.3	0.2
Electromedical apparatus mfg.....								
Primary products.....	334510	334510-P	3.0	0.0	0.0	0.0	0.4	0.0
Electromedical equipment, excluding ionizing radiation equipment.....		334510-2	3.2	0.0	0.0	0.0	0.4	0.0
Secondary products and miscellaneous receipts.....		334510-SM						
Miscellaneous receipts.....		334510-M	4.2	0.0	0.0	0.0	2.6	0.0
Search, detection, and navigation instruments.....								
Primary products.....	334511	334511-P	2.2	0.0	0.0	0.1	0.0	0.4
Aeronautical, nautical & navigational instruments, not sending or receiving radio signals.....		334511-1	3.1	0.0	0.0	0.6	0.0	0.0
Search, detection, navigation, and guidance systems and equipment.....		334511-3	1.8	0.0	0.0	0.0	0.0	0.5
Secondary products and miscellaneous receipts.....		334511-SM						
Secondary products.....		334511-S	-	-	-	-	0.0	-
Automatic environmental control mfg.....								
Primary products.....	334512	334512-P	6.1	0.0	0.0	1.0	1.6	0.2
Automatic environmental controls for monitoring residential, commercial, and appliance use.....		334512-0	6.5	0.1	0.0	1.1	1.8	0.2
Secondary products and miscellaneous receipts.....		334512-SM						
Miscellaneous receipts.....		334512-M	2.9	0.0	0.0	0.0	0.0	0.0
Industrial process variable instruments.....								
Primary products.....	334513	334513-P	7.4	-0.1	0.1	0.3	0.3	0.8
Process control instruments.....		334513-0	7.4	0.0	0.1	0.2	0.3	0.9
Secondary products and miscellaneous receipts.....		334513-SM						
Miscellaneous receipts.....		334513-M	10.8	-1.7	0.0	1.5	0.0	0.0
Totalizing fluid meters and counting devices mfg.....								
Primary products.....	334514	334514-P	10.8	2.3	2.5	1.2	0.2	0.5
Integrating and totalizing fluid meters, counting devices, and motor vehicle instruments.....		334514-0	11.1	2.5	2.7	1.3	0.2	0.6
Secondary products and miscellaneous receipts.....		334514-SM						
Secondary products.....		334514-S	-	0.0	0.0	0.0	0.9	0.1
Electricity and signal testing instruments mfg.....								
Primary products.....	334515	334515-P	4.7	-0.4	0.1	0.5	0.4	-0.1
Test equipment for testing electrical, radio, and communication circuits, and motors.....		334515-4	3.5	-0.4	0.1	0.0	0.4	-0.1
Secondary products and miscellaneous receipts.....		334515-SM						
Secondary products.....		334515-M	4.8	0.0	0.1	0.0	0.6	-0.1
Analytical laboratory instrument mfg.....								
Primary products.....	334516	334516-P	5.9	1.5	0.2	0.2	0.8	0.1
Analytical and scientific instruments, excluding optical.....		334516-0	5.8	1.5	0.2	0.2	0.9	0.1
Secondary products and miscellaneous receipts.....		334516-SM						
Miscellaneous receipts.....		334516-M1	-	0.0	-	-	-	-
Irradiation apparatus mfg.....								
Primary products.....	334517	334517-P	-	0.0	0.0	0.0	0.0	-
Secondary products.....			-	0.0	0.0	0.0	0.0	-

See footnotes at end of table.

Table 12. Producer price index percentage changes for the net output of selected industries and their products, not seasonally adjusted — Continued
[June 2023]

Title ¹	Industry code	Product code	Unadjusted 12-month percent change ²	Unadjusted 1-month percent change ²				
			June 2022 to June 2023 ^P	Jan. to Feb.	Feb. to Mar. ^P	Mar. to Apr. ^P	Apr. to May ^P	May to June ^P
Irradiation apparatus mfg - Continued								
Irradiation (ionizing radiation) equipment.....		334517-0	—	0.0	0.0	0.0	0.0	—
Secondary products and miscellaneous receipts.....		334517-SM						
Other measuring and controlling device mfg.....	334519		8.9	0.1	0.1	-0.2	0.1	0.0
Primary products.....		334519-P	9.6	0.1	0.2	-0.2	0.1	0.0
Physical properties testing & inspection equipment and kinematic testing & measuring equipment.....		334519-4	14.1	0.0	0.0	0.0	0.0	0.0
Nuclear radiation detection and monitoring instruments.....		334519-5	9.1	0.0	0.1	0.0	0.5	0.5
Commercial, geophysical, meteorological, and general-purpose instruments and equipment.....		334519-7	7.8	-0.3	0.6	0.3	0.0	-1.3
Secondary products and miscellaneous receipts.....		334519-SM						
Miscellaneous receipts.....		334519-M	0.8	0.0	0.0	0.0	0.0	0.1
Manufacturing and reproducing magnetic and optical media.....	3346		5.4	0.2	-0.4	0.0	0.1	0.2
Manufacturing and reproducing magnetic and optical media.....	33461		5.4	0.2	-0.4	0.0	0.1	0.2
Manufacturing and reproducing magnetic and optical media.....	334610		5.4	0.2	-0.4	0.0	0.1	0.2
Primary products.....		334610-P	5.6	0.2	-0.4	0.0	0.1	0.2
Electrical equipment and appliance mfg.....	335		5.5	-0.6	0.2	0.4	0.3	0.5
Electric lighting equipment mfg.....	3351		4.8	0.2	1.2	0.0	0.5	0.6
Electric lighting equipment mfg.....	33513		—	0.2	1.2	0.0	0.5	0.5
Residential electric lighting fixture mfg.....	335131		5.0	1.8	-0.3	0.0	0.4	0.0
Primary products.....		335131-P	4.5	1.5	0.0	0.0	0.0	0.0
Residential-type electric lighting fixtures (except portable), including parts and accessories.....		335131-1	1.2	0.3	0.0	0.0	0.0	0.0
Residential-type portable lighting fixtures, including parts and accessories.....		335131-4	9.1	3.6	0.0	0.0	0.0	0.0
Secondary products and miscellaneous receipts.....		335131-SM						
Secondary products.....		335131-S	18.2	5.8	0.0	0.0	2.7	0.2
Nonresidential electric lighting fixture mfg.....	335132		5.1	0.0	0.4	0.0	0.8	0.3
Primary products.....		335132-P	5.4	0.0	0.5	0.0	0.9	0.3
Commercial and institutional-type electric lighting fixtures, including parts and accessories.....		335132-1	4.6	0.0	0.3	0.0	1.1	0.4
Industrial-type electric lighting fixtures, including parts and accessories.....		335132-5	8.0	0.0	1.2	0.0	0.0	0.0
Secondary products and miscellaneous receipts.....		335132-SM						
Secondary products.....		335132-S	1.1	0.0	0.0	0.6	0.0	0.0
Other lighting equipment, including lamps and bulbs mfg.....	335139		4.8	0.0	2.5	0.0	0.0	1.0
Primary products.....		335139-P	—	0.0	2.6	0.0	0.0	1.1
Electric lamp bulb, tubes, and components.....		335139-1	6.7	0.0	0.1	0.0	0.0	4.6
Outdoor lighting equipment (including parts and accessories).....		335139-2	1.0	0.0	0.0	0.0	0.0	0.0
Secondary products and miscellaneous receipts.....		335139-SM						
Secondary products.....		335139-S	—	0.1	0.2	0.0	0.5	—
Household appliance mfg.....	3352		2.2	0.2	-0.3	0.5	1.4	-0.3
Small electrical appliance mfg.....	33521		2.2	0.9	-0.1	0.2	0.5	-0.8
Small electrical appliance mfg.....	335210		2.2	0.9	-0.1	0.2	0.5	-0.8
Primary products.....		335210-P	2.1	0.9	-0.1	0.2	0.5	-0.8
Parts and attachments for small electric household appliances, including fan parts.....		335210-5	3.3	0.0	0.0	0.0	0.0	0.0
Household vacuum cleaners and other floor care machines (including parts and attachments).....		335210-6	9.5	4.2	-0.3	0.9	0.0	0.0
Other small electric household appliances, including fans.....		335210-7	—	0.0	0.0	0.0	0.6	-1.1
Secondary products and miscellaneous receipts.....		335210-SM						
Secondary products.....		335210-S	7.7	0.1	0.1	0.1	-0.1	0.5
Major household appliance mfg.....	33522		2.2	0.1	-0.3	0.6	1.6	-0.2
Major household appliance mfg.....	335220		2.2	0.1	-0.3	0.6	1.6	-0.2
Primary products.....		335220-P	1.8	0.1	-0.3	0.2	1.7	-0.2
Household cooking appliances.....		335220-1	3.5	1.1	-0.9	0.3	2.8	-0.7
Electric household ranges, ovens (including microwave), surface cooking units, and equipment.....		335220-11	-0.2	0.4	0.6	2.7	0.4	-3.4
Gas household ranges, ovens, surface cooking units, and equipment (incl. parts and accessories).....		335220-13	4.2	2.4	-1.5	-2.1	3.7	0.3
Other household ranges and cooking equipment, including outdoor equipment.....		335220-15	13.0	0.2	-2.5	0.0	6.3	2.7
Household refrigerators and home freezers.....		335220-2	3.0	0.0	-0.2	-0.1	1.0	-0.6
Household refrigerators, including combination refrigerator-freezers.....		335220-21	3.4	0.1	-0.2	0.2	0.7	-0.6
Other major household appliances.....		335220-8	0.5	-1.0	0.2	0.3	1.0	0.7

See footnotes at end of table.

Table 12. Producer price index percentage changes for the net output of selected industries and their products, not seasonally adjusted — Continued
 [June 2023]

Title ¹	Industry code	Product code	Unadjusted 12-month percent change ²	Unadjusted 1-month percent change ²				
			June 2022 to June 2023 ^P	Jan. to Feb.	Feb. to Mar. ^P	Mar. to Apr. ^P	Apr. to May ^P	May to June ^P
Major household appliance mfg - Continued								
Household water heaters, electric, for permanent installation.....		335220-81	0.1	0.1	0.0	0.0	0.0	0.0
Household water heaters, excluding electric.....		335220-83	0.3	0.3	0.0	0.0	0.0	0.0
Secondary products and miscellaneous receipts.....		335220-SM						
Miscellaneous receipts.....		335220-M	3.3	0.0	0.0	0.0	0.0	0.0
Electrical equipment mfg.....	3353		7.0	0.4	0.2	0.5	0.1	0.9
Electrical equipment mfg.....	33531		7.0	0.4	0.2	0.5	0.1	0.9
Electric power and specialty transformer mfg.....	335311		2.8	0.2	0.6	0.3	0.3	0.8
Primary products.....		335311-P	2.4	0.2	0.6	0.3	0.3	0.8
Power and distribution transformers, except parts.....		335311-1	-	0.2	-	-	-	-
Secondary products and miscellaneous receipts.....		335311-SM						
Motor and generator mfg.....	335312		6.7	1.2	0.0	0.5	0.0	0.0
Primary products.....		335312-P	6.9	1.4	0.0	0.5	0.0	0.0
Parts, supplies for motors, generators, generator sets, and other rotating equipment.....		335312-C	18.0	4.3	0.0	0.0	0.0	0.0
Other motors and generators n.e.c.....		335312-F	7.8	1.5	0.0	1.2	0.0	0.0
Fractional horsepower motors (rated at less than 746 watts) (except hermetics) ...		335312-1	4.3	0.7	0.0	0.0	0.3	0.3
Integral horsepower motors & generators other than for land transport equipment (exc hermetics).....		335312-3	2.8	0.0	0.0	0.0	0.0	0.0
Secondary products and miscellaneous receipts.....		335312-SM						
Miscellaneous receipts.....		335312-M	7.1	0.0	0.0	0.0	0.0	0.0
Secondary products.....		335312-S	6.2	0.0	0.0	0.0	0.0	0.0
Switchgear and switchboard apparatus mfg.....	335313		9.3	0.1	0.2	1.0	0.2	1.3
Primary products.....		335313-P	10.1	0.1	0.2	1.1	0.2	1.4
Switchgear, excluding ducts and relays.....		335313-A	11.5	0.2	0.1	0.4	0.4	2.4
Low voltage panelboards and distribution boards, 1000 volts or less.....		335313-3	15.0	0.0	0.6	2.6	0.0	0.0
Secondary products and miscellaneous receipts.....		335313-SM						
Relay and industrial control mfg.....	335314		7.9	0.3	0.1	0.0	0.0	1.4
Primary products.....		335314-P	7.8	0.1	0.0	0.0	0.0	1.5
Specific-purpose industrial controls.....		335314-C	6.5	0.3	0.2	0.0	0.0	1.0
General-purpose industrial controls.....		335314-F	8.9	0.1	0.0	0.0	0.0	2.4
Relays for electronic circuitry, industrial control overload and switchgear type.....		335314-1	-	0.0	0.0	0.0	0.0	-
Parts for industrial controls and motor-control accessories.....		335314-7	4.2	0.0	0.0	0.0	0.0	0.4
Secondary products and miscellaneous receipts.....		335314-SM						
Miscellaneous receipts.....		335314-M	6.4	1.4	0.0	0.0	0.0	0.0
Other electrical equipment & component mfg.....	3359		5.6	-1.8	0.1	0.3	-0.2	0.4
Storage battery mfg.....	33591		4.3	0.0	0.0	0.7	-0.1	0.3
Battery mfg.....	335910		2.1	0.0	0.0	0.7	-0.1	0.3
Primary products.....		335910-P	2.1	0.0	0.0	0.7	-0.1	0.3
Storage batteries.....		335910-1	2.3	0.0	-0.1	1.0	0.0	0.1
Storage batteries, lead acid type, BCI dimensional size group 8D or smaller ...		335910-11	2.4	-0.1	-0.1	1.5	0.0	0.0
Storage batteries, lead acid type, larger than BCI dimensional size group 8D. ...		335910-12	2.2	0.0	0.0	0.0	0.0	0.8
Primary batteries.....		335910-2	7.3	-0.1	0.1	-0.1	-0.3	0.8
Secondary products and miscellaneous receipts.....		335910-SM						
Secondary products.....		335910-S	10.3	0.0	0.0	0.0	0.0	0.0
Communication & energy wire & cable mfg.....	33592		-1.8	-6.4	-0.6	0.6	-0.7	-0.2
Fiber optic cable mfg.....	335921		13.5	0.0	0.0	0.9	0.3	0.0
Primary products.....		335921-P	14.1	0.0	0.0	0.9	0.3	0.0
Fiber optic cable, made from purchased fiber optic strand.....		335921-0	14.1	0.0	0.0	0.9	0.3	0.0
Secondary products and miscellaneous receipts.....		335921-SM						
Other communication and energy wire mfg.....	335929		-4.9	-7.9	-0.7	0.5	-1.0	-0.2
Primary products.....		335929-P	-5.5	-8.4	-0.7	0.5	-1.0	-0.3
Electronic wire and cable, made of nonferrous metals (purchased wire).....		335929-A	1.3	1.6	-0.2	0.1	-0.2	-1.5
Other insulated wire & cable, incl control & signal, made of nonferrous metals (purchased wire).....		335929-F	3.2	1.0	0.9	0.0	1.1	-0.4
Power wire and cable, made from nonferrous metals (purchased wire).....		335929-1	18.8	2.4	-0.2	0.6	-0.2	1.0
Secondary products and miscellaneous receipts.....		335929-SM						
Wiring device mfg.....	33593		12.4	0.4	0.5	0.2	0.0	0.8
Current-carrying wiring device mfg.....	335931		25.6	0.3	1.1	0.4	0.0	1.6
Primary products.....		335931-P	26.4	0.5	1.0	0.4	0.0	1.6
Current-carrying wiring devices n.e.c.....		335931-A	52.1	0.4	0.6	0.5	-0.1	3.5

See footnotes at end of table.

Table 12. Producer price index percentage changes for the net output of selected industries and their products, not seasonally adjusted — Continued
 [June 2023]

Title ¹	Industry code	Product code	Unadjusted 12-month percent change ²	Unadjusted 1-month percent change ²				
				June 2022 to June 2023 ^P	Jan. to Feb.	Feb. to Mar. ^P	Mar. to Apr. ^P	Apr. to May ^P
Current-carrying wiring device mfg - Continued								
Current-carrying switches for electrical circuitry (including vehicular switches)		335931-1	6.5	0.2	3.0	0.6	0.0	0.0
Current-carrying wire connectors for electrical circuitry		335931-9	0.4	1.0	-0.5	-0.4	0.2	-1.7
Secondary products and miscellaneous receipts		335931-SM						
Secondary products		335931-S	7.5	-1.0	3.5	0.0	-0.1	0.3
Noncurrent-carrying wiring device mfg.	335932		1.6	0.5	0.0	0.0	0.0	0.0
Primary products		335932-P	1.7	0.5	0.0	0.0	0.0	0.0
Noncurrent-carrying electrical conduit and conduit fittings, incl. plastic conduit & fittings		335932-4	-2.4	0.8	0.0	0.0	0.0	0.0
Other noncurrent-carrying wiring devices and supplies (boxes, covers, bar hangers, etc.)		335932-6	-	0.5	-0.2	0.2	-0.2	0.1
Secondary products and miscellaneous receipts		335932-SM						
All other electrical equipment & component mfg.	33599		5.2	-1.3	0.1	-0.1	-0.1	0.5
Carbon and graphite product mfg.	335991		19.7	0.2	0.5	-0.4	0.2	0.0
Primary products		335991-P	21.2	0.2	0.5	-0.4	0.2	0.0
Carbon and graphite products, including electrodes for electric arc furnaces		335991-0	21.2	0.2	0.5	-0.4	0.2	0.0
Secondary products and miscellaneous receipts		335991-SM						
Miscellaneous receipts		335991-M	2.2	2.2	0.0	0.0	0.0	0.0
Miscellaneous electrical equipment mfg.	335999		1.2	-1.7	0.0	0.0	-0.2	0.7
Primary products		335999-P	1.1	-2.1	0.0	0.0	-0.3	0.7
Rectifying apparatus		335999-3	6.4	0.0	0.0	2.0	0.0	0.0
All miscellaneous electrical equipment except rectifying apparatus		335999-4	0.5	-2.3	0.0	-0.3	-0.3	0.7
Secondary products and miscellaneous receipts		335999-SM						
Transportation equipment manufacturing	336		2.9	0.2	0.2	0.1	0.2	0.1
Motor vehicle manufacturing	3361		1.9	0.0	-0.2	-0.2	0.0	-0.1
Automobile and light truck manufacturing	33611		2.0	0.0	-0.2	-0.2	-0.1	-0.1
Automobile, light truck and utility vehicle mfg.	336110		2.0	0.0	-0.2	-0.2	-0.1	-0.1
Primary products		336110-P	2.0	0.0	-0.2	-0.2	-0.1	-0.1
Passenger cars and chassis		336110-1	-1.7	0.0	-0.7	-0.7	-0.1	-1.0
Trucks, truck tractors, & bus chassis 14,000 lb or less, incl. minivans & suvs.		336110-2	3.9	0.0	-0.1	-0.1	-0.1	0.1
Secondary products and miscellaneous receipts		336110-SM						
Heavy duty truck manufacturing	33612		1.8	0.6	0.0	0.1	0.1	0.3
Heavy duty truck mfg.	336120		1.8	0.6	0.0	0.1	0.1	0.3
Primary products		336120-P	1.6	0.6	0.0	0.1	0.1	0.3
Trucks, truck tractors, and bus chassis (chassis of own manufacture) 14,001 to 33,000 lbs.		336120-1	3.7	0.5	0.0	0.0	0.6	1.5
Buses, including military and firefighting vehicles (chassis of own manufacture)		336120-3	2.9	1.4	0.0	0.2	0.0	0.0
Secondary products and miscellaneous receipts		336120-SM						
Motor vehicle body and trailer manufacturing	3362		2.1	0.1	0.1	0.2	0.0	0.1
Motor vehicle body and trailer manufacturing	33621		2.1	0.1	0.1	0.2	0.0	0.1
Motor vehicle body mfg.	336211		6.3	0.7	0.5	0.5	0.1	0.5
Primary products		336211-P	6.5	0.8	0.4	0.6	0.1	0.4
Other truck and vehicle bodies, sold separately		336211-5	5.7	0.1	0.5	-0.1	0.0	0.4
Dump truck bodies, for sale separately		336211-5A	-8.2	-1.3	-3.4	0.0	0.0	0.0
All other truck and vehicle bodies, sold separately		336211-5B	8.3	0.5	1.7	-0.1	0.0	0.0
Buses and firefighting vehicles, complete, produced on purchased chassis		336211-7	1.7	0.1	0.1	0.0	0.1	0.1
Other trucks and vehicles, complete, produced on purchased chassis		336211-9	7.8	0.0	0.1	0.0	0.5	0.6
Other trucks and vehicles, complete, produced on purchased chassis, except upfitting trucks		336211-91	10.7	0.1	0.3	0.1	1.3	1.1
Secondary products and miscellaneous receipts		336211-SM						
Secondary products		336211-S	8.3	0.1	2.0	0.0	0.1	2.0
Truck trailer mfg.	336212		-0.5	-0.6	0.0	0.5	-0.2	0.0
Primary products		336212-P	-0.5	-0.6	0.0	0.5	-0.2	0.0
Truck trailers and chassis, axle rating 10,000 lbs or more		336212-1	-0.6	-0.6	0.0	0.5	-0.2	0.0
Truck trailers and chassis, axle rating less than 10,000 lbs.		336212-3	1.4	-0.3	0.2	0.3	-0.2	0.0
Secondary products and miscellaneous receipts		336212-SM						
Secondary products		336212-S1	5.1	0.0	0.1	0.0	0.0	0.1
Motor home mfg.	336213		1.1	0.5	0.0	0.0	0.0	0.0
Primary products		336213-P	0.9	0.5	0.0	0.0	0.0	0.0
Motor homes built on purchased chassis		336213-0	0.9	0.5	0.0	0.0	0.0	0.0
Secondary products and miscellaneous receipts		336213-SM1						

See footnotes at end of table.

Table 12. Producer price index percentage changes for the net output of selected industries and their products, not seasonally adjusted — Continued
 [June 2023]

Title ¹	Industry code	Product code	Unadjusted 12-month percent change ²	Unadjusted 1-month percent change ²				
			June 2022 to June 2023 ^P	Jan. to Feb.	Feb. to Mar. ^P	Mar. to Apr. ^P	Apr. to May ^P	May to June ^P
Travel trailer and camper mfg.	336214		1.2	-0.1	-0.1	-0.2	0.0	0.0
Primary products.		336214-P	1.1	-0.1	-0.1	-0.1	0.0	0.0
Travel trailers.		336214-1	2.2	0.0	0.0	0.0	0.0	0.0
Conventional travel trailers.		336214-19	4.0	0.0	0.1	0.0	0.0	0.0
Fifth wheel travel trailers.		336214-1A	—	—	—	—	—	—
Automobile and light truck trailers.		336214-3	-2.9	-0.3	-0.7	-0.8	0.0	0.0
Camping trailers, campers, pick-up covers, and parts.		336214-5	1.8	0.0	0.1	0.0	0.0	0.0
Other parts and components, excluding appliances and furnishings.		336214-53	2.1	0.0	0.0	0.0	0.0	0.0
Truck campers, caps, box covers, and fold-down camping trailers.		336214-56	—	0.0	0.2	0.0	0.0	0.0
Secondary products and miscellaneous receipts.		336214-SM						
Secondary products.		336214-S	10.2	-0.1	0.0	0.0	1.9	0.0
Motor vehicle parts manufacturing.	3363		2.5	-0.1	0.1	0.2	0.1	0.1
Motor vehicle gasoline engine and parts mfg.	33631		1.5	0.0	0.0	0.2	0.2	-0.2
Motor vehicle gasoline engine and engine parts mfg.	336310		1.5	0.0	0.0	0.2	0.2	-0.2
Primary products.		336310-P	0.8	0.0	0.0	0.2	0.2	-0.2
Gasoline engines and engine parts (excluding carburetors).		336310-2	0.5	-0.1	0.0	0.2	0.2	-0.2
Carburetors, pistons, piston rings, and valves.		336310-3	4.5	1.5	0.0	0.5	0.0	0.0
Secondary products and miscellaneous receipts.		336310-SM						
Miscellaneous receipts.		336310-M1	12.3	0.7	0.0	0.0	0.0	0.0
Secondary products.		336310-S	3.0	0.0	-0.3	-0.1	0.0	0.2
Motor vehicle electric equipment.	33632		4.3	0.5	0.0	0.4	0.2	-0.1
Motor vehicle electrical and electronic equipment mfg.	336320		4.3	0.5	0.0	0.4	0.2	-0.1
Primary products.		336320-P	4.5	0.5	0.0	0.4	0.2	-0.1
Vehicular lighting equipment.		336320-1	4.8	0.3	0.3	0.0	0.1	-0.2
Other motor vehicle electrical and electronic equipment.		336320-2	4.5	0.6	-0.1	0.5	0.2	-0.1
Battery charging alternators, generators, and regulators.		336320-23	0.1	0.1	0.3	0.5	0.3	0.0
Parts for engine electrical and electronic equipment.		336320-2A	-0.4	0.0	0.0	1.3	0.0	0.0
All other miscellaneous non-engine electrical and electronic equipment.		336320-2D	5.1	0.9	0.0	0.2	0.0	-0.1
All other miscellaneous complete engine electrical equipment, including spark plugs.		336320-2U	7.4	0.5	-1.1	1.5	0.5	-0.1
Secondary products and miscellaneous receipts.		336320-SM						
Miscellaneous receipts.		336320-M	0.4	0.1	0.2	1.2	0.0	0.0
Secondary products.		336320-S	5.2	0.0	0.4	-0.1	-0.1	0.5
Motor vehicle steering and suspension parts.	33633		-3.0	0.0	1.0	0.1	-0.5	0.2
Motor vehicle steering and suspension components (except spring) manufacturing.	336330		-3.0	0.0	1.0	0.1	-0.5	0.2
Primary products.		336330-P	-3.2	0.0	1.1	0.0	-0.5	0.2
Motor vehicle steering and suspension components (excluding spring), new and rebuilt.		336330-0	-3.2	0.0	1.1	0.0	-0.5	0.2
Secondary and miscellaneous receipts.		336330-SM						
Motor vehicle brake system manufacturing.	33634		7.3	-0.2	0.6	2.6	0.0	0.0
Motor vehicle brake system mfg.	336340		7.3	-0.2	0.6	2.6	0.0	0.0
Primary products.		336340-P	7.6	-0.2	0.5	2.8	0.0	0.0
Motor vehicle brake parts and assemblies, new.		336340-1	7.0	-0.3	0.6	3.1	0.0	0.0
Motor vehicle drum brake assemblies and parts, new.		336340-1E	7.4	-0.8	1.7	2.0	0.0	0.0
Motor vehicle disc brake assemblies and parts, new.		336340-1F	-0.9	0.0	0.0	9.0	0.0	0.0
Other motor vehicle brake parts and assemblies, new.		336340-1G	17.5	-0.1	0.1	0.1	0.0	0.0
Secondary products and miscellaneous receipts.		336340-SM						
Motor vehicle power train components mfg.	33635		4.5	0.0	0.4	-0.1	0.2	0.0
Motor vehicle transmission and power train parts manufacturing.	336350		4.5	0.0	0.4	-0.1	0.2	0.0
Primary products.		336350-P	4.4	0.0	0.4	-0.1	0.2	0.0
Motor vehicle drive train components, excluding wheels and brakes, new.		336350-2	4.4	0.0	0.4	-0.1	0.3	0.0
Motor vehicle transmissions (except auxiliary and parts), new.		336350-20	5.2	0.4	0.0	0.0	0.0	0.0
Parts for manual and automatic transmissions, new.		336350-23	15.3	-0.4	-0.2	-0.6	1.0	-0.3
Other motor vehicle drive train components, except wheels and brakes, new.		336350-25	-0.4	-0.2	1.6	0.2	0.0	0.1
Motor vehicle drive train components, rebuilt.		336350-3	5.1	0.0	0.0	0.0	0.0	0.0
Secondary products and miscellaneous receipts.		336350-SM						
Secondary products.		336350-S	1.5	-0.3	1.0	0.0	0.0	-0.5
Motor vehicle seating and interior trim mfg.	33636		1.2	-0.6	0.1	0.0	0.1	-0.6
Motor vehicle seating and interior trim mfg.	336360		1.2	-0.6	0.1	0.0	0.1	-0.6
Primary products.		336360-P	0.3	-0.3	0.0	0.0	0.1	-1.0
Automobile trimmings.		336360-1	2.3	-0.9	0.0	0.0	-0.2	-0.3

See footnotes at end of table.

Table 12. Producer price index percentage changes for the net output of selected industries and their products, not seasonally adjusted — Continued
[June 2023]

Title ¹	Industry code	Product code	Unadjusted 12-month percent change ²	Unadjusted 1-month percent change ²					
			June 2022 to June 2023 ^P	Jan. to Feb.	Feb. to Mar. ^P	Mar. to Apr. ^P	Apr. to May ^P	May to June ^P	
Motor vehicle seating and interior trim mfg - Continued									
Seats for public conveyance and aircraft.....		336360-3	1.1	0.2	0.1	0.0	0.5	-1.1	
Secondary products and miscellaneous receipts.....		336360-SM							
Secondary products.....		336360-S	1.4	-4.0	0.6	-0.1	-0.4	1.0	
Motor vehicle metal stamping.....	33637		3.7	-0.4	-1.1	0.3	0.0	0.8	
Motor vehicle metal stamping.....	336370		3.7	-0.4	-1.1	0.3	0.0	0.8	
Primary products.....		336370-P	3.7	-0.4	-1.2	0.2	0.0	0.9	
Automotive job stampings (truck, bus, and passenger car).....		336370-0	3.7	-0.4	-1.2	0.2	0.0	0.9	
Secondary products and miscellaneous receipts.....		336370-SM							
Secondary products.....		336370-S	0.7	0.0	0.1	0.9	-0.1	0.1	
Other motor vehicle parts manufacturing.....	33639		1.8	-0.3	0.3	0.1	0.1	0.3	
Other motor vehicle parts mfg.....	336390		1.8	-0.3	0.3	0.1	0.1	0.3	
Primary products.....		336390-P	1.5	-0.3	0.4	0.1	0.1	0.3	
Filters, new, internal combustion engines and motor vehicles.....		336390-A	6.4	0.0	0.0	1.0	0.5	0.0	
Motor vehicle air-conditioning systems and compressors.....		336390-B	-4.5	-0.7	0.0	-0.2	0.3	0.0	
All other motor vehicle parts and accessories, including trailer hitches.....		336390-8	5.8	0.2	0.7	0.2	0.1	0.6	
Secondary products and miscellaneous receipts.....		336390-SM							
Miscellaneous receipts.....		336390-M	-	-1.0	0.0	1.6	-	-	
Secondary products.....		336390-S	-	0.0	0.3	0.1	0.0	-	
Aerospace product and parts manufacturing.....	3364		4.4	0.6	0.5	0.4	0.4	0.3	
Aerospace product and parts manufacturing.....	33641		4.4	0.6	0.5	0.4	0.4	0.3	
Aircraft mfg.....	336411		4.4	0.5	0.5	0.5	0.5	0.3	
Primary products.....		336411-P	4.5	0.5	0.5	0.5	0.6	0.3	
Civilian aircraft.....		336411-3	6.7	0.7	0.8	0.7	0.8	0.5	
Military aircraft.....		336411-4	-0.6	0.0	0.0	0.0	0.0	0.0	
Secondary products and miscellaneous receipts.....		336411-SM							
Secondary products.....		336411-S	-	0.0	0.5	0.3	0.0	0.0	
Aircraft engine and engine parts mfg.....	336412		2.8	0.3	0.1	0.3	0.1	0.0	
Primary products.....		336412-P	3.4	0.5	0.0	0.3	0.1	0.1	
Aeronautical services on aircraft engines.....		336412-5	7.1	0.0	0.0	0.6	0.0	0.0	
Aircraft engine parts and accessories.....		336412-7	3.1	0.9	0.1	0.3	0.1	0.1	
Parts and accessories for military aircraft engines.....		336412-75	2.0	0.5	0.2	0.0	0.3	0.3	
Parts and accessories for civilian aircraft engines.....		336412-77	3.5	1.1	0.0	0.5	0.1	0.0	
Secondary products and miscellaneous receipts.....		336412-SM							
Secondary products.....		336412-S	3.0	0.0	1.5	0.0	0.0	0.2	
Other aircraft parts and equipment mfg.....	336413		5.9	2.3	1.0	0.1	0.0	0.0	
Primary products.....		336413-P	5.7	2.3	1.0	0.1	0.0	0.0	
Aircraft propellers and helicopter rotors.....		336413-1	5.0	0.0	0.0	0.0	0.0	0.1	
Aircraft parts and auxiliary equipment.....		336413-7	5.8	2.5	1.1	0.1	0.0	0.0	
Aircraft landing gear for civilian and military aircraft.....		336413-72	14.1	0.0	0.0	0.0	0.0	0.0	
Other aircraft subassemblies and parts for military aircraft.....		336413-73	0.7	0.0	0.2	0.4	0.0	0.0	
Other aircraft subassemblies and parts for civilian aircraft.....		336413-74	7.7	3.3	1.3	0.1	0.0	0.0	
Secondary products and miscellaneous receipts.....		336413-SM							
Secondary products.....		336413-S	13.5	3.0	3.6	0.0	0.1	0.0	
Railroad rolling stock manufacturing.....	3365		1.3	0.2	0.3	0.0	0.0	0.0	
Railroad rolling stock manufacturing.....	33651		1.3	0.2	0.3	0.0	0.0	0.0	
Railroad rolling stock mfg.....	336510		1.3	0.2	0.3	0.0	0.0	0.0	
Primary products.....		336510-P	1.5	0.2	0.3	0.0	0.0	0.0	
Street, subway, trolley, and rapid transit cars, and railway maintenance equipment and parts.....		336510-5	5.2	0.5	0.6	0.1	0.0	0.0	
Railway maintenance of way equipment & parts, parts for all railcars, & other railway vehicles.....		336510-54	6.0	0.6	0.8	0.1	0.0	0.0	
Air brake and other brake equipment.....		336510-541	1.3	1.5	0.0	0.4	0.0	0.0	
Secondary products and miscellaneous receipts.....		336510-SM							
Miscellaneous receipts.....		336510-M	4.5	0.0	0.0	0.0	3.8	0.0	
Secondary products.....		336510-S1	2.5	0.0	0.0	0.0	0.0	0.1	
Ship and boat building.....	3366		4.7	0.2	0.3	0.1	0.7	0.2	
Ship and boat building.....	33661		4.7	0.2	0.3	0.1	0.7	0.2	
Ship building and repairing.....	336611		4.1	0.2	0.4	0.1	1.0	0.0	
Primary products.....		336611-P	3.4	0.2	0.4	0.1	1.0	0.0	

See footnotes at end of table.

Table 12. Producer price index percentage changes for the net output of selected industries and their products, not seasonally adjusted — Continued
 [June 2023]

Title ¹	Industry code	Product code	Unadjusted 12-month percent change ²	Unadjusted 1-month percent change ²				
			June 2022 to June 2023 ^P	Jan. to Feb.	Feb. to Mar. ^P	Mar. to Apr. ^P	Apr. to May ^P	May to June ^P
Ship building and repairing - Continued								
Ship repair, nonmilitary.....		336611-A	19.6	2.7	0.1	0.3	2.6	0.0
Military self-propelled ships, new construction.....		336611-5	-0.7	-0.6	0.0	0.1	0.0	0.0
Ship repair, military.....		336611-8	2.3	0.5	0.0	0.0	0.5	0.0
Nonmilitary self-propelled ships, new construction.....		336611-9	1.5	0.0	1.3	0.0	0.0	0.0
Secondary products and miscellaneous receipts.....		336611-SM2						
Boat building.....	336612		6.5	0.2	0.1	0.1	0.1	0.5
Primary products.....		336612-P	6.2	0.2	0.1	0.1	0.1	0.5
Outboard motorboats, including commercial and military (except sailboats and lifeboats).....		336612-1	8.2	0.2	0.1	0.1	0.0	0.5
Outboard motorboats, wood or metal, incl. comm. and military (exc. sailboats and lifeboats).....		336612-11	8.0	0.2	0.2	0.4	0.1	0.4
Outboard motorboats, plastics/fiberglass, incl. comm. and mil. (exc. sailboats and lifeboats).....		336612-14	8.4	0.2	0.1	0.0	0.0	0.6
Inboard motorboats, including commercial and military (except sailboats and lifeboats).....		336612-3	5.7	1.0	0.3	0.1	0.0	0.5
Inboard cabin cruisers, including commercial and military (except sailboats and lifeboats).....		336612-31	7.3	0.7	0.5	0.2	0.0	0.8
Other inboard motorboats, including commercial and military (except sailboats and lifeboats).....		336612-32	2.8	1.6	0.0	0.0	0.0	0.0
Inboard-outdrive boats, including commercial and military (except sailboats and lifeboats).....		336612-5	1.7	0.3	0.0	0.0	0.6	0.8
All other inboard-outdrive boats, incl. comm. and military (except sailboats and lifeboats).....		336612-52	1.6	0.3	0.0	0.0	0.6	0.8
All other boats (excluding military and commercial).....		336612-8	10.1	0.0	0.0	0.0	0.5	0.2
Secondary products and miscellaneous receipts.....		336612-SM						
Miscellaneous receipts.....		336612-M	10.0	0.0	0.0	0.0	0.7	0.9
Other transportation equipment manufacturing.....	3369		3.4	0.0	0.4	-0.2	0.0	0.1
Other transportation equipment manufacturing.....	33699		3.4	0.0	0.4	-0.2	0.0	0.1
Motorcycle, bicycle, and parts mfg.....	336991		3.6	0.0	1.0	-0.5	0.1	0.4
Primary products.....		336991-P	3.6	0.0	1.0	-0.6	0.1	0.4
Motorcycles, including three-wheel motorbikes, motorscooters, mopeds, and parts.....		336991-3	5.5	0.0	2.3	0.0	0.0	0.4
Bicycles, including parts (excluding children's 2-wheel sidewalk cycles).....		336991-4	-5.6	0.2	-5.4	-3.8	0.8	0.0
Cycles, all types, tubular construction.....		336991-42	-7.1	0.3	-9.7	0.1	0.5	0.0
Parts for bicycles, unicycles, and adult tricycles.....		336991-45	-4.3	0.0	-1.4	-7.1	1.0	0.0
Secondary products and miscellaneous receipts.....		336991-SM						
Secondary products.....		336991-S	-	0.0	4.3	-	-	-
All other transportation equipment mfg.....	336999		3.3	0.0	-0.1	0.1	0.0	-0.1
Primary products.....		336999-P	3.3	0.0	-0.1	0.0	0.0	-0.1
All-terrain vehicles and parts.....		336999-4	6.0	0.0	0.0	0.0	-0.1	-0.5
All other miscellaneous transportation equipment.....		336999-6	4.0	0.0	-0.1	0.1	0.0	0.0
Secondary products and miscellaneous receipts.....		336999-SM						
Secondary products.....		336999-S	3.2	0.0	0.0	0.7	0.0	0.1
Furniture & related product mfg.....	337		4.2	0.3	0.2	-0.2	0.2	-0.1
HH & institutional furniture & kitchen cabinet mfg.....	3371		4.3	0.0	0.1	0.0	0.2	0.2
Wood kitchen cabinet & countertop mfg.....	33711		3.0	0.0	0.0	0.5	0.4	-0.2
Wood kitchen cabinet and countertop mfg.....	337110		3.0	0.0	0.0	0.5	0.4	-0.2
Primary products.....		337110-P	2.8	0.0	0.0	0.4	0.4	-0.2
Custom wood kitchen cabinets, bathroom vanities, and related cabinet sold directly to customers.....		337110-H	1.8	0.0	0.0	1.0	0.0	0.0
Stock wood kitchen cabinets and related cabinetwork for permanent installation.....		337110-1	1.8	0.0	0.0	0.4	0.9	-0.5
Secondary products and miscellaneous receipts.....		337110-SM						
Household & institutional furniture mfg.....	33712		4.9	0.0	0.2	-0.2	0.1	0.4
Upholstered household furniture mfg.....	337121		4.7	-0.6	0.2	0.0	0.1	0.1
Primary products.....		337121-P	5.9	-0.6	0.2	0.0	0.1	0.0
Upholstered household furniture, excl. dual-purpose sleep furniture.....		337121-1	5.6	-0.7	0.2	0.0	0.1	0.1
Upholstered household sofas, davenports, settees, and loveseats, except custom.....		337121-11	4.8	-1.1	0.2	-0.1	0.0	0.0
Upholstered household sectional sofa pieces, except custom.....		337121-12	5.8	-0.2	0.1	0.0	0.0	0.0
Upholstered household rocking chairs, including swivel rockers, except custom.....		337121-13	-1.1	-4.9	1.8	0.0	0.7	0.0
Other upholstered household furniture, including custom sold at retail.....		337121-15	2.6	0.3	0.0	0.1	0.3	0.4
Dual-purpose sleep furniture incl. futon, conv. sofa, jackknife & chair beds, except custom.....		337121-4	10.5	-0.1	0.2	0.0	0.0	0.0

See footnotes at end of table.

Table 12. Producer price index percentage changes for the net output of selected industries and their products, not seasonally adjusted — Continued
[June 2023]

Title ¹	Industry code	Product code	Unadjusted 12-month percent change ²	Unadjusted 1-month percent change ²				
			June 2022 to June 2023 ^P	Jan. to Feb.	Feb. to Mar. ^P	Mar. to Apr. ^P	Apr. to May ^P	May to June ^P
Upholstered household furniture mfg - Continued								
Secondary products and miscellaneous receipts.....		337121-SM						
Miscellaneous receipts.....		337121-M	0.0	0.0	0.0	0.0	0.0	0.0
Nonupholstered wood household furniture mfg.....	337122		4.2	0.9	0.4	-1.6	-0.1	2.9
Primary products.....		337122-P	4.6	0.9	0.6	-2.3	-0.1	3.7
Wood dining room, kitchen, outdoor, and ready-to-assemble furniture, excl. cabinets and custom.....		337122-G	-	-0.2	1.7	-2.6	0.0	5.3
Wood household den, family room, library, and living room furniture, except custom.....		337122-1	2.8	0.7	0.0	-0.9	0.0	1.8
Wood bedroom furniture, including infants' and children's, except custom.....		337122-8	1.6	0.4	0.0	0.6	-0.2	0.4
Secondary products and miscellaneous receipts.....		337122-SM						
Secondary products.....		337122-S	14.6	1.7	0.0	1.4	0.0	0.1
Household furniture (except wood and upholstered) mfg.....	337126		8.7	0.6	0.0	-0.2	0.1	-0.5
Primary products.....		337126-P	4.5	0.4	0.1	-0.2	0.0	-0.4
Metal dining room and kitchen furniture, incl. padded and plain chairs and stools..		337126-1	-0.6	-0.3	1.2	-3.6	0.0	1.7
Metal outdoor and casual furniture, incl. beach, lawn, garden and porch.....		337126-3	6.8	0.0	0.0	0.0	0.0	-1.9
Nonupholstered household furniture (except wood and metal).....		337126-6	-	0.0	0.0	0.0	-	-
Secondary products and miscellaneous receipts.....		337126-SM						
Secondary products.....		337126-S	4.5	1.8	-0.8	0.1	1.1	-0.9
Institutional furniture mfg.....	337127		5.3	0.5	0.1	0.2	0.2	0.1
Primary products.....		337127-P	5.6	0.6	0.1	0.2	0.2	0.1
Other institutional furniture.....		337127-B	7.4	0.2	0.3	1.0	0.1	0.3
School furniture (except stone and concrete), excl. library furniture.....		337127-1	9.0	1.1	0.0	0.4	0.0	0.0
Public building and related furniture, excl. bar, bowling, cafeteria, restaurant and school.....		337127-5	4.3	0.8	0.0	-0.1	0.3	0.0
Public furniture (bar, bowling center, cafeteria, and restaurant).....		337127-8	0.7	0.0	0.0	-1.3	0.1	0.0
Secondary products and miscellaneous receipts.....		337127-SM						
Miscellaneous receipts.....		337127-M	9.0	0.0	0.0	3.0	0.0	0.0
Secondary products.....		337127-S	0.4	-0.1	0.4	-0.5	0.3	0.3
Office furniture (including fixtures) mfg.....	3372		4.5	0.6	0.5	-0.3	0.5	-0.3
Office furniture (including fixtures) mfg.....	33721		4.5	0.6	0.5	-0.3	0.5	-0.3
Wood office furniture mfg.....	337211		1.1	1.1	0.2	0.4	0.1	-0.1
Primary products.....		337211-P	1.3	1.3	0.2	0.4	0.0	0.3
Wood office furniture panel systems, desking systems, and other wood office furniture.....		337211-A	2.0	0.0	0.1	0.1	0.0	0.0
Wood office seating, including upholstered.....		337211-1	-3.7	2.8	0.1	0.4	0.0	0.0
Wood office desks and desk extensions.....		337211-4	6.2	2.1	0.4	0.5	0.0	0.7
Wood office files, storage units, and tables.....		337211-7	3.3	0.2	0.3	0.4	0.0	0.5
Secondary products and miscellaneous receipts.....		337211-SM						
Secondary products.....		337211-S	-1.6	0.0	0.0	0.5	0.9	-4.0
Custom architectural woodwork and millwork.....	337212		5.6	1.4	0.6	0.0	-1.2	0.0
Primary products.....		337212-P	6.0	1.4	0.6	0.0	-1.1	0.0
Custom architectural woodwork, millwork, and fixtures.....		337212-0	6.0	1.4	0.6	0.0	-1.1	0.0
Secondary products and miscellaneous receipts.....		337212-SM						
Office furniture, except wood, mfg.....	337214		7.8	0.3	0.3	-2.6	2.4	0.1
Primary products.....		337214-P	8.3	0.3	0.3	-2.6	2.5	0.1
Office furniture, other types, except wood, including panel systems.....		337214-A	-	-	-	-	-	-
Office seating, including upholstered, except wood.....		337214-1	1.4	-0.2	-0.5	-6.3	4.9	0.0
Office desk and desk extensions, except wood.....		337214-4	-	-	-	-	-	-
Office files, storage units, and tables, except wood.....		337214-7	10.3	0.0	1.3	-3.9	7.1	0.5
Secondary products and miscellaneous receipts.....		337214-SM						
Showcases, partitions, shelving, and lockers mfg.....	337215		0.8	0.0	0.9	1.7	0.1	-1.2
Primary products.....		337215-P	-0.2	-0.1	0.9	1.8	0.1	-1.3
Bookstacks and other shelving, except wood.....		337215-A2	-	-	-	-	-	0.9
Storage racks and accessories, except wood.....		337215-E	-15.3	0.0	4.3	6.1	0.0	-2.3
Fixtures (bank, office, and store), except wood.....		337215-G	14.9	0.0	1.2	0.0	1.7	-0.7
Wood furniture dimensions and nonwood furniture parts and frames.....		337215-L	-	-2.9	1.5	8.3	-	-
Secondary products and miscellaneous receipts.....		337215-SM						
Other furniture related product mfg.....	3379		2.9	0.4	0.0	0.0	-0.5	-0.5
Mattress mfg.....	33791		0.4	0.5	0.0	-0.1	-0.7	-0.7
Mattress mfg.....	337910		0.4	0.5	0.0	-0.1	-0.7	-0.7
Primary products.....		337910-P	0.3	0.5	0.0	-0.1	-0.7	-0.7

See footnotes at end of table.

Table 12. Producer price index percentage changes for the net output of selected industries and their products, not seasonally adjusted — Continued
 [June 2023]

Title ¹	Industry code	Product code	Unadjusted 12-month percent change ²	Unadjusted 1-month percent change ²				
				June 2022 to June 2023 ^P	Jan. to Feb.	Feb. to Mar. ^P	Mar. to Apr. ^P	Apr. to May ^P
Mattress mfg - Continued								
Mattress and foundation sets.....		337910-E	-1.9	1.0	0.0	0.0	0.0	0.0
Innerspring mattresses, excluding crib-size.....		337910-1	2.1	0.3	-0.1	0.0	0.0	-1.7
Other mattresses, including crib, foam, waterbed mattresses and mattress inserts.....		337910-4	5.2	0.4	0.0	0.0	0.0	0.0
Foundations, excl. innerspring units, hybrid-type flotation, ensembles, and adjustable units.....		337910-7	-5.9	0.0	0.6	-0.6	-7.2	-0.5
Secondary products and miscellaneous receipts.....		337910-SM						
Blind & shade mfg.....	33792		13.6	0.0	0.1	0.0	0.0	0.0
Blind and shade mfg.....	337920		13.6	0.0	0.1	0.0	0.0	0.0
Primary products.....		337920-P	16.3	0.0	0.1	0.0	0.0	0.0
Other blinds and shades, including curtain and drapery fixtures, poles and rods... ..		337920-8	-	0.0	0.0	0.0	-0.1	0.0
Secondary products and miscellaneous receipts.....		337920-SM						
Miscellaneous mfg.....	339		4.4	-0.1	0.3	0.0	0.7	0.4
Medical equipment & supplies mfg.....	3391		3.9	0.0	0.3	-0.1	0.3	0.7
Medical equipment & supplies mfg.....	33911		3.9	0.0	0.3	-0.1	0.3	0.7
Surgical and medical instrument mfg.....	339112		2.9	-0.1	0.1	-0.1	0.4	0.0
Primary products.....		339112-P	3.0	-0.2	0.1	-0.1	0.4	0.0
Surgical and medical instruments.....		339112-0	3.0	-0.2	0.1	-0.1	0.4	0.0
Surgical and orthopedic instruments.....		339112-01	1.3	0.0	0.4	0.0	0.7	0.0
Surgical and medical catheters.....		339112-05	-1.0	-0.6	0.2	-0.4	0.0	0.0
Other surgical and medical apparatus and instruments, excluding parts.....		339112-06	4.6	-0.3	-0.3	-0.2	0.0	0.0
Parts for surgical and medical apparatus and instruments.....		339112-09	3.7	0.0	1.1	0.0	-0.3	0.0
Secondary products and miscellaneous receipts.....		339112-SM						
Secondary products.....		339112-S	-	0.0	-0.6	0.0	0.2	0.7
Surgical appliance and supplies mfg.....	339113		4.2	-0.1	0.5	-0.2	0.3	0.6
Primary products.....		339113-P	4.4	-0.1	0.6	-0.2	0.4	0.4
Medical and surgical appliances and supplies, incl. orthopedic, prosthetic, and therapeutic.....		339113-2	3.0	-0.1	0.7	-0.3	0.4	0.5
Artificial joints and limbs.....		339113-21	-	-1.1	1.2	-1.6	1.5	-1.6
Other orthopedic and prosthetic appliances.....		339113-22	-0.3	-0.1	0.7	0.0	-1.5	0.0
Other medical and surgical appliances and supplies.....		339113-27	4.5	0.1	0.5	0.0	0.4	1.1
Hospital beds and specialized hospital furniture.....		339113-4	15.7	-	-	0.0	1.0	0.0
Personal industrial and nonindustrial safety equipment and clothing.....		339113-6	5.7	0.1	0.6	0.4	0.0	0.5
Secondary products and miscellaneous receipts.....		339113-SM						
Secondary products.....		339113-S	4.3	0.2	0.2	0.0	-0.3	3.0
Dental equipment and supplies mfg.....	339114		3.9	0.4	0.6	-0.3	0.3	0.0
Primary products.....		339114-P	4.0	0.4	0.1	0.0	0.2	0.0
Dental professional equipment and supplies.....		339114-1	4.3	0.3	0.0	0.0	0.1	0.0
Professional dental equipment.....		339114-11	8.9	-	0.0	0.0	0.0	0.0
Professional dental supplies.....		339114-12	0.7	0.0	0.1	0.0	0.2	0.1
Secondary products and miscellaneous receipts.....		339114-SM						
Miscellaneous receipts.....		339114-M	-	-	-	-	-	-
Ophthalmic goods mfg.....	339115		8.5	0.8	0.0	0.0	0.0	6.2
Primary products.....		339115-P	8.8	0.7	0.0	0.0	0.0	6.3
Secondary products and miscellaneous receipts.....		339115-SM						
Other miscellaneous mfg.....	3399		5.0	-0.1	0.3	0.2	1.1	-0.1
Jewelry & silverware mfg.....	33991		3.8	-0.8	0.6	1.4	0.8	-1.1
Jewelry and silverware mfg.....	339910		3.8	-0.8	0.6	1.4	0.8	-1.1
Primary products.....		339910-P	4.0	-0.8	0.6	1.4	0.8	-1.1
Jewelry, gold and platinum.....		339910-1	2.4	-2.0	0.9	1.5	1.1	-1.9
Costume jewelry and novelties.....		339910-4	8.3	0.9	0.0	1.1	0.9	0.0
All other jewelry and personal goods (excluding costume).....		339910-8	3.2	0.3	-0.4	1.3	0.3	-0.6
Secondary products and miscellaneous receipts.....		339910-SM						
Miscellaneous receipts.....		339910-M	-	0.0	0.1	0.3	-	-
Sporting & athletic goods mfg.....	33992		2.0	0.2	0.0	0.0	0.4	0.0
Sporting and athletic goods mfg.....	339920		2.0	0.2	0.0	0.0	0.4	0.0
Primary products.....		339920-P	2.0	0.2	0.0	0.0	0.4	0.0
Other sporting and athletic goods.....		339920-A	2.7	0.7	0.0	0.0	0.0	0.0
Golf equipment, excluding apparel and shoes.....		339920-4	0.8	-0.4	0.2	0.1	-0.1	0.0
Playground equipment.....		339920-5	10.4	0.0	0.0	0.0	3.5	0.0

See footnotes at end of table.

Table 12. Producer price index percentage changes for the net output of selected industries and their products, not seasonally adjusted — Continued
 [June 2023]

Title ¹	Industry code	Product code	Unadjusted 12-month percent change ²	Unadjusted 1-month percent change ²				
				June 2022 to June 2023 ^P	Jan. to Feb.	Feb. to Mar. ^P	Mar. to Apr. ^P	Apr. to May ^P
Sporting and athletic goods mfg - Continued								
Gymnasium and exercise equipment		339920-7	-0.5	0.0	0.0	0.0	0.0	0.0
Secondary products and miscellaneous receipts.....		339920-SM						
Secondary products.....		339920-S	-0.9	-0.6	0.0	0.0	0.5	-0.1
Doll, toy & game mfg.....	33993		5.6	0.0	0.2	0.0	0.0	0.0
Doll, toy, and game mfg.....	339930		5.6	0.0	0.2	0.0	0.0	0.0
Primary products.....		339930-P	3.5	0.0	0.2	0.0	0.0	0.0
Models (operating & static), craft kits/supply, natural science kits, & collectors' miniatures.....		339930-6	0.8	0.0	0.0	0.0	0.0	0.0
Other nonelectronic toys, including parts.....		339930-8	6.4	0.0	0.0	0.0	0.0	0.0
Secondary products and miscellaneous receipts.....		339930-SM						
Office supplies (exc paper) mfg.....	33994		4.8	1.5	0.8	-0.3	0.0	0.0
Office supplies, except paper, mfg.....	339940		4.8	1.5	0.8	-0.3	0.0	0.0
Primary products.....		339940-P	4.1	1.6	0.8	-0.4	0.0	0.0
Pens, mechanical pencils, markers, and associated parts.....		339940-1	5.7	2.0	5.0	0.0	0.0	0.0
Lead pencils, art goods, office supplies & small office equipment, excluding paper.....		339940-2	4.0	0.8	0.0	0.0	0.0	0.0
Marking devices.....		339940-3	3.3	0.0	0.9	0.0	0.0	0.1
Secondary products and miscellaneous receipts.....		339940-SM						
Miscellaneous receipts.....		339940-M	8.8	0.0	0.0	0.0	0.0	0.0
Secondary Products.....		339940-S	7.3	0.1	0.2	0.0	0.1	0.0
Sign mfg.....	33995		9.7	-0.6	0.0	0.0	3.5	0.0
Sign mfg.....	339950		9.7	-0.6	0.0	0.0	3.5	0.0
Primary products.....		339950-P	10.6	-0.7	0.0	0.0	3.7	0.0
Electric signs and displays, including trade show exhibits.....		339950-1	-	0.0	-	-	-	-
Nonelectric signs and displays, including trade show exhibits.....		339950-4	9.7	-1.2	0.0	0.0	3.2	0.0
Secondary products and miscellaneous receipts.....		339950-SM						
All other misc mfg.....	33999		4.5	0.0	0.5	0.2	0.4	0.1
Gasket, packing, and sealing device mfg.....	339991		6.6	0.0	0.1	0.0	0.5	0.0
Primary products.....		339991-P	7.0	0.0	0.1	0.1	0.5	0.0
Compression packing.....		339991-1	3.3	0.0	0.0	0.0	0.0	0.0
Molded packing and seals.....		339991-2	8.2	0.0	0.0	0.3	0.5	0.0
Nonmetallic gaskets and gasketing.....		339991-3	8.1	0.0	0.3	0.0	0.0	0.0
Metallic gaskets and machined seals.....		339991-7	4.8	0.0	0.0	0.0	1.7	0.0
Rotary oil seals.....		339991-9	11.1	0.0	0.0	0.0	0.0	0.0
Secondary products and miscellaneous receipts.....		339991-SM						
Miscellaneous receipts.....		339991-M	1.7	0.0	0.0	0.0	0.0	0.0
Secondary products.....		339991-S	7.0	0.2	0.0	0.0	0.2	0.1
Musical instrument mfg.....	339992		6.3	0.4	0.0	0.2	2.0	0.0
Primary products.....		339992-P	7.0	0.4	0.0	0.2	2.0	0.0
Nonelectronic pianos, organs, and nonelectronic pianos and organ parts, excluding benches.....		339992-A	6.1	0.0	0.0	0.0	5.3	0.0
Other musical instruments and parts.....		339992-7	7.1	0.5	0.0	0.2	1.5	0.0
Other electronic musical instruments, excluding electronic organs.....		339992-71	4.0	0.0	0.0	0.0	2.1	0.0
Other nonelectronic musical instruments.....		339992-72	9.5	0.0	0.0	0.0	2.5	0.0
Secondary products and miscellaneous receipts.....		339992-SM						
Miscellaneous receipts.....		339992-M	1.2	0.0	0.0	0.0	0.0	0.0
Fastener, button, needle, and pin mfg.....	339993		5.8	0.0	0.0	1.3	0.0	0.0
Primary products.....		339993-P	5.3	0.0	0.0	1.2	0.0	0.0
Fasteners, zippers, buttons, needles, pins, and buckles (except precious metal) ..		339993-0	5.3	0.0	0.0	1.2	0.0	0.0
Secondary products and miscellaneous receipts.....		339993-SM						
Broom, brush, and mop mfg.....	339994		4.4	1.0	0.0	0.1	0.0	-0.1
Primary products.....		339994-P	5.3	0.9	0.0	0.1	0.0	-0.1
Brooms, mops and dusters.....		339994-1	4.1	0.1	0.0	0.0	0.0	0.0
Mops and dusters, including refills.....		339994-13	3.0	0.0	0.0	0.0	0.0	0.0
Paint and varnish brushes, paint holders, pads, roller frames and rollers.....		339994-3	3.2	1.4	0.0	0.0	0.0	0.0
Paint and varnish brushes.....		339994-31	4.9	1.1	0.0	0.0	0.0	0.0
Paint holders, pads, roller frames and rollers.....		339994-32	1.8	1.7	0.0	0.0	0.0	0.0
Other types of brushes.....		339994-5	6.3	1.3	0.0	0.3	0.1	-0.2
Personal brushes.....		339994-51	0.3	0.0	0.0	0.7	0.0	-0.4
All other types of brushes, except personal.....		339994-52	13.1	2.1	0.0	0.0	0.1	0.0
Secondary and miscellaneous receipts.....		339994-SM						

See footnotes at end of table.

Table 12. Producer price index percentage changes for the net output of selected industries and their products, not seasonally adjusted — Continued
[June 2023]

Title ¹	Industry code	Product code	Unadjusted 12-month percent change ²	Unadjusted 1-month percent change ²				
			June 2022 to June 2023 ^P	Jan. to Feb.	Feb. to Mar. ^P	Mar. to Apr. ^P	Apr. to May ^P	May to June ^P
Burial casket mfg.	339995		16.7	0.0	0.0	4.2	0.0	0.0
Primary products.		339995-P	16.8	0.0	0.0	4.1	0.0	0.0
Metal burial caskets and coffins, completely lined and trimmed, adult sizes only. ...		339995-1	19.2	0.0	0.0	5.1	0.0	0.0
Secondary products and miscellaneous receipts.		339995-SM						
All other miscellaneous mfg.	339999		2.4	-0.2	0.9	0.1	0.1	0.1
Primary products.		339999-P	2.5	-0.1	1.0	0.1	0.1	0.1
Mirror and picture frames and framed pictures.		339999-E	2.8	0.0	0.0	0.0	0.0	0.0
All other miscellaneous fabricated products, incl. fire extinguishers and umbrellas.		339999-L	2.9	-0.1	1.4	0.1	0.2	0.2
Candles, including tapers.		339999-5	0.8	0.0	0.0	0.0	0.0	0.0
Secondary products and miscellaneous receipts.		339999-SM						
Secondary products.		339999-S	-1.3	-3.4	0.1	0.0	0.7	0.2
Services industries								
Merchant wholesalers, durable goods.	423		0.3	0.1	1.8	-1.4	-0.7	0.2
Motor vehicle and parts merchant wholesalers.	4231		-9.6	2.2	1.1	-10.1	0.7	0.7
Motor vehicle and parts merchant wholesalers.	42310		-9.6	2.2	1.1	-10.1	0.7	0.7
Motor vehicle and parts merchant wholesalers.	423100		-9.6	2.2	1.1	-10.1	0.7	0.7
Primary services.		423100-P	-10.7	2.3	1.1	-11.3	0.7	0.7
Motor vehicle and parts wholesaler services.		423100-1	-10.7	2.3	1.1	-11.3	0.7	0.7
Furniture and home furnishing merchant wholesalers.	4232		11.0	-1.3	4.6	1.1	1.6	-0.1
Furniture and home furnishing merchant wholesalers.	42320		11.0	-1.3	4.6	1.1	1.6	-0.1
Furniture and home furnishing merchant wholesalers.	423200		11.0	-1.3	4.6	1.1	1.6	-0.1
Primary services.		423200-P	11.5	-1.3	4.6	1.1	1.6	-0.1
Furniture and home furnishing wholesaler services.		423200-1	11.5	-1.3	4.6	1.1	1.6	-0.1
Lumber and other construction materials merchant wholesalers.	4233		-12.3	-2.0	0.3	0.7	-2.2	0.7
Lumber and other construction materials merchant wholesalers.	42330		-12.3	-2.0	0.3	0.7	-2.2	0.7
Lumber and other construction materials merchant wholesalers.	423300		-12.2	-2.0	0.3	0.7	-2.2	0.7
Primary services.		423300-P	-12.5	-2.0	0.3	0.7	-2.2	0.7
Lumber and other construction material wholesaler services.		423300-1	-12.5	-2.0	0.3	0.7	-2.2	0.7
Other receipts.		423300-SM	-	-0.9	-0.2	0.0	0.0	-0.2
Professional and commercial equipment and supplies merchant wholesalers.	4234		4.9	-0.1	0.4	-2.8	1.6	-0.6
Professional and commercial equipment and supplies merchant wholesalers.	42340		4.9	-0.1	0.4	-2.8	1.6	-0.6
Professional and commercial equipment and supplies merchant wholesalers.	423400		5.1	0.0	0.4	-2.8	1.6	-0.6
Primary services.		423400-P	5.0	-1.9	0.3	-3.4	1.9	-0.7
Professional and commercial equipment and supplies wholesaler services.		423400-1	5.0	-1.9	0.3	-3.4	1.9	-0.7
Other receipts.		423400-SM	-	-	-	1.0	0.0	0.0
Metal and mineral (except petroleum) merchant wholesalers.	4235		-4.7	2.5	12.6	1.5	-6.3	1.3
Metal and mineral (except petroleum) merchant wholesalers.	42350		-4.7	2.5	12.6	1.5	-6.3	1.3
Metal and mineral (except petroleum) merchant wholesalers.	423500		-4.6	2.5	12.6	1.6	-6.3	1.3
Primary services.		423500-P	-3.6	2.5	12.6	1.7	-5.9	1.6
Metals and minerals wholesaler services.		423500-1	-3.6	2.5	12.6	1.7	-5.9	1.6
Household appliances and electrical and electronic goods merchant wholesalers.	4236		6.7	-1.5	1.7	5.6	-0.2	-1.0
Household appliances and electrical and electronic goods merchant wholesalers.	42360		6.7	-1.5	1.7	5.6	-0.2	-1.0
Household appliances and electrical and electronic goods merchant wholesalers.	423600		6.7	-1.5	1.7	5.6	-0.2	-1.0
Primary services.		423600-P	7.5	-2.4	3.3	0.3	4.4	-1.2
Household appliances, electrical, and electronics wholesaler services.		423600-1	7.5	-2.4	3.3	0.3	4.4	-1.2
Hardware, plumbing and heating equipment and supplies merchant wholesalers.	4237		-9.1	0.6	-2.0	-0.4	-2.3	3.8
Hardware, plumbing and heating equipment and supplies merchant wholesalers.	42370		-9.1	0.6	-2.0	-0.4	-2.3	3.8
Hardware, plumbing, and heating equipment and supplies merchant wholesalers.	423700		-9.7	0.6	-2.0	-0.4	-2.3	3.8
Primary services.		423700-P	2.2	0.6	-2.0	-0.4	-2.3	3.8
Hardware, plumbing, and heating equipment and supplies wholesaler services.		423700-1	2.2	0.6	-2.0	-0.4	-2.3	3.8
Machinery, equipment, and supplies merchant wholesalers.	4238		8.5	-0.8	0.6	0.9	-1.4	0.2
Machinery, equipment, and supplies merchant wholesalers.	42380		8.5	-0.8	0.6	0.9	-1.4	0.2
Machinery and supply merchant wholesalers.	423800		8.5	-0.9	0.7	0.9	-1.4	0.2
Primary services.		423800-P	7.4	-1.4	1.5	0.4	-1.9	0.2
Machinery and supply wholesaler services.		423800-1	7.4	-1.4	1.5	0.4	-1.9	0.2

See footnotes at end of table.

Table 12. Producer price index percentage changes for the net output of selected industries and their products, not seasonally adjusted — Continued
[June 2023]

Title ¹	Industry code	Product code	Unadjusted 12-month percent change ²	Unadjusted 1-month percent change ²				
				June 2022 to June 2023 ^P	Jan. to Feb.	Feb. to Mar. ^P	Mar. to Apr. ^P	Apr. to May ^P
Machinery and supply merchant wholesalers - Continued								
Other receipts.....		423800-SM	14.0	1.7	-3.0	3.1	1.1	-0.1
Miscellaneous durable goods merchant wholesalers (except materials recyclers).....	4239		-0.8	-0.8	-1.2	2.7	-1.3	-0.3
Miscellaneous durable goods merchant wholesalers (except materials recyclers).....	42390		-0.8	-0.8	-1.2	2.7	-1.3	-0.3
Miscellaneous durable goods, except recyclable material, merchant wholesalers.....	423900		-0.8	-0.8	-1.1	2.7	-1.3	-0.3
Primary services.....		423900-P	-0.9	-0.8	-1.2	2.8	-1.4	-0.3
Miscellaneous durable goods wholesaler services.....		423900-1	-0.9	-0.8	-1.2	2.8	-1.4	-0.3
Merchant wholesalers, nondurable goods.....	424		3.3	0.1	-1.6	3.4	0.5	-0.5
Paper and paper product merchant wholesalers.....	4241		12.0	-0.5	1.8	0.4	0.1	1.0
Paper and paper product merchant wholesalers.....	42410		12.0	-0.5	1.8	0.4	0.1	1.0
Paper and paper product merchant wholesalers.....	424100		11.9	-0.6	1.8	0.4	0.0	1.0
Primary services.....		424100-P	11.2	-0.7	1.7	0.4	-0.1	0.9
Paper wholesaler services.....		424100-1	11.2	-0.7	1.7	0.4	-0.1	0.9
Wholesaling of paper and paper products.....		424100-11	8.6	-0.7	1.2	0.0	-0.5	0.6
Wholesaling of all other goods, except paper and paper products.....		424100-12	34.5	-0.7	6.3	3.6	3.0	3.3
Drugs and druggists' sundries merchant wholesalers.....	4242		8.6	-2.1	-1.7	1.7	0.1	1.4
Drugs and druggists' sundries merchant wholesalers.....	42420		8.6	-2.1	-1.7	1.7	0.1	1.4
Drugs and druggists' sundries merchant wholesalers.....	424200		8.6	-2.1	-1.7	1.7	0.1	1.4
Primary products.....		424200-P	8.6	-2.1	-1.7	1.7	0.1	1.4
Wholesaling of pharmaceuticals.....		424200-1	8.0	-3.9	-3.3	4.1	0.5	1.9
Wholesaling of all other goods, except pharmaceuticals.....		424200-2	1.9	0.4	0.4	-1.4	-0.5	0.7
Apparel and piece goods merchant wholesalers.....	4243		1.2	6.9	-5.4	6.5	-4.2	-2.1
Apparel and piece goods merchant wholesalers.....	42430		1.2	6.9	-5.4	6.5	-4.2	-2.1
Apparel and piece goods merchant wholesalers.....	424300		1.2	6.9	-5.4	6.5	-4.2	-2.1
Primary services.....		424300-P	1.2	6.9	-5.4	6.5	-4.2	-2.1
Apparel wholesaler services.....		424300-1	1.2	6.9	-5.4	6.5	-4.2	-2.1
Wholesaling of apparel.....		424300-11	3.2	8.9	-4.4	2.8	-0.8	-1.7
Grocery and related product merchant wholesalers.....	4244		7.7	-3.1	0.5	3.7	5.0	-1.5
Grocery and related product merchant wholesalers.....	42440		7.7	-3.1	0.5	3.7	5.0	-1.5
Grocery and related product merchant wholesalers.....	424400		7.7	-3.1	0.5	3.7	5.0	-1.5
Primary services.....		424400-P	7.8	-3.1	0.5	3.7	5.0	-1.5
Grocery and related product wholesaler services.....		424400-1	7.8	-3.1	0.5	3.7	5.0	-1.5
Wholesaling of fresh meat, seafood, dairy, and fruits and vegetables.....		424400-11	3.9	-1.7	3.9	1.6	8.0	-7.2
Wholesaling of packaged frozen and canned foods.....		424400-12	5.4	2.0	1.0	-0.5	-1.4	1.3
Wholesaling of baked goods, non-alcoholic beverages, and all other groceries.....		424400-13	7.1	-2.6	-3.4	10.6	-0.9	1.3
Wholesaling of all other goods, except groceries.....		424400-14	32.6	-23.3	3.7	-2.7	44.3	0.1
Farm product raw material merchant wholesalers.....	424500		-	3.9	-0.1	5.2	8.0	2.0
Primary services.....		424500-P	-	4.2	-0.1	5.6	8.5	2.1
Farm product raw material wholesaler services.....		424500-1	-	4.2	-0.1	5.6	8.5	2.1
Wholesaling of grain and field beans.....		424500-11	-	23.8	-13.8	22.4	11.6	-
Wholesaling of all other goods.....		424500-13	-	-16.7	21.4	-13.3	3.7	5.7
Chemicals and allied products merchant wholesalers.....	4246		-0.9	0.5	-0.3	-0.2	1.8	0.7
Chemicals and allied products merchant wholesalers.....	42460		-0.9	0.5	-0.3	-0.2	1.8	0.7
Chemicals and allied products merchant wholesalers.....	424600		-0.9	0.5	-0.3	-0.2	1.9	0.7
Primary services.....		424600-P	-0.9	0.5	-0.3	-0.2	2.1	0.8
Wholesaling of chemicals, plastics, and allied products.....		424600-1	-1.9	0.1	-0.4	-1.1	2.8	0.7
Wholesaling of all other goods, except chemicals, plastics, and allied products.....		424600-2	16.7	2.1	0.2	4.0	-1.0	1.1
Petroleum and petroleum products merchant wholesalers.....	4247		-2.0	2.6	-4.5	6.8	-4.2	-1.0
Petroleum and petroleum products merchant wholesalers.....	42470		-2.0	2.6	-4.5	6.8	-4.2	-1.0
Petroleum and petroleum products merchant wholesalers.....	424700		-2.0	2.6	-4.5	6.8	-4.2	-1.0
Primary services.....		424700-P	-2.3	2.6	-4.5	6.9	-4.2	-1.0
Wholesaling of petroleum products.....		424700-1	-2.2	2.6	-4.5	7.0	-4.2	-1.1
Wholesaling of all other goods, except petroleum products.....		424700-2	-7.9	2.9	-6.9	1.8	-6.6	1.7
Beer, wine, and distilled alcoholic beverage merchant wholesalers.....	4248		5.5	1.3	-1.3	1.2	-0.7	-0.8
Beer, wine, and distilled alcoholic beverage merchant wholesalers.....	42480		5.5	1.3	-1.3	1.2	-0.7	-0.8
Beer, wine, and distilled alcoholic beverage merchant wholesalers.....	424800		5.5	1.3	-1.3	1.2	-0.7	-0.8

See footnotes at end of table.

Table 12. Producer price index percentage changes for the net output of selected industries and their products, not seasonally adjusted — Continued
[June 2023]

Title ¹	Industry code	Product code	Unadjusted 12-month percent change ²	Unadjusted 1-month percent change ²				
				June 2022 to June 2023 ^P	Jan. to Feb.	Feb. to Mar. ^P	Mar. to Apr. ^P	Apr. to May ^P
Beer, wine, and distilled alcoholic beverage merchant wholesalers - Continued								
Primary services.....		424800-P	5.5	1.3	-1.3	1.2	-0.7	-0.8
Alcoholic beverage wholesaler services.....		424800-1	5.5	1.3	-1.3	1.2	-0.7	-0.8
Wholesaling of beer, wine, and distilled alcoholic beverages.....		424800-11	5.4	1.2	-1.3	1.3	-0.7	-0.8
Wholesaling of all other goods, except alcoholic beverages.....		424800-12	10.3	6.5	-0.9	-1.1	-0.5	0.4
Miscellaneous nondurable goods merchant wholesalers.....	4249		-1.2	2.9	-0.8	0.6	2.1	-2.3
Miscellaneous nondurable goods merchant wholesalers.....	42490		-1.2	2.9	-0.8	0.6	2.1	-2.3
Miscellaneous nondurable goods merchant wholesalers.....	424900		-1.2	2.9	-0.8	0.6	2.1	-2.3
Primary services.....		424900-P	-1.3	2.9	-0.8	0.6	1.9	-2.3
Miscellaneous nondurable good wholesaler services.....		424900-1	-1.3	2.9	-0.8	0.6	1.9	-2.3
Material recyclers.....	429930		-19.4	3.4	6.2	-1.9	-3.7	-8.6
Primary products.....		429930-P	-19.4	4.4	7.1	-1.9	-4.4	-9.7
Ferrous metal scrap.....		429930-1	-21.3	6.0	9.8	-2.5	-6.2	-12.1
Carbon steel scrap.....		429930-11	-20.9	6.1	11.4	-2.3	-6.6	-12.2
Heavy melting scrap.....		429930-111	—	10.0	5.7	-1.5	-9.7	—
Carbon steel scrap bundles.....		429930-112	-26.9	6.0	20.8	0.0	-4.0	-12.0
Shredded carbon steel scrap.....		429930-113	-19.6	7.5	10.2	-1.8	-2.6	-13.6
Cut plate and structural scrap.....		429930-114	-11.7	6.2	9.6	-3.8	-8.9	-9.0
Other carbon steel scrap.....		429930-115	—	—	—	—	—	—
Stainless and alloy steel scrap.....		429930-12	—	4.9	-9.3	-0.8	-0.5	—
Nonferrous metal scrap.....		429930-2	-14.0	-2.5	-2.2	0.8	-0.2	-3.6
Copper base scrap.....		429930-21	-3.7	1.4	0.3	0.7	-4.3	0.3
No 1 copper wire, heavy.....		429930-211	-5.1	0.8	0.3	0.0	-4.1	0.1
No 2 copper wire, mixed.....		429930-212	-3.8	-0.1	0.4	0.5	-4.2	-0.1
Yellow brass scrap.....		429930-213	-4.8	4.4	0.4	2.8	-4.9	1.0
Used beverage can scrap.....		429930-223	-19.6	8.9	-0.1	-4.1	-4.9	-1.3
Other old aluminum base scrap.....		429930-224	—	2.4	—	—	—	—
Other nonferrous scrap (including lead, zinc and precious metals).....		429930-23	-14.7	-10.8	-4.7	2.7	7.9	-11.6
Recyclable paper.....		429930-3	-56.5	7.8	-0.4	6.1	3.9	-2.0
News and other low grade recyclable paper.....		429930-31	—	0.0	2.3	-4.3	0.7	—
Corrugated recyclable paper.....		429930-33	-55.3	16.6	1.6	14.9	3.4	-0.1
High grade recyclable paper (including pulp substitutes and deinking).....		429930-34	—	-3.0	-5.1	-7.5	6.2	—
Recyclable materials, excluding metals and paper.....		429930-4	-14.9	-5.8	-1.8	-6.5	2.3	0.0
Recyclable plastics.....		429930-42	—	-0.7	-2.3	2.9	1.5	—
Other receipts.....		429930-SM1	—	—	—	—	—	—
Motor vehicle and parts dealers.....	441		-9.8	-0.4	0.6	-0.7	-0.2	1.3
Automobile dealers.....	4411		-14.5	0.1	1.0	-0.9	-1.2	1.7
New car dealers.....	44111		-14.5	0.1	1.0	-0.9	-1.2	1.7
New car dealers.....	441110		-15.0	0.0	1.1	-1.0	-1.5	1.9
Primary services.....		441110-P	-15.4	-0.1	1.4	-1.2	-2.3	2.3
Vehicle sales.....		441110-1	-27.7	-0.2	1.6	-1.7	-3.1	3.0
New vehicle sales.....		441110-101	-25.9	-1.4	0.7	-2.3	-2.9	3.5
Used vehicle sales.....		441110-102	-20.6	8.5	7.3	2.7	-4.0	0.0
Service labor and parts.....		441110-2	3.8	0.2	0.7	0.4	0.3	0.0
Other receipts.....		441110-SM	-11.7	0.5	-0.2	0.1	2.1	0.0
Recreational vehicle dealers.....	44121		-13.9	-3.9	7.0	-1.6	6.6	1.2
Recreational vehicle dealers.....	441210		-13.9	-3.9	7.0	-1.6	6.6	1.2
Primary services.....		441210-P	-16.0	-4.1	7.5	-1.6	7.5	1.2
Recreational vehicle dealer services.....		441210-1	-16.0	-4.1	7.5	-1.6	7.5	1.2
Boat dealers.....	441222		-1.1	-1.7	-3.7	-0.9	2.5	0.0
Primary services.....		441222-P	-2.0	-1.8	-4.0	-1.0	2.8	0.0
Boat dealer services.....		441222-1	-2.0	-1.8	-4.0	-1.0	2.8	0.0
Other receipts.....		441222-SM3	—	—	—	0.0	0.0	0.0
Automotive parts, accessories and tire retailers.....	4413		7.1	-1.1	-0.5	0.1	1.6	0.4
Automotive parts and accessories retailers.....	44133		6.2	-0.4	-1.8	-0.1	3.2	-0.7
Automotive parts and accessories retailers.....	441330		6.2	-0.4	-1.8	-0.1	3.2	-0.7
Primary services.....		441330-P	6.2	-0.4	-1.8	-0.1	3.2	-0.7
Automotive parts and accessories store services, in-store retailing.....		441330-A	6.2	-0.4	-1.8	-0.1	3.2	-0.7
Tire dealers.....	44134		8.8	-2.5	2.0	0.6	-1.3	2.6
Tire dealers.....	441340		8.8	-2.5	2.0	0.6	-1.3	2.6

See footnotes at end of table.

Table 12. Producer price index percentage changes for the net output of selected industries and their products, not seasonally adjusted — Continued
 [June 2023]

Title ¹	Industry code	Product code	Unadjusted 12-month percent change ²	Unadjusted 1-month percent change ²				
				June 2022 to June 2023 ^P	Jan. to Feb.	Feb. to Mar. ^P	Mar. to Apr. ^P	Apr. to May ^P
Tire dealers - Continued								
Primary services.....		441340-P	8.8	-2.5	2.0	0.6	-1.3	2.6
Tire dealer services, in-store retailing.....		441340-A	8.8	-2.5	2.0	0.6	-1.3	2.6
Building material & garden supply retailers.....	444		-9.5	3.1	0.9	-0.2	-1.7	-0.2
Building material and supplies dealers.....	4441		-10.8	4.1	-0.4	0.0	-1.4	-0.1
Building material and supplies dealers.....	44410		-10.8	4.1	-0.4	0.0	-1.4	-0.1
Building materials and supplies dealers.....	444100		-10.8	4.1	-0.4	0.0	-1.4	-0.1
Primary services.....		444100-P	-10.8	4.1	-0.4	0.0	-1.4	-0.1
Building materials and supplies dealer services, in-store retailing.....		444100-A	-16.9	-2.8	-0.5	0.0	-1.9	-0.2
Retailing of building materials, paint, and hardware.....		444100-A1	-22.4	-3.0	-0.9	-1.3	-0.8	-0.1
Retailing of all other goods.....		444100-A2	6.9	-2.1	1.1	5.0	-5.3	-0.5
Lawn and garden equip and supplies retailers.....	4442		3.9	-1.4	6.9	-1.3	-3.4	-0.4
Nursery, garden, and farm supply retailers.....	44424		3.9	-1.4	6.9	-1.3	-3.4	-0.4
Nursery, garden, and farm supply retailers.....	444240		3.9	-1.4	6.9	-1.3	-3.4	-0.4
Primary services.....		444240-P	3.9	-1.4	6.9	-1.3	-3.4	-0.4
Nursery, garden center, and farm supply store services, in-store retailing.....		444240-A	3.9	-1.4	6.9	-1.3	-3.4	-0.4
Food and beverage retailers.....	445		9.2	0.8	1.1	0.3	-0.2	1.2
Grocery retailers.....	4451		9.8	1.0	1.3	0.2	0.0	1.4
Grocery (except convenience) retailers.....	44511		9.8	1.0	1.3	0.2	0.0	1.4
Supermarkets and other grocery stores.....	445110		9.8	1.0	1.3	0.2	0.0	1.4
Primary services.....		445110-P	9.8	1.0	1.3	0.2	0.0	1.4
Supermarket and other grocery store services.....		445110-3	9.8	1.0	1.3	0.2	0.0	1.4
Retailing of food and beverage products.....		445110-32	10.6	0.9	1.4	-0.2	0.3	1.4
Retailing of fresh meats.....		445110-321	7.5	-0.5	3.9	0.4	-0.8	1.0
Retailing of fresh fruits and vegetables.....		445110-322	9.8	3.1	3.0	-8.0	5.0	5.9
Retailing of bakery products.....		445110-323	4.2	0.4	1.9	2.2	-0.8	-2.8
Retailing of dairy products.....		445110-324	18.5	1.6	-2.2	-1.5	-5.0	-3.3
Retailing of deli products.....		445110-325	2.5	1.5	-1.5	1.0	1.1	-2.9
Retailing of frozen food products.....		445110-326	3.4	0.4	1.2	1.5	-1.1	0.0
Retailing of alcoholic beverages.....		445110-327	9.3	-1.0	-0.6	-0.8	-1.7	1.1
Retailing of all other food and beverage products.....		445110-328	15.8	0.7	1.9	1.8	1.0	2.8
Retailing of nonfood products.....		445110-33	6.5	1.9	0.4	2.0	-1.7	1.4
Retailing of cleaning and paper products.....		445110-331	7.3	1.9	1.0	5.3	-4.4	4.1
Retailing of health and beauty products.....		445110-332	4.7	4.6	0.1	3.3	-0.1	-4.9
Retailing of all other nonfood products.....		445110-333	7.8	-0.8	0.6	-0.6	-2.2	7.0
Specialty food retailers.....	4452		13.5	0.2	-1.9	-1.0	-0.9	1.0
Specialty food retailers.....	445200		13.5	0.2	-1.9	-1.0	-0.9	1.0
Primary services.....		445200-P	13.5	0.2	-1.9	-1.0	-0.9	1.0
Specialty food retailer services, in-store retailing.....		445200-A	13.5	0.2	-1.9	-1.0	-0.9	1.0
Beer, wine, and liquor retailers.....	4453		3.2	-0.9	2.0	2.0	-1.4	0.3
Beer, wine, and liquor retailers.....	44532		3.2	-0.9	2.0	2.0	-1.4	0.3
Beer, wine, and liquor retailers.....	445320		3.2	-0.9	2.0	2.0	-1.4	0.3
Primary services.....		445320-P	3.2	-0.9	2.0	2.0	-1.4	0.3
Beer, wine, and liquor retailer services, in-store retailing.....		445320-A	3.2	-0.9	2.0	2.0	-1.4	0.3
Retailing of beer, wine, and liquor.....		445320-A1	1.5	-2.3	2.2	2.3	-1.1	0.2
Retailing of all other goods and sales of prepared foods.....		445320-A2	12.6	7.7	0.6	0.1	-3.3	0.9
Furniture, home furnishings, electronics, and appliance retailers.....	449		-	-1.6	0.5	-3.7	-1.4	0.1
Furniture and Home Furnishings Retailers.....	4491		-	0.0	-2.3	0.9	-0.7	-0.5
Furniture retailers.....	44911		1.4	-0.7	-3.9	1.4	-0.4	-0.5
Furniture retailers.....	449110		1.4	-0.7	-3.9	1.4	-0.4	-0.5
Primary services.....		449110-P	1.3	-0.7	-4.0	1.3	-0.3	-0.6
Furniture retailer services, in-store retailing.....		449110-A	1.3	-0.7	-4.0	1.3	-0.3	-0.6
Other receipts.....		449110-SM	-	-1.9	-1.6	3.1	-2.5	-0.1
Floor covering retailers.....	44912		5.2	2.1	2.4	-0.6	-1.8	-0.5
Floor covering retailers.....	449121		5.2	2.1	2.4	-0.6	-1.8	-0.5
Primary services.....		449121-P	5.2	2.1	2.4	-0.6	-1.8	-0.5
Floor covering retailer services, in-store retailing.....		449121-A	5.2	2.1	2.4	-0.6	-1.8	-0.5

See footnotes at end of table.

Table 12. Producer price index percentage changes for the net output of selected industries and their products, not seasonally adjusted — Continued
 [June 2023]

Title ¹	Industry code	Product code	Unadjusted 12-month percent change ²	Unadjusted 1-month percent change ²				
				June 2022 to June 2023 ^P	Jan. to Feb.	Feb. to Mar. ^P	Mar. to Apr. ^P	Apr. to May ^P
Electronics and appliance retailers.	4492		-12.2	-4.2	5.4	-11.3	-2.6	1.4
Electronics and appliance retailers.	44921		-12.2	-4.2	5.4	-11.3	-2.6	1.4
Electronics and appliance retailers.	449210		-12.3	-4.2	5.4	-11.3	-2.6	1.4
Primary products.		449210-P	-12.2	-4.2	5.4	-11.3	-2.6	1.4
Electronics and appliance retailers services, in-store retailing.		449210-A	-5.9	-8.3	3.1	0.0	-3.7	2.3
Retailing of entertainment and communication products.		449210-A1	-14.4	-17.4	1.9	1.6	-6.2	0.6
Retailing of computers, hardware, software, and supplies.		449210-A2	-7.7	-1.1	-2.7	0.4	2.5	0.9
Retailing of major household appliances.		449210-A3	-1.7	0.3	-0.7	1.9	2.1	0.3
Retailing of all other goods.		449210-A4	-2.4	-5.2	13.9	-2.4	-8.9	6.7
Electronic and appliance retailers services, online retailing.		449210-B	-	2.9	8.8	-28.2	-0.4	-0.5
General merchandise retailers.	455		5.8	-1.5	2.6	-0.3	1.0	-0.8
Department stores.	4551		15.4	-0.5	12.0	-4.5	3.7	-3.1
Department stores.	45511		15.4	-0.5	12.0	-4.5	3.7	-3.1
Department stores.	455110		15.4	-0.5	12.0	-4.5	3.7	-3.1
Primary services.		455110-P	15.4	-0.5	12.0	-4.5	3.7	-3.1
Department store services, in-store retailing.		455110-A	10.9	-0.9	3.2	-1.5	4.1	-2.9
Department store services, online retailing.		455110-B	-	0.2	31.3	-9.7	3.0	-3.7
Other general merchandise retailers.	4552		4.3	-1.7	1.2	0.5	0.5	-0.4
Other general merchandise retailers.	45521		4.3	-1.7	1.2	0.5	0.5	-0.4
Warehouse clubs, supercenters, and other general merchandise retailers.	455210		4.3	-1.7	1.2	0.5	0.5	-0.4
Primary services.		455210-P	3.6	-1.7	1.2	0.5	0.5	-0.4
Warehouse clubs, supercenters, and other general merch. retailer services, in-store retailing.		455210-A	10.9	4.3	2.2	0.9	1.0	-0.8
Warehouse clubs and supercenters.		455210-A1	10.1	4.9	2.5	1.0	1.0	-0.9
All other general merchandise stores.		455210-A2	10.4	-0.9	-0.3	0.1	0.1	-0.2
Health and personal care retailers.	456		0.2	-1.6	1.0	1.5	-0.5	0.2
Health and personal care retailers.	4561		0.2	-1.6	1.0	1.5	-0.5	0.2
Pharmacies and drug retailers.	45611		-0.7	-2.0	1.4	1.9	-0.4	0.2
Pharmacies and drug retailers.	456110		-0.7	-2.0	1.4	1.9	-0.4	0.2
Primary services.		456110-P	-0.7	-2.0	1.4	1.9	-0.4	0.2
Pharmacy and drug retailer services, in-store retailing.		456110-A	-1.8	-3.3	3.1	1.3	-0.7	0.3
Retailing of prescription drugs.		456110-A1	-3.2	-4.3	2.8	1.5	-1.2	0.1
Retailing of over-the-counter drugs and all other goods.		456110-A2	2.5	0.0	4.2	0.5	0.8	0.7
Retailing of over-the-counter drugs.		456110-A21	13.3	0.7	14.4	-0.3	1.2	0.0
Retailing of all other goods.		456110-A22	-0.8	-0.3	1.1	0.8	0.7	1.0
Optical goods retailers.	45613		-3.6	0.0	0.0	-2.8	0.3	0.0
Optical goods retailers.	456130		-3.6	0.0	0.0	-2.7	0.2	0.0
Primary services.		456130-P	-3.9	0.0	0.0	-2.8	0.3	0.0
Optical goods retailer services, in-store retailing.		456130-A	-3.9	0.0	0.0	-2.8	0.3	0.0
Food (health) supplement retailers.	456191		5.7	4.5	-4.2	0.5	-4.2	2.2
Primary services.		456191-P	5.7	4.5	-4.2	0.5	-4.2	2.2
Food (health) supplement store services, in-store retailing.		456191-A	5.7	4.5	-4.2	0.5	-4.2	2.2
Gasoline Stations and Fuel Dealers.	457		-	-0.2	-8.1	-0.7	9.6	-0.7
Gasoline stations.	4571		5.2	-1.5	-9.4	0.3	9.7	0.1
Gasoline stations.	45710		5.2	-1.5	-9.4	0.3	9.7	0.1
Gasoline stations.	457100		5.3	-1.5	-9.4	0.3	9.7	0.1
Primary products.		457100-P	7.4	-1.0	-9.6	0.2	9.9	0.1
Gasoline station services.		457100-1	7.4	-1.0	-9.6	0.2	9.9	0.1
Retailing of automotive fuels and lubricants.		457100-11	8.0	-2.5	-15.0	0.4	12.9	-1.8
Retailing of all other goods, sales of prepared foods, and repair services.		457100-12	6.4	2.6	3.1	-0.2	4.1	4.1
Fuel dealers.	4572		28.7	7.9	-0.5	-5.8	9.5	-5.3
Fuel dealers.	45721		28.7	7.9	-0.5	-5.8	9.5	-5.3
Fuel dealers.	457210		28.7	7.9	-0.5	-5.8	9.5	-5.3
Primary services.		457210-P	28.8	8.0	-0.5	-5.8	9.7	-5.4
Fuel dealer services.		457210-1	28.8	8.0	-0.5	-5.8	9.7	-5.4
Clothing and clothing accessories retailers.	458		4.4	10.4	0.2	-5.4	1.0	-2.0
Clothing retailers.	4581		3.8	10.1	1.5	-6.1	1.9	-3.3

See footnotes at end of table.

Table 12. Producer price index percentage changes for the net output of selected industries and their products, not seasonally adjusted — Continued
 [June 2023]

Title ¹	Industry code	Product code	Unadjusted 12-month percent change ²	Unadjusted 1-month percent change ²				
				June 2022 to June 2023 ^P	Jan. to Feb.	Feb. to Mar. ^P	Mar. to Apr. ^P	Apr. to May ^P
Clothing retailers.....	45811		3.8	10.1	1.5	-6.1	1.9	-3.3
Clothing and clothing accessories retailers.....	458110		3.8	10.1	1.5	-6.1	1.9	-3.3
Primary services.....		458110-P	3.8	10.1	1.5	-6.1	1.9	-3.3
Clothing and clothing accessories retailer services, in-store retailing.....		458110-A	1.2	7.3	1.5	-5.6	1.5	-3.1
Retailing of apparel.....		458110-A1	-1.3	9.3	-1.3	-4.5	2.7	-4.0
Retailing of men's apparel.....		458110-A11	-1.1	9.2	2.3	-5.9	1.7	-2.0
Retailing of women's apparel.....		458110-A12	-1.1	8.3	-3.0	-3.6	3.8	-5.3
Retailing of children's apparel.....		458110-A13	-3.4	15.0	-0.4	-5.3	-0.9	-2.4
Retailing of all other goods.....		458110-A2	14.6	1.9	9.0	-8.5	-1.4	-0.7
Clothing and clothing accessories retailer services, online retailing.....		458110-B	-	-	1.6	-	-	-
Shoe retailers.....	4582		4.9	21.0	-3.4	-7.1	-1.4	0.2
Shoe retailers.....	45821		4.9	21.0	-3.4	-7.1	-1.4	0.2
Shoe retailers.....	458210		4.9	21.0	-3.4	-7.1	-1.4	0.2
Primary services.....		458210-P	4.9	21.0	-3.4	-7.1	-1.4	0.2
Shoe retailer services, in-store retailing.....		458210-A	4.9	21.0	-3.4	-7.1	-1.4	0.2
Jewelry retailers.....	4583		3.3	0.8	-0.4	-0.6	0.3	0.0
Jewelry retailers.....	45831		3.3	0.8	-0.4	-0.6	0.3	0.0
Jewelry retailers.....	458310		3.3	0.8	-0.4	-0.6	0.3	0.0
Primary services.....		458310-P	3.3	0.8	-0.4	-0.6	0.3	0.0
Jewelry retailer services, in-store retailing.....		458310-A	6.5	1.0	-0.5	-0.7	0.4	2.6
Sporting goods and hobby retailers.....	4591		2.1	0.3	0.3	1.9	4.3	-4.5
Sporting goods retailers.....	45911		2.8	0.3	0.5	2.6	5.9	-6.0
Sporting goods retailers.....	459110		2.8	0.3	0.5	2.6	5.9	-6.0
Primary services.....		459110-P	2.9	0.3	0.5	2.7	6.0	-6.1
Sporting goods store services, in-store retailing.....		459110-A	2.8	0.2	0.7	3.6	8.1	-8.0
Retailing of sporting goods.....		459110-A1	4.2	3.9	-2.8	-0.4	4.0	-5.8
Hobby, toy, and game retailers.....	45912		-0.1	0.4	-0.2	0.0	0.0	-0.4
Hobby, toy, and game retailers.....	459120		-0.1	0.4	-0.2	0.0	0.0	-0.4
Primary services.....		459120-P	-0.1	0.4	-0.2	0.0	0.0	-0.4
Hobby, toy, and game store services, in-store retailing.....		459120-A	0.0	0.0	0.0	-0.1	0.0	0.0
Retailing of hobby and craft goods, toys, and games (including video games).....		459120-A1	0.0	0.0	0.0	-0.1	0.0	0.0
Retailing of all other goods.....		459120-A2	0.0	0.0	0.0	0.0	0.0	0.0
Book retailers and news dealers.....	4592		1.7	-2.7	2.2	-0.5	0.8	-0.2
Book retailers and news dealers.....	45921		1.7	-2.7	2.2	-0.5	0.8	-0.2
Book retailers and news dealers.....	459210		1.7	-2.7	2.2	-0.5	0.8	-0.2
Primary services.....		459210-P	1.7	-2.7	2.2	-0.5	0.8	-0.2
Book retailer and news dealer services, in-store retailing.....		459210-A	3.1	-3.7	2.9	-0.6	1.0	-0.3
Retailing of books.....		459210-A1	5.0	-4.9	3.8	0.2	1.1	0.0
Retailing of all other goods.....		459210-A2	-1.9	-0.5	1.0	-2.5	0.8	-1.1
Office supplies, stationery, and gift retailers.....	4594		-0.8	0.3	-0.1	3.2	-3.0	-3.9
Office supplies, stationery, and gift retailers.....	45940		-0.8	0.3	-0.1	3.2	-3.0	-3.9
Office supplies, stationery, and gift retailers.....	459400		-0.8	0.4	-0.1	3.2	-3.0	-3.9
Primary services.....		459400-P	-0.8	0.4	-0.1	3.2	-3.0	-3.9
Office supplies, stationery, and gift retailer services, in-store retailing.....		459400-A	7.9	0.6	-0.2	5.3	0.2	-1.0
Air transportation.....	481		-2.6	-2.3	3.4	0.0	-3.0	3.5
Scheduled air transportation.....	4811		-3.0	-2.6	3.8	-0.1	-3.4	3.8
Scheduled air transportation.....	48111		-3.0	-2.6	3.8	-0.1	-3.4	3.8
Scheduled passenger air transportation.....	481111		-2.7	-2.9	4.1	-0.1	-3.4	4.1
Primary services.....		481111-P	-2.7	-2.9	4.1	-0.1	-3.4	4.1
Domestic.....		481111-1	-2.0	0.9	4.3	0.4	-2.3	1.8
Domestic first class, including business.....		481111-101	-9.1	4.5	3.8	1.0	-2.3	-4.4
Domestic coach.....		481111-102	-1.3	0.6	4.4	0.3	-2.3	2.4
International.....		481111-2	-4.5	-11.4	3.7	-1.2	-6.5	10.5
International first class, including business.....		481111-201	23.0	0.2	4.1	-3.3	-10.7	9.6
International coach.....		481111-202	-7.0	-12.6	3.6	-0.9	-6.0	10.6
Scheduled freight air transportation.....	481112		-10.5	4.0	-4.6	-2.2	-1.0	-4.1
Primary services.....		481112-P	-18.3	1.5	-3.4	-0.8	-0.6	-4.8

See footnotes at end of table.

Table 12. Producer price index percentage changes for the net output of selected industries and their products, not seasonally adjusted — Continued
[June 2023]

Title ¹	Industry code	Product code	Unadjusted 12-month percent change ²	Unadjusted 1-month percent change ²				
			June 2022 to June 2023 ^P	Jan. to Feb.	Feb. to Mar. ^P	Mar. to Apr. ^P	Apr. to May ^P	May to June ^P
Scheduled freight air transportation - Continued								
Scheduled freight air transportation services.....		481112-1	-18.9	1.6	-3.2	-1.1	-0.9	-4.8
Domestic scheduled freight air transportation services.....		481112-101	-4.4	3.4	-2.7	0.5	-1.7	-3.3
International scheduled freight air transportation services.....		481112-102	-28.7	0.2	-3.6	-2.4	-0.2	-5.9
Scheduled mail air transportation services.....		481112-2	-2.6	0.0	-7.0	5.4	3.7	-4.2
Nonscheduled air transportation.....	4812		1.1	0.5	-0.3	1.0	0.1	0.1
Nonscheduled air transportation.....	48121		1.1	0.5	-0.3	1.0	0.1	0.1
Nonscheduled air passenger chartering.....	481211		4.9	0.7	0.5	1.1	0.1	0.1
Primary services.....		481211-P	5.5	0.7	0.5	1.2	0.1	0.1
Domestic nonscheduled air passenger services.....		481211-1	5.2	0.9	0.4	0.2	0.2	0.1
International nonscheduled air passenger services.....		481211-2	6.5	0.0	0.6	5.9	0.0	0.0
Nonscheduled air freight chartering.....	481212		-6.8	0.0	-2.4	0.7	0.0	0.0
Primary services.....		481212-P	-7.1	0.0	-2.5	0.7	0.0	0.0
Domestic nonscheduled air freight services.....		481212-1	3.5	0.0	0.0	0.0	0.0	0.0
International nonscheduled air freight services.....		481212-2	-10.0	0.0	-7.2	2.2	0.0	0.0
Rail transportation.....	482		-0.4	-0.9	-0.2	-0.2	-0.9	-0.3
Rail transportation.....	4821		-0.4	-0.9	-0.2	-0.2	-0.9	-0.3
Rail transportation.....	48211		-0.4	-0.9	-0.2	-0.2	-0.9	-0.3
Line-haul railroads.....	482111		-0.4	-0.9	-0.2	-0.2	-0.9	-0.3
Primary services.....		482111-P	-0.4	-0.9	-0.2	-0.2	-0.9	-0.3
Freight rail transportation.....		482111-4	-0.4	-0.9	-0.2	-0.2	-0.9	-0.4
Carload freight rail transportation.....		482111-411	3.1	-0.8	-0.2	0.3	-0.1	-0.1
Intermodal freight rail transportation.....		482111-412	-12.7	-1.5	-0.3	-2.0	-4.1	-1.5
Passenger rail transportation.....		482111-5	-0.1	0.0	0.0	0.0	0.0	0.0
Coach service class.....		482111-506	-0.2	0.0	0.0	0.0	0.0	0.0
All other service classes.....		482111-507	0.0	0.0	0.0	0.0	0.0	0.0
Water transportation.....	483		3.0	1.2	-2.0	-0.2	0.5	0.5
Deep sea freight transportation.....	483111		0.1	3.2	-2.9	-1.1	0.0	0.4
Primary services.....		483111-P	0.1	3.2	-2.9	-1.1	0.0	0.4
Deep sea freight transportation services.....		483111-5	0.1	3.2	-2.9	-1.1	0.0	0.4
Coastal and Great Lakes freight transport.....	483113		3.5	-0.5	-1.7	1.0	-1.6	0.6
Primary services.....		483113-P	3.0	-0.5	-1.6	1.0	-1.7	0.7
Coastal and intercoastal freight transportation.....		483113-1	5.5	-0.6	-2.0	1.7	-1.8	1.4
Great Lakes - St. Lawrence Seaway freight transportation.....		483113-2	-7.8	-0.5	-0.2	-0.9	-2.6	0.1
Coastal and intercoastal towing transportation.....		483113-3	2.2	-0.3	-1.3	0.0	-0.7	-1.0
Inland water transportation.....	4832		11.4	0.3	0.1	-0.6	10.2	0.5
Inland water transportation.....	48321		11.4	0.3	0.1	-0.6	10.2	0.5
Inland water freight transportation.....	483211		11.4	0.3	0.1	-0.6	10.2	0.5
Primary services.....		483211-P	11.6	0.3	0.0	-0.7	10.4	0.5
Inland water freight transportation services.....		483211-3	11.6	0.3	0.0	-0.7	10.4	0.5
Truck transportation.....	484		-8.5	1.2	0.7	-4.5	1.6	-1.8
General freight trucking.....	4841		-10.2	1.7	1.1	-5.5	2.0	-2.3
General freight trucking, local.....	48411		-11.6	-0.5	-4.2	0.7	-3.4	-0.5
General freight trucking, local.....	484110		-11.6	-0.5	-4.2	0.7	-3.4	-0.5
Primary services.....		484110-P	-17.6	-1.1	-6.8	0.1	-4.9	-1.0
General freight trucking services, local.....		484110-1	-17.6	-1.1	-6.8	0.1	-4.9	-1.0
General freight trucking, local, truckload.....		484110-15	-24.4	-0.2	-9.3	-0.2	-10.2	0.0
General freight trucking, local, less than truckload.....		484110-16	-0.1	-3.1	-0.5	0.7	6.7	-2.9
Other receipts.....		484110-SM	-	0.3	-1.2	1.3	-1.7	-
General freight trucking, long-distance.....	48412		-9.8	2.3	2.6	-7.1	3.5	-2.8
General freight trucking, long-distance TL.....	484121		-8.7	3.9	4.0	-8.8	4.3	-3.4
Primary services.....		484121-P	-24.7	-3.2	-2.8	-2.9	-3.3	-4.3
General freight trucking, long-distance, truckload.....		484121-2	-24.7	-3.2	-2.8	-2.9	-3.3	-4.3
General freight trucking, long-distance LTL.....	484122		-11.5	-1.8	-1.3	-2.2	1.5	-1.0
Primary services.....		484122-P	-11.5	-1.8	-1.3	-2.2	1.5	-1.0
General freight trucking, long-distance less than truckload.....		484122-1	-11.5	-1.8	-1.3	-2.2	1.5	-1.0
Specialized freight trucking.....	4842		-3.0	-0.3	-0.7	-1.2	0.5	0.0

See footnotes at end of table.

Table 12. Producer price index percentage changes for the net output of selected industries and their products, not seasonally adjusted — Continued
 [June 2023]

Title ¹	Industry code	Product code	Unadjusted 12-month percent change ²	Unadjusted 1-month percent change ²				
			June 2022 to June 2023 ^P	Jan. to Feb.	Feb. to Mar. ^P	Mar. to Apr. ^P	Apr. to May ^P	May to June ^P
Used household and office goods moving.....	48421		-2.0	-1.3	-0.9	-0.7	3.1	4.0
Used household and office goods moving.....	484210		-2.0	-1.3	-0.9	-0.7	3.1	4.0
Primary services.....		484210-P	-2.0	-1.3	-0.9	-0.7	3.1	4.0
Used household and office goods moving, except local.....		484210-2	-3.4	-2.0	-1.3	-1.0	2.4	6.2
Residential moving services, except local.....		484210-21	-3.9	-2.0	-1.6	-0.9	2.9	7.2
Commercial and other goods moving services, except local.....		484210-22	-5.9	-2.1	0.0	-1.6	-0.9	-0.6
Used household and office goods moving, local.....		484210-4	0.9	0.0	0.0	0.0	4.3	0.0
Residential moving services, local.....		484210-41	0.6	0.0	0.0	0.0	5.0	0.0
Commercial and other goods moving services, local.....		484210-42	1.1	0.0	0.0	0.0	0.6	0.0
Specialized freight (except used) trucking, local.....	48422		0.1	0.0	-0.1	-0.2	-0.6	-0.2
Specialized freight (except used goods) trucking, local.....	484220		0.1	0.0	-0.1	-0.2	-0.6	-0.2
Primary services.....		484220-P	-0.1	0.0	-0.2	-0.2	-0.7	-0.2
Specialized freight (except used goods) trucking, local.....		484220-6	-0.1	0.0	-0.2	-0.2	-0.7	-0.2
Local hazardous materials trucking (except waste).....		484220-601	-9.8	-0.7	-1.0	-1.3	0.0	-1.0
Local agricultural products trucking without storage.....		484220-602	-4.3	0.0	0.0	0.0	-5.3	0.0
Dump trucking.....		484220-603	4.6	0.3	0.0	0.0	0.0	0.0
Local specialized trucking without storage.....		484220-604	0.7	0.0	-0.1	0.0	0.0	-0.3
Specialized freight (except used) trucking, long-distance.....	48423		-6.4	-0.2	-1.3	-2.6	0.6	-1.4
Specialized freight (except used goods) trucking, long-distance.....	484230		-6.4	-0.2	-1.3	-2.6	0.6	-1.4
Primary services.....		484230-P	-7.0	-0.3	-1.3	-2.9	0.8	-1.6
Specialized freight (except used goods) trucking, long-distance.....		484230-6	-7.0	-0.3	-1.3	-2.9	0.8	-1.6
Agricultural products trucking, long-distance.....		484230-602	-6.0	-0.9	-0.6	-1.2	-1.3	-1.8
All other specialized trucking, long-distance.....		484230-603	-7.2	-0.2	-1.4	-3.2	1.1	-1.5
Pipeline Transportation.....	486		6.0	1.2	0.0	-1.0	0.2	-1.2
Pipeline transportation of crude oil.....	4861		5.3	0.0	0.0	-3.2	0.0	0.0
Pipeline transportation of crude oil.....	48611		5.3	0.0	0.0	-3.2	0.0	0.0
Pipeline transportation of crude oil.....	486110		5.3	0.0	0.0	-3.2	0.0	0.0
Primary services.....		486110-P	5.1	0.0	0.0	-3.4	0.0	0.0
Pipeline transportation of crude oil.....		486110-3	5.1	0.0	0.0	-3.4	0.0	0.0
Trans-Alaskan Pipeline System transportation.....		486110-311	-8.5	0.0	0.0	0.0	0.0	0.0
Pipeline transportation of crude petroleum, except on the Trans-Alaskan Pipeline System.....		486110-312	6.1	0.0	0.0	-3.6	0.0	0.0
Pipeline transportation of natural gas.....	4862		3.0	2.1	0.0	-0.6	0.4	-2.1
Pipeline transportation of natural gas.....	48621		3.0	2.1	0.0	-0.6	0.4	-2.1
Pipeline transportation of natural gas.....	486210		3.0	2.1	0.0	-0.6	0.4	-2.1
Primary services.....		486210-P	3.0	2.1	0.0	-0.6	0.4	-2.1
Pipeline transportation of natural gas services.....		486210-1	3.0	2.1	0.0	-0.6	0.4	-2.1
Other pipeline transportation.....	4869		8.1	0.1	0.0	0.0	0.0	0.0
Pipeline transportation of refined petroleum products.....	48691		8.1	0.1	0.0	0.0	0.0	0.0
Refined petroleum product pipeline transport.....	486910		8.1	0.1	0.0	0.0	0.0	0.0
Primary services.....		486910-P	8.1	0.1	0.0	0.0	0.0	0.0
Pipeline transportation of refined petroleum products.....		486910-1	8.1	0.1	0.0	0.0	0.0	0.0
Transportation support activities.....	488		-8.8	-0.4	-1.9	-1.2	-0.3	0.8
Air transportation support activities.....	4881		2.8	1.3	0.8	0.0	0.0	-0.1
Airport operations.....	48811		2.9	0.6	1.7	0.1	0.2	-0.2
Other airport operations.....	488119		2.9	0.6	1.7	0.1	0.2	-0.2
Primary services.....		488119-P	2.9	0.6	1.7	0.1	0.2	-0.2
Aeronautical services.....		488119-5	2.9	0.0	1.3	-0.4	-0.2	0.0
Landing fees.....		488119-501	3.2	-0.8	3.5	-0.9	0.0	0.1
Terminal rental.....		488119-502	6.2	0.5	0.4	-0.2	-0.3	0.0
Other aeronautical services.....		488119-503	-2.4	0.0	0.0	0.0	0.0	0.0
Non-aeronautical services.....		488119-6	2.0	1.4	2.1	0.7	0.5	-0.5
Airport parking.....		488119-601	9.6	-0.1	0.9	0.0	0.0	0.8
Lease space for rental cars.....		488119-602	-14.4	2.2	4.7	2.8	1.8	-3.9
Lease space for concessions.....		488119-603	4.8	2.3	5.7	0.8	0.8	-0.9
Other non-aeronautical services.....		488119-604	6.2	3.0	0.0	0.0	0.0	0.8
Other air transportation support activities.....	48819		2.5	2.2	-0.6	-0.2	-0.2	0.0
Other support activities for air transport.....	488190		2.5	2.2	-0.6	-0.2	-0.2	0.0

See footnotes at end of table.

Table 12. Producer price index percentage changes for the net output of selected industries and their products, not seasonally adjusted — Continued
 [June 2023]

Title ¹	Industry code	Product code	Unadjusted 12-month percent change ²	Unadjusted 1-month percent change ²				
				June 2022 to June 2023 ^P	Jan. to Feb.	Feb. to Mar. ^P	Mar. to Apr. ^P	Apr. to May ^P
Other support activities for air transport. - Continued								
Primary services.....		488190-P	2.8	2.3	-0.4	-0.2	-0.1	0.0
Other air transportation support activities.....		488190-5	2.8	2.3	-0.4	-0.2	-0.1	0.0
Water transportation support activities.....	4883		2.8	0.1	-0.4	-0.1	1.0	-0.1
Port and harbor operations.....	48831		4.9	1.4	-0.9	-0.5	0.9	0.0
Port and harbor operations.....	488310		4.9	1.4	-0.9	-0.5	0.9	0.0
Primary services.....		488310-P	5.1	1.6	-1.0	-0.6	1.1	0.0
Port and harbor services.....		488310-1	5.1	1.6	-1.0	-0.6	1.1	0.0
Marine cargo handling.....	48832		-1.0	-1.8	0.0	0.0	0.1	0.0
Marine cargo handling.....	488320		-1.0	-1.8	0.0	0.0	0.1	0.0
Primary services.....		488320-P	-1.0	-1.8	0.0	0.0	0.1	0.0
Movement of containers.....		488320-8	-1.2	-2.0	0.0	0.0	0.0	0.0
Other marine cargo handling.....		488320-9	0.2	0.1	0.0	0.1	0.6	0.2
Navigational services to shipping.....	48833		9.1	2.5	-0.8	0.0	2.8	-0.3
Navigational services to shipping.....	488330		9.1	2.5	-0.8	0.0	2.8	-0.3
Primary services.....		488330-P	9.7	2.7	-0.8	-0.1	3.0	-0.3
Navigational services to shipping and salvage.....		488330-1	9.7	2.7	-0.8	-0.1	3.0	-0.3
Freight transportation arrangement.....	4885		-19.1	-1.6	-4.1	-2.3	-1.0	1.8
Freight transportation arrangement.....	48851		-19.1	-1.6	-4.1	-2.3	-1.0	1.8
Freight transportation arrangement.....	488510		-19.1	-1.6	-4.1	-2.3	-1.0	1.8
Primary services.....		488510-P	-19.8	-1.7	-4.4	-2.5	-1.1	1.9
Freight forwarding.....		488510-1	-1.8	-0.1	-0.2	0.5	0.0	0.0
Arrangement of freight and cargo n.e.c.....		488510-2	-30.6	-2.8	-7.6	-4.9	-2.0	3.5
U.S. Postal Service.....	491		10.0	0.0	0.0	0.0	0.0	0.0
U.S. Postal Service.....	4911		10.0	0.0	0.0	0.0	0.0	0.0
U.S. Postal Service.....	49111		10.0	0.0	0.0	0.0	0.0	0.0
U.S. Postal Service.....	491110		10.0	0.0	0.0	0.0	0.0	0.0
Primary services.....		491110-P	10.0	0.0	0.0	0.0	0.0	0.0
Mailing services (market dominant services).....		491110-7	11.0	0.0	0.0	0.0	0.0	0.0
First class mail.....		491110-71	10.1	0.0	0.0	0.0	0.0	0.0
Retail letters.....		491110-711	8.9	0.0	0.0	0.0	0.0	0.0
Commercial letters.....		491110-712	10.2	0.0	0.0	0.0	0.0	0.0
Retail and commercial flats.....		491110-713	13.9	0.0	0.0	0.0	0.0	0.0
Other first class mail and fees.....		491110-714	11.3	0.0	0.0	0.0	0.0	0.0
Periodicals mail.....		491110-72	12.3	0.0	0.0	0.0	0.0	0.0
Outside county.....		491110-721	12.3	0.0	0.0	0.0	0.0	0.0
Other periodicals mail and fees.....		491110-722	12.0	0.0	0.0	0.0	0.0	0.0
Standard class mail.....		491110-73	12.1	0.0	0.0	0.0	0.0	0.0
High density and saturation flats and parcels.....		491110-731	11.0	0.0	0.0	0.0	0.0	0.0
Carrier route basic mail.....		491110-732	16.2	0.0	0.0	0.0	0.0	0.0
Bulk letters.....		491110-733	9.3	0.0	0.0	0.0	0.0	0.0
Bulk flats.....		491110-734	13.5	0.0	0.0	0.0	0.0	0.0
Other standard mail and fees.....		491110-735	23.2	0.0	0.0	0.0	0.0	0.0
Package services mail.....		491110-74	11.9	0.0	0.0	0.0	0.0	0.0
Special services and fees.....		491110-75	11.6	0.0	0.0	0.0	0.0	0.0
Shipping services (competitive services).....		491110-8	7.1	0.0	0.0	0.0	0.0	0.0
Domestic priority mail.....		491110-81	5.5	0.0	0.0	0.0	0.0	0.0
Other shipping services and shipping special services & fees.....		491110-82	7.7	0.0	0.0	0.0	0.0	0.0
Couriers and messengers.....	492		3.4	-0.1	-0.2	-0.6	-0.7	-0.2
Couriers and express delivery services.....	4921		3.5	-0.1	-0.3	-0.6	-0.7	-0.2
Couriers and express delivery services.....	49211		3.5	-0.1	-0.3	-0.6	-0.7	-0.2
Couriers and express delivery services.....	492110		3.5	-0.1	-0.3	-0.6	-0.7	-0.2
Primary services.....		492110-P	3.4	-0.1	-0.3	-0.6	-0.7	-0.2
Standard courier services.....		492110-1	5.7	-0.1	-0.2	-0.2	-0.1	-0.3
Expedited courier services.....		492110-2	-0.8	-0.1	-0.4	-1.4	-1.9	-0.2
Domestic expedited courier services.....		492110-201	-0.4	-0.1	-0.4	-1.4	-1.9	-0.2
International expedited courier services.....		492110-202	-1.6	-0.1	-0.4	-1.4	-1.9	-0.2
Local messengers and local delivery.....	4922		3.3	0.0	0.0	0.0	0.0	0.0

See footnotes at end of table.

Table 12. Producer price index percentage changes for the net output of selected industries and their products, not seasonally adjusted — Continued
 [June 2023]

Title ¹	Industry code	Product code	Unadjusted 12-month percent change ²	Unadjusted 1-month percent change ²				
				June 2022 to June 2023 ^P	Jan. to Feb.	Feb. to Mar. ^P	Mar. to Apr. ^P	Apr. to May ^P
Local messengers and local delivery.....	49221		3.3	0.0	0.0	0.0	0.0	0.0
Local messengers and local delivery.....	492210		3.3	0.0	0.0	0.0	0.0	0.0
Primary services.....		492210-P	3.3	0.0	0.0	0.0	0.0	0.0
Local messengers and local delivery services.....		492210-1	3.3	0.0	0.0	0.0	0.0	0.0
Warehousing and storage.....	493		6.2	3.8	-0.4	0.0	-5.0	-1.9
Warehousing and storage.....	4931		6.2	3.8	-0.4	0.0	-5.0	-1.9
General warehousing and storage.....	49311		7.4	4.2	-0.2	-0.1	-6.3	-2.6
General warehousing and storage.....	493110		7.4	4.2	-0.2	-0.1	-6.3	-2.6
Primary services.....		493110-P	7.4	4.2	-0.2	-0.1	-6.3	-2.6
General warehousing and storage services.....		493110-1	7.4	4.2	-0.2	-0.1	-6.3	-2.6
Refrigerated warehousing and storage.....	49312		1.8	2.1	-1.4	0.5	0.8	0.9
Refrigerated warehousing and storage.....	493120		1.8	2.1	-1.4	0.5	0.8	0.9
Primary services.....		493120-P	1.8	2.1	-1.4	0.5	0.8	0.9
Warehousing and storage of refrigerated goods.....		493120-2	1.8	2.1	-1.4	0.5	0.8	0.9
Farm product warehousing and storage.....	49313		4.1	0.0	-0.1	0.1	-0.2	0.0
Farm product warehousing and storage.....	493130		4.1	0.0	-0.1	0.1	-0.2	0.0
Primary services.....		493130-P	4.4	0.0	0.0	0.1	-0.2	0.0
Farm product warehousing and storage services.....		493130-1	4.4	0.0	0.0	0.1	-0.2	0.0
Publishing industries.....	513		-	0.7	0.3	-0.2	0.2	0.5
Newspaper, book, and directory publishers.....	5131		-	0.7	0.6	0.3	0.1	0.2
Newspaper publishers.....	51311		-	0.4	0.0	0.0	0.0	0.0
Newspaper publishers.....	513110		-	0.4	0.0	0.0	0.0	0.0
Primary services.....		513110-P	-	0.4	0.0	0.0	0.0	0.0
Newspaper publishing.....		513110-1	-	0.4	0.0	0.0	0.0	0.0
Newspaper publishing from print publishers.....		513110-11	4.2	0.4	0.0	0.0	0.0	0.0
Newspaper advertising sales.....		513110-111	-1.0	1.1	-0.1	0.0	0.0	0.0
Newspaper advertising sales, print only.....		513110-1111	-1.4	1.3	-0.1	0.0	0.0	0.0
Newspaper advertising sales, digital only and print and digital bundled.....		513110-1112	0.8	0.0	0.0	0.0	0.0	0.0
Newspaper subscription and single copy sales.....		513110-112	10.1	0.0	0.0	0.0	0.0	0.0
Newspaper subscriptions, print only.....		513110-1121	10.9	0.0	0.0	0.0	0.0	0.0
Newspaper subscriptions, online only and print and online bundled.....		513110-1122	2.6	0.3	0.2	0.0	0.1	0.1
Periodical publishers.....	51312		-	0.9	1.4	-0.1	0.2	0.0
Periodical publishers.....	513120		-	0.8	1.4	-0.1	0.2	0.0
Primary services.....		513120-P	-	0.1	0.9	0.0	0.0	0.0
Periodical publishing.....		513120-1	-	0.1	0.9	0.0	0.0	0.0
Periodical publishing from print publishers.....		513120-11	0.3	0.1	0.9	0.0	0.0	0.0
Periodicals, advertising sales.....		513120-111	5.2	0.2	1.5	0.0	0.0	0.0
Specialized business and professional periodicals, advertising sales.....		513120-1111	-	1.1	-	-	-	-
General and consumer periodicals, advertising sales.....		513120-1112	-	0.0	-	-	-	-
Periodicals, subscriptions and single copy sales.....		513120-112	-7.3	0.0	0.2	0.0	0.0	0.0
Specialized business and professional periodicals, subscriptions and single copy sales.....		513120-1121	1.2	0.0	0.0	0.0	0.0	0.0
General and consumer periodicals, subscriptions and single copy sales.....		513120-1122	-10.3	0.0	0.2	0.0	0.0	0.0
Book publishers.....	51313		-	0.3	0.7	0.8	0.4	0.3
Book publishers.....	513130		-	0.3	0.7	0.8	0.4	0.3
Primary services.....		513130-P	-	0.3	0.8	0.9	0.5	0.4
Book publishing from print publishers.....		513130-1	7.2	0.3	0.8	0.9	0.5	0.4
Print book publishing.....		513130-101	7.3	0.3	0.8	0.9	0.5	0.4
General adult and juvenile book publishing.....		513130-1011	5.1	0.2	0.4	0.5	1.8	1.6
General adult book publishing.....		513130-10111	4.2	-0.9	0.3	-0.8	2.5	2.6
Juvenile book publishing.....		513130-10112	6.5	1.4	0.5	1.8	1.0	0.6
Textbook publishing, including teachers' editions and workbooks.....		513130-1012	6.6	0.4	-0.6	1.1	-1.0	0.0
College textbook publishing.....		513130-10121	9.2	1.5	-2.0	4.0	-3.4	-0.1
Elementary and high school textbook publishing.....		513130-10122	5.6	0.0	0.0	0.0	0.0	0.0
Technical, scientific, and professional book publishing.....		513130-1013	10.0	0.0	3.2	1.0	0.0	0.0
General reference book publishing.....		513130-1014	5.4	0.1	-1.0	-0.6	1.5	-0.9
Religious book publishing.....		513130-1015	7.8	3.4	-2.5	5.1	0.9	-0.9
Directory and mailing list publishers.....	51314		-	2.4	0.4	0.4	-0.4	0.6
Directory and mailing list publishers.....	513140		-	2.4	0.4	0.4	-0.4	0.6

See footnotes at end of table.

Table 12. Producer price index percentage changes for the net output of selected industries and their products, not seasonally adjusted — Continued
[June 2023]

Title ¹	Industry code	Product code	Unadjusted 12-month percent change ²	Unadjusted 1-month percent change ²				
				June 2022 to June 2023 ^P	Jan. to Feb.	Feb. to Mar. ^P	Mar. to Apr. ^P	Apr. to May ^P
Directory and mailing list publishers - Continued								
Primary services.....		513140-P	—	2.5	0.4	0.5	-0.4	0.6
Directory and mailing list publishing.....		513140-1	—	2.5	0.4	0.5	-0.4	0.6
Directory and mailing list publishing from print publishers.....		513140-11	9.7	-0.7	0.2	1.5	-3.3	2.7
Directory and mailing list publishing from print - ad sales incl. phone directory listings.....		513140-111	9.7	0.0	0.0	0.0	0.0	0.0
Directory and mailing list publishing from print - subscription, content, and licensing sales.....		513140-112	4.6	-1.2	0.4	2.6	-5.4	4.6
Directory and mailing list publishing from Internet publishers.....		513140-12	—	3.5	0.4	0.1	0.4	0.0
Other publishers.....	51319		—	0.4	0.0	-0.1	0.0	0.6
Greeting card publishers.....	513191		—	-0.1	0.0	-0.1	0.0	0.1
Primary services.....		513191-P	—	-0.1	0.0	-0.1	0.0	0.0
Greeting card publishing.....		513191-1	—	-0.1	0.0	-0.1	0.0	0.0
Greeting card publishing from print publishers.....		513191-101	8.0	-0.1	0.0	-0.1	0.0	0.0
All other publishers.....	513199		—	1.7	0.1	0.1	0.2	2.3
Primary services.....		513199-P	—	0.1	0.1	0.1	0.2	2.7
All other publishing including yearbooks, art prints, patterns, and trading cards.....		513199-1	—	0.1	0.1	0.1	0.2	2.7
All other publishing including yearbooks, art prints, patterns, and trading cards, from print.....		513199-11	5.6	0.1	0.1	0.1	0.2	2.7
Other receipts.....		513199-SM	—	10.2	0.0	0.0	0.0	—
Software publishers.....	5132		2.1	0.8	0.0	-0.6	0.2	0.7
Software publishers.....	51321		2.1	0.8	0.0	-0.6	0.2	0.7
Software publishers.....	513210		2.0	0.8	0.0	-0.5	0.2	0.7
Primary services.....		513210-P	2.3	0.9	0.0	-0.6	0.4	0.8
Software publishing, except games.....		513210-5	2.3	1.2	0.0	-0.7	0.6	0.8
System & application software publishing, excluding maintenance, tech support & games.....		513210-505	2.2	1.4	0.0	-0.3	0.7	0.9
System software publishing.....		513210-50501	4.4	2.8	-0.4	0.0	0.0	1.0
Application software publishing.....		513210-50502	0.3	-0.2	0.5	-0.6	1.5	0.8
Desktop and portable device application software publishing.....		513210-505021	3.7	-2.2	0.0	-2.5	3.1	1.1
Other application software publishing.....		513210-505022	-2.6	1.1	0.8	0.5	0.5	0.5
Software maintenance, technical support, and other services related to software publishing.....		513210-506	3.2	-0.8	-0.1	-4.5	0.2	0.1
Game software publishing.....		513210-7	6.0	-3.4	0.6	0.8	-3.1	1.4
Other receipts.....		513210-SM	—	0.0	0.0	0.0	-1.4	—
Broadcasting, except Internet.....	516		-7.6	-5.3	-2.2	2.2	1.7	-1.8
Radio and television broadcasting.....	5161		-2.8	0.5	0.2	0.1	-0.8	-0.5
Radio broadcasting.....	51611		-6.5	9.6	-1.5	-1.1	4.4	-2.6
Radio broadcasting stations.....	516110		-6.5	9.6	-1.5	-1.1	4.4	-2.6
Primary services.....		516110-P	-6.9	9.8	-1.5	-1.1	4.5	-2.6
Radio station services.....		516110-1	-8.1	9.8	-1.5	-1.1	4.5	-2.6
Radio station advertising sales.....		516110-101	-9.4	12.0	-1.8	-1.3	5.4	-3.1
Radio station advertising sales, local.....		516110-10101	-8.6	10.1	-1.8	-1.3	5.2	-4.0
Radio station advertising sales, national and regional.....		516110-10102	-11.0	17.4	-1.7	-1.4	5.9	-1.0
Other radio station services.....		516110-102	0.0	0.0	0.0	0.0	0.0	0.0
Other receipts.....		516110-SM	0.2	0.0	0.0	0.0	0.0	0.0
Television broadcasting.....	51612		-2.6	-2.1	0.7	0.5	-2.3	0.2
Television broadcasting stations.....	516120		-2.6	-2.1	0.7	0.5	-2.3	0.2
Primary services.....		516120-P	-9.1	-2.0	0.6	0.4	-2.2	0.2
Television station advertising sales.....		516120-3	-14.1	-3.3	1.1	0.7	-3.7	0.4
Other television station broadcasting services.....		516120-4	0.0	0.0	0.0	0.0	0.0	0.0
Other receipts.....		516120-SM	44.9	0.0	0.0	0.0	0.0	-0.5
Cable and other subscription programming.....	5162		-9.9	-7.7	-3.3	3.2	2.8	-2.4
Cable and other subscription programming.....	51621		-9.9	-7.7	-3.3	3.2	2.8	-2.4
Media streaming dist svcs, social networks, and other media networks and content providers.....	516210		-9.9	-7.7	-3.3	3.2	2.7	-2.4
Primary services.....		516210-P	-9.8	-7.6	-3.3	3.2	3.1	-2.6
Cable networks.....		516210-1	-13.9	-10.6	-3.6	4.9	2.1	-3.3
Cable network advertising services.....		516210-11	-17.6	-11.9	-4.1	5.6	2.1	-3.8
Cable network programming services.....		516210-12	5.8	0.0	0.0	0.0	1.9	0.0
Radio network and national syndication services.....		516210-3	-1.7	-4.3	-8.0	-0.1	15.9	-3.4

See footnotes at end of table.

Table 12. Producer price index percentage changes for the net output of selected industries and their products, not seasonally adjusted — Continued
 [June 2023]

Title ¹	Industry code	Product code	Unadjusted 12-month percent change ²	Unadjusted 1-month percent change ²				
				June 2022 to June 2023 ^P	Jan. to Feb.	Feb. to Mar. ^P	Mar. to Apr. ^P	Apr. to May ^P
Telecommunications.....	517		4.7	0.0	0.6	0.2	-0.4	0.2
Wired and wireless telecommunications carriers.....	5173		4.7	0.0	0.6	0.2	-0.4	0.2
Wired and wireless telecommunications carriers.....	51731		4.7	0.0	0.6	0.2	-0.4	0.2
Wired telecommunications carriers.....	517311		7.0	0.1	1.0	0.3	-0.7	0.4
Primary products.....		517311-P	7.0	0.1	1.0	0.3	-0.7	0.4
Local telephone service, except private lines.....		517311-1	4.2	0.4	1.3	0.7	0.4	-0.1
Residence local telephone service.....		517311-111	5.5	0.3	0.7	0.7	0.7	0.0
Business and other local telephone service.....		517311-112	1.9	0.6	2.6	0.6	-0.3	-0.4
Public switched toll service.....		517311-2	6.6	0.2	-1.0	1.9	0.9	-0.8
Residence switched toll service.....		517311-21	11.2	0.2	0.0	2.3	2.7	0.3
Business switched toll and other toll service.....		517311-22	2.3	0.2	-1.9	1.6	-0.8	-1.9
Private line telephone service.....		517311-3	4.1	2.1	0.0	0.2	0.7	0.0
All-distance telephone service.....		517311-4	2.1	0.3	0.0	0.7	-0.5	1.4
Residential all-distance telephone service.....		517311-401	6.8	0.1	0.0	0.8	0.7	4.3
Business all-distance telephone service.....		517311-402	-2.1	0.5	0.0	0.5	-1.6	-1.3
Video programming distribution.....		517311-5	10.9	0.5	1.8	0.6	0.0	1.6
Video programming subscriber services.....		517311-501	12.6	1.4	1.9	0.6	0.0	1.8
Advertising services.....		517311-502	-10.2	-10.2	0.0	0.0	0.0	0.0
Internet access services.....		517311-6	0.4	0.3	0.8	-0.1	-1.1	0.3
Residential Internet access services.....		517311-601	1.0	0.2	0.0	-0.2	-0.2	0.0
Business Internet access services.....		517311-602	0.5	0.4	2.9	0.1	-3.2	1.1
Bundled access services.....		517311-7	9.0	-0.4	1.3	0.0	-1.6	0.2
Other wired telecommunications services.....		517311-9	-0.3	0.0	0.0	0.0	0.0	0.0
Wireless telecommunications carriers.....	517312		1.0	-0.1	0.0	0.0	0.0	0.0
Primary services.....		517312-P	1.0	-0.1	0.0	0.0	0.0	0.0
Wireless telecommunications services.....		517312-1	1.0	-0.1	0.0	0.0	0.0	0.0
Data processing and related services.....	5182		1.1	0.3	0.2	0.0	0.1	0.2
Data processing and related services.....	51821		1.1	0.3	0.2	0.0	0.1	0.2
Data processing, hosting and related services.....	518210		1.1	0.3	0.2	0.0	0.1	0.2
Primary services.....		518210-P	1.3	0.3	0.2	0.0	0.1	0.2
Business process management services.....		518210-1	0.2	0.0	0.0	0.1	0.0	0.0
Data management, information transformation, and related services.....		518210-4	0.0	0.0	0.0	0.0	0.0	0.0
Hosting, ASP, and other IT infrastructure provisioning services.....		518210-5	2.3	0.6	0.4	-0.1	0.2	0.4
Other receipts.....		518210-SM	0.0	0.0	0.0	0.0	0.0	0.0
Depository credit intermediation.....	5221		30.4	3.2	-3.5	2.7	-0.5	1.0
Commercial banking.....	52211		32.4	3.4	-3.7	2.8	-0.6	1.0
Commercial banking.....	522110		32.4	3.4	-3.7	2.8	-0.6	1.0
Primary services.....		522110-P	32.4	3.4	-3.7	2.8	-0.6	1.0
Loan services.....		522110-1	38.1	5.4	-6.2	3.8	-1.0	-0.7
Residential real estate loans, except home equity.....		522110-101	-13.8	2.2	-6.7	4.0	-2.9	-3.9
Nonresidential real estate loans.....		522110-102	75.5	6.7	-6.5	4.4	-2.0	0.2
Home equity loans.....		522110-103	35.1	5.4	-1.5	2.5	0.8	-0.5
Commercial, industrial, and agricultural loans, except real estate.....		522110-105	65.2	6.2	-7.4	3.4	1.3	-1.1
New and used auto and truck loans.....		522110-106	-17.8	1.0	-13.0	5.1	-2.8	-5.8
Credit cards, overdraft credit, and related plans.....		522110-107	21.9	3.2	-2.8	2.1	-1.4	1.9
Other loan services.....		522110-108	4.0	2.4	-2.6	3.8	-3.1	0.9
Deposit services.....		522110-2	27.0	-1.9	2.9	0.8	0.1	5.7
Demand deposits.....		522110-201	35.1	-2.4	9.0	-0.7	1.2	8.2
Time and other deposits.....		522110-202	20.1	-1.5	-2.0	2.1	-0.9	3.4
Trust services.....		522110-3	-8.6	3.5	0.0	0.0	2.6	0.0
Other banking services.....		522110-4	-0.1	0.0	0.0	0.0	0.0	0.0
Savings institutions.....	52218		3.8	0.1	0.0	0.7	1.4	1.4
Savings institutions and other depository credit intermediation.....	522180		3.8	0.1	0.0	0.7	1.4	1.4
Primary services.....		522180-P	3.8	0.1	0.0	0.7	1.4	1.4
Loan services.....		522180-1	12.4	2.8	-0.5	2.1	1.9	1.5
Residential real estate loans, except home equity.....		522180-101	-5.6	3.0	3.7	-2.9	2.3	-1.0
Nonresidential real estate loans.....		522180-102	20.4	1.9	-1.9	-0.5	1.5	3.9
Home equity loans.....		522180-103	31.0	1.7	0.5	2.6	0.0	0.4
Commercial, industrial, and agricultural loans, except real estate.....		522180-105	70.8	5.5	1.5	1.7	5.4	0.1
New and used auto and truck loans.....		522180-106	20.4	2.6	0.9	3.7	4.3	2.1
Credit cards, overdraft credit, and related plans.....		522180-109	28.7	3.8	-7.2	11.3	2.3	3.6

See footnotes at end of table.

Table 12. Producer price index percentage changes for the net output of selected industries and their products, not seasonally adjusted — Continued
 [June 2023]

Title ¹	Industry code	Product code	Unadjusted 12-month percent change ²	Unadjusted 1-month percent change ²				
				June 2022 to June 2023 ^P	Jan. to Feb.	Feb. to Mar. ^P	Mar. to Apr. ^P	Apr. to May ^P
Savings institutions and other depository credit intermediation - Continued								
Other loan services.....		522180-111	10.0	-0.1	-1.6	6.6	-4.7	1.2
Deposit services.....		522180-2	-12.8	-5.6	1.1	-3.3	0.4	1.0
Demand deposits.....		522180-201	38.1	1.7	5.3	1.0	1.1	4.0
Time and other deposits.....		522180-202	-22.6	-7.4	0.0	-4.6	0.2	0.0
Trusts and other banking services.....		522180-3	19.5	0.0	0.0	12.3	0.0	0.0
Security, commodity contracts and like activity.....	523		14.8	2.5	-1.9	1.9	0.5	-0.3
Securities and commodity contracts intermediation and brokerage.....	5231		49.8	4.8	0.3	-0.1	3.9	-0.4
Investment banking and securities intermediation.....	52315		-	4.8	0.3	-0.1	3.9	-0.4
Investment banking and securities intermediation.....	523150		-	4.8	0.3	-0.1	3.9	-0.4
Primary services.....		523150-P	-	4.8	0.3	-0.1	3.9	-0.4
Securities brokerage.....		523150-1	40.1	3.5	-1.1	2.9	3.2	-0.8
Brokerage services.....		523150-101	-5.7	0.8	-0.7	0.2	4.2	-2.7
Brokerage services, equities and ETFs.....		523150-1011	-9.1	2.2	-2.1	0.4	11.7	-5.8
Brokerage services, all other securities.....		523150-1012	-0.6	0.0	0.2	0.1	-0.2	-0.6
Other securities related services including margin lending and mutual fund sales.....		523150-102	65.2	4.8	-1.3	4.1	2.7	0.1
Investment banking and securities dealing.....		523150-2	56.6	5.7	1.2	-2.2	4.4	-0.2
Dealer transactions.....		523150-201	-4.2	4.8	2.8	-11.8	4.4	-0.3
Dealer transactions, equity securities.....		523150-2011	-7.4	8.7	-2.3	-20.1	15.5	0.0
Dealer transactions, debt securities and all other trading.....		523150-2012	2.0	-0.2	10.1	-1.4	-6.9	-0.7
Investment banking services.....		523150-202	1.7	2.1	1.5	-0.8	1.4	-0.6
Other securities dealing services.....		523150-203	626.6	8.7	0.1	3.2	6.2	0.2
Portfolio management and investment advice.....	52394		-	0.6	-3.7	3.8	-2.5	-0.2
Portfolio management and investment advice.....	523940		-	0.6	-3.7	3.8	-2.5	-0.2
Primary services.....		523940-P	-	0.6	-3.7	3.8	-2.5	-0.2
Portfolio management.....		523940-1	-4.9	-0.2	-3.9	4.0	-3.0	-0.3
Mutual fund and exchange traded fund management.....		523940-11	-12.5	-2.4	-9.6	4.9	-8.7	0.0
Management of equity funds.....		523940-1101	-18.2	-4.5	-14.3	8.8	-13.6	0.2
Management of bond funds.....		523940-1102	-6.4	1.6	-1.1	-4.0	0.4	-0.4
Management of other funds.....		523940-1103	3.9	1.9	0.1	1.1	0.2	0.0
Private portfolio management.....		523940-12	-0.8	1.4	-0.4	3.5	0.3	-0.4
Management of equity private portfolios.....		523940-1201	-7.1	1.9	-0.5	5.6	0.5	-0.7
Management of bond private portfolios.....		523940-1202	1.4	0.3	-0.2	1.6	0.0	-0.1
Management of other private portfolios.....		523940-1203	6.9	0.8	0.0	0.0	-0.1	0.0
Investment advice.....		523940-2	-0.2	5.5	-2.1	2.4	0.8	0.4
Investment advisory services.....		523940-21	-0.2	5.5	-2.1	2.4	0.8	0.4
Insurance carriers and related activities.....	524		3.7	0.0	0.1	0.1	0.1	0.6
Insurance carriers.....	5241		3.8	0.0	0.1	0.1	0.1	0.6
Direct life/health/medical insurance carriers.....	52411		2.1	0.0	0.0	0.0	0.0	0.0
Direct life insurance carriers.....	524113		-0.1	0.0	0.0	0.0	0.0	0.0
Primary services.....		524113-P	-0.1	0.0	0.0	0.0	0.0	0.0
Life insurance policies.....		524113-1	0.1	0.0	0.0	0.0	0.0	0.0
Individual life insurance policies.....		524113-101	-0.4	0.0	0.0	0.0	0.0	0.0
Term life insurance policies.....		524113-10101	-5.4	0.0	0.0	0.0	0.0	0.0
Whole life insurance policies.....		524113-10102	0.0	0.0	0.0	0.0	0.0	0.0
Universal life insurance policies.....		524113-10103	1.6	0.0	0.0	0.0	0.0	0.0
Variable-universal and other individual life insurance policies.....		524113-10105	0.0	0.0	0.0	0.0	0.0	0.0
Group life insurance policies.....		524113-102	2.1	0.0	0.0	-0.2	0.0	0.0
Annuities.....		524113-2	-0.2	0.0	0.3	0.2	0.0	-0.1
Variable deferred annuities.....		524113-201	-0.4	0.0	0.0	0.0	0.0	0.0
Fixed-rate deferred annuities.....		524113-202	1.9	0.0	1.1	0.5	0.0	0.0
Immediate annuities.....		524113-203	-6.6	0.0	-0.6	0.7	0.2	-0.8
Disability insurance policies.....		524113-3	-0.3	0.0	0.0	0.0	0.0	0.0
Direct health and medical insurance carriers.....	524114		2.9	0.1	0.0	0.0	0.0	0.0
Primary services.....		524114-P	3.0	0.1	0.0	0.0	0.0	0.0
Medical service plans.....		524114-1	3.0	0.1	0.0	0.0	0.0	0.0
Comprehensive medical service plans.....		524114-101	5.4	0.1	0.0	0.1	0.0	0.0
Group managed care medical service plans.....		524114-10101	4.5	0.3	0.0	0.1	0.0	0.0
Group fee-for-service medical service plans.....		524114-10102	4.3	0.0	0.0	0.0	0.0	0.0
Individual comprehensive medical service plans.....		524114-10103	6.9	0.0	0.0	0.0	0.0	0.0
Non-comprehensive medical service plans.....		524114-103	1.5	0.0	0.0	0.0	0.0	0.0

See footnotes at end of table.

Table 12. Producer price index percentage changes for the net output of selected industries and their products, not seasonally adjusted — Continued
 [June 2023]

Title ¹	Industry code	Product code	Unadjusted 12-month percent change ²	Unadjusted 1-month percent change ²				
				June 2022 to June 2023 ^P	Jan. to Feb.	Feb. to Mar. ^P	Mar. to Apr. ^P	Apr. to May ^P
Direct health and medical insurance carriers - Continued								
Dental service plans.....		524114-10301	1.5	0.1	0.1	0.0	0.1	0.0
Supplemental Medicare service plans.....		524114-10302	4.0	0.0	0.0	0.0	0.0	0.0
Other medical service plans.....		524114-10303	0.0	0.0	0.0	0.0	0.0	0.0
Indemnity health insurance plans.....		524114-2	0.1	0.0	0.0	0.0	0.0	0.0
Other direct insurance carriers.....	52412		7.6	0.0	0.3	0.4	0.5	2.0
Direct property and casualty insurers.....								
Primary services.....	524126	524126-P	7.6	0.0	0.3	0.4	0.5	2.0
Private passenger auto insurance.....		524126-1	13.3	-0.2	0.2	0.7	0.7	4.2
Homeowner's insurance.....		524126-2	2.3	0.2	0.7	0.3	0.5	0.1
Commercial auto insurance.....		524126-3	2.6	0.3	-1.0	0.4	0.5	1.1
Non-auto liability insurance.....		524126-4	1.7	0.0	0.4	0.0	0.5	-0.1
Medical malpractice insurance.....		524126-402	-0.1	0.0	0.0	0.0	0.9	0.0
Product and other non-auto liability insurance.....		524126-403	2.2	0.0	0.4	-0.1	0.4	-0.1
Commercial multiple peril insurance.....		524126-5	8.1	0.0	0.4	0.0	0.0	0.0
Worker's compensation insurance.....		524126-6	1.5	0.0	0.4	0.0	0.0	0.0
Other property and casualty insurance.....		524126-7	2.5	0.6	0.2	0.4	0.1	0.0
Insurance agencies and brokerages.....	52421		0.8	0.0	0.0	0.0	0.0	0.0
Insurance agencies and brokerages.....								
Primary services.....	524210	524210-P	0.8	0.0	0.0	0.0	0.0	0.0
Sale of property and casualty insurance.....		524210-1	1.2	-0.1	0.0	0.0	0.0	0.0
Sale of personal property and casualty insurance.....		524210-101	1.8	-0.1	0.0	0.0	0.1	0.0
Sale of private passenger auto insurance.....		524210-10101	2.2	-0.1	0.0	0.0	0.0	0.0
Sale of homeowner's insurance.....		524210-10102	0.9	0.0	0.0	0.0	0.1	0.0
Sale of other personal property and casualty insurance.....		524210-10103	1.4	0.0	0.0	0.0	0.0	0.0
Sale of commercial property and casualty insurance.....		524210-102	0.6	-0.1	0.0	0.0	0.0	0.0
Sale of life insurance and annuities.....		524210-2	0.2	0.0	0.0	0.0	0.0	0.0
Sale of health and medical insurance.....		524210-3	0.2	0.0	0.0	0.0	0.1	0.0
Sale of other insurance.....		524210-4	0.0	0.0	0.0	0.0	0.0	0.0
Lessors of nonresidential buildings (except miniwarehouses).....	53112		4.7	-4.4	-1.9	2.7	0.0	1.2
Lessors of nonresidential buildings.....								
Primary services.....	531120	531120-P	4.7	-4.4	-1.9	2.7	0.0	1.2
Leasing of shopping centers and retail stores.....		531120-1	8.2	-10.1	-2.8	4.1	-0.9	2.9
Leasing of professional and office buildings.....		531120-2	4.2	1.2	-0.7	0.7	-0.1	-1.5
Leasing of manufacturing and industrial buildings.....		531120-3	2.3	0.1	0.1	0.5	-0.1	-0.8
Leasing of other nonresidential buildings and facilities.....		531120-7	-2.4	-6.3	-4.7	7.5	3.2	6.3
Lessors of miniwarehouse and self storage units.....	53113		7.7	-0.4	-0.3	0.9	-0.1	1.0
Miniwarehouse and self-storage unit operators.....								
Primary services.....	531130	531130-P	7.7	-0.4	-0.3	0.9	-0.1	1.0
Miniwarehouse and self-storage unit operation.....		531130-1	7.7	-0.4	-0.3	0.9	-0.1	1.0
Offices of real estate agents and brokers.....	5312		2.4	-0.6	0.0	-0.2	1.1	1.4
Offices of real estate agents and brokers.....								
Primary services.....	53121		2.4	-0.6	0.0	-0.2	1.1	1.4
Offices of real estate agents and brokers.....								
Primary services.....	531210	531210-P	2.4	-0.6	0.0	-0.2	1.1	1.4
Real estate brokerage, residential property sales and leases.....		531210-1	3.0	-0.5	0.1	0.0	1.4	1.3
Real estate brokerage, nonresidential property sales and leases including land sales and leases.....		531210-6	-0.2	-1.1	-0.6	-0.8	-0.4	1.5
Real estate brokerage, nonresidential property sales including land sales.....		531210-601	-1.9	-1.7	-0.8	-1.3	-0.6	1.3
Real estate brokerage, nonresidential property leases including land leases.....		531210-602	3.6	0.0	0.0	0.0	0.0	2.0
Real estate property managers.....	53131		2.4	0.4	-0.5	0.8	0.4	-0.1
Residential property managers.....								
Primary services.....	531311	531311-P	0.9	-0.5	-0.1	0.3	0.7	-0.2
Residential property management services.....		531311-1	0.9	-0.5	-0.1	0.3	0.7	-0.2
Nonresidential property managers.....								
Primary services.....	531312	531312-P	5.8	2.0	-1.1	1.5	-0.1	0.2
Nonresidential property management services.....		531312-1	5.8	2.0	-1.1	1.5	-0.1	0.2
Offices of real estate appraisers.....								
Primary services.....	531320	531320-P	-5.7	-0.9	-0.4	-1.4	-1.7	-0.4
Real estate appraisal services.....		531320-1	-5.7	-0.9	-0.4	-1.4	-1.7	-0.4
Automotive equipment rental and leasing.....	5321		-5.7	1.0	2.3	-1.3	-1.9	2.2

See footnotes at end of table.

Table 12. Producer price index percentage changes for the net output of selected industries and their products, not seasonally adjusted — Continued
 [June 2023]

Title ¹	Industry code	Product code	Unadjusted 12-month percent change ²	Unadjusted 1-month percent change ²				
				June 2022 to June 2023 ^P	Jan. to Feb.	Feb. to Mar. ^P	Mar. to Apr. ^P	Apr. to May ^P
Passenger car rental and leasing.....	53211		-8.4	1.8	3.3	-2.0	-2.4	3.0
Passenger car rental.....	532111		-8.4	1.8	3.3	-2.0	-2.4	3.0
Primary services.....		532111-P	-8.4	1.8	3.3	-2.0	-2.4	3.0
Standard passenger car rental.....		532111-2	-11.6	2.2	4.4	-2.8	-3.2	4.0
Passenger car rental for business travel.....		532111-211	-0.3	1.8	-0.8	-3.5	4.1	3.9
Passenger car rental for leisure travel.....		532111-221	-15.4	2.4	6.2	-2.6	-5.7	4.0
Replacement passenger car rental.....		532111-3	2.4	0.6	0.0	0.4	0.1	0.2
Truck, utility trailer and RV rental and leasing.....	53212		0.7	-0.4	0.5	0.2	-1.1	0.8
Truck, utility trailer, and RV rental and leasing.....	532120		0.6	-0.4	0.5	0.2	-1.1	0.8
Primary services.....		532120-P	0.7	-0.6	0.7	0.2	-1.4	0.9
Rental of trucks, truck trailers, RVs.....		532120-1	-2.3	-3.0	1.2	0.5	-3.6	1.9
Leasing of trucks, truck trailers, and RVs.....		532120-4	2.7	1.0	0.3	0.0	0.1	0.3
Other receipts.....		532120-SM	1.0	1.1	-0.5	0.2	1.1	0.2
Other heavy machinery rental and leasing.....	532412		6.8	1.1	0.0	0.2	0.0	-0.1
Primary services.....		532412-P	4.3	0.0	0.0	0.1	0.1	-0.1
Construction equipment rental and leasing.....		532412-1	6.3	0.0	0.0	0.2	0.1	-0.1
Oilfield and well drilling equipment rental and leasing.....		532412-2	0.0	0.0	0.0	0.0	0.0	0.0
Other receipts.....		532412-SM	14.3	6.2	0.0	0.3	-0.5	-0.1
Legal services.....	5411		6.0	1.8	-0.1	0.2	-0.1	0.0
Offices of lawyers.....	54111		6.0	1.8	-0.1	0.2	-0.1	0.0
Offices of lawyers.....	541110		6.0	1.8	-0.1	0.2	-0.1	0.0
Primary services.....		541110-P	6.0	1.8	-0.1	0.2	-0.1	0.0
Labor and employment legal services.....		541110-A	3.4	1.1	-0.2	-0.9	2.1	-0.7
Criminal legal services.....		541110-B	-	0.0	0.0	-	-	-
Other legal services.....		541110-C	2.6	0.0	0.0	0.0	0.0	0.0
Real estate legal services.....		541110-2	6.3	1.0	0.0	0.0	0.9	-1.4
Civil negligence legal services.....		541110-3	6.4	0.7	0.3	0.2	-0.2	-0.1
Defendant representation.....		541110-301	3.5	0.9	0.3	0.3	-0.5	-0.4
Plaintiff representation.....		541110-302	10.9	0.3	0.3	0.0	0.3	0.3
Wills, estate planning, and probate.....		541110-6	10.5	0.0	0.0	0.0	0.0	0.0
Business and commercial legal services.....		541110-9	7.5	3.4	-0.3	0.6	-0.6	0.4
Tax legal services.....		541110-901	16.4	0.6	0.0	-0.2	0.0	0.0
Intellectual property legal services.....		541110-902	6.6	2.9	-1.9	1.4	-0.9	1.0
Bankruptcy and other business and commercial legal services.....		541110-903	7.1	3.7	0.0	0.4	-0.6	0.3
Offices of certified public accountants.....	541211		7.3	-0.2	-0.4	1.2	0.4	0.1
Primary services.....		541211-P	7.3	0.2	-0.1	0.9	0.4	0.1
Other accounting services.....		541211-A	2.2	-0.3	-2.6	-4.6	3.6	-0.5
Financial auditing.....		541211-4	8.7	0.7	0.9	3.3	-0.3	0.2
Tax preparation and planning.....		541211-5	7.3	-0.1	-0.3	0.2	0.0	0.1
Bookkeeping and compilation.....		541211-9	5.6	-0.1	0.0	1.7	0.0	0.2
Other accounting services.....	541219		1.0	1.7	1.8	-0.6	0.0	0.0
Primary services.....		541219-P	1.0	1.7	1.8	-0.6	0.0	0.0
Other accounting services (non-CPA firms).....		541219-1	1.0	1.7	1.8	-0.6	0.0	0.0
Architectural, engineering and related services.....	5413		3.0	0.4	0.1	0.3	0.0	0.0
Architectural services.....	54131		1.6	0.0	0.3	0.5	0.1	0.0
Architectural services.....	541310		1.6	0.0	0.3	0.5	0.1	0.0
Primary services.....		541310-P	1.7	0.0	0.3	0.5	0.1	0.0
Residential building projects.....		541310-1	1.4	0.0	0.0	0.0	0.0	0.0
Nonresidential building projects.....		541310-7	1.9	0.1	0.4	0.7	0.1	0.0
Commercial and industrial building projects.....		541310-71	1.6	0.1	0.5	0.5	0.1	0.0
Institutional building projects.....		541310-72	2.4	0.0	0.4	1.0	0.1	0.0
Other architectural services, incl. historic restoration & architectural consulting services.....		541310-8	2.1	0.1	0.2	0.0	0.0	0.0
Engineering services.....	54133		3.3	0.5	0.0	0.3	0.0	0.0
Engineering services.....	541330		3.3	0.5	0.0	0.3	0.0	0.0
Primary services.....		541330-P	3.5	0.5	0.0	0.3	0.0	0.0
Building related engineering projects.....		541330-1	2.4	0.0	0.0	0.5	0.0	0.0
Residential building engineering projects.....		541330-101	0.3	0.0	0.0	0.0	0.0	0.0
Commercial, public, and institutional building engineering projects.....		541330-102	4.0	0.1	0.0	0.7	0.0	0.0
Industrial and manufacturing plant and process engineering projects.....		541330-103	2.0	0.0	0.0	0.5	0.0	0.0
Non-building related engineering projects.....		541330-2	4.2	0.8	0.0	0.2	0.0	0.0

See footnotes at end of table.

Table 12. Producer price index percentage changes for the net output of selected industries and their products, not seasonally adjusted — Continued
 [June 2023]

Title ¹	Industry code	Product code	Unadjusted 12-month percent change ²	Unadjusted 1-month percent change ²				
				June 2022 to June 2023 ^P	Jan. to Feb.	Feb. to Mar. ^P	Mar. to Apr. ^P	Apr. to May ^P
Engineering services - Continued								
Transportation engineering projects.....		541330-201	2.8	0.1	0.1	0.3	0.0	0.0
Highway and roadway engineering projects.....		541330-20101	2.3	0.1	0.1	0.3	0.0	0.0
Other transportation engineering projects, including mass transit engineering projects.....		541330-20102	3.5	0.0	0.1	0.3	0.0	0.0
Municipal utility and power generation and distribution engineering projects.		541330-202	5.5	0.6	0.0	0.4	0.0	0.0
All other non-building related engineering projects.....		541330-203	4.6	1.4	0.0	0.1	0.0	0.0
Other receipts.....		541330-SM	1.1	0.0	0.1	0.1	0.0	0.0
Management and technical consulting services.....	5416		3.1	0.5	-1.7	1.8	0.6	0.6
Management consulting services.....	54161		3.1	0.5	-1.7	1.8	0.6	0.6
Management consulting services.....	541610		3.1	0.6	-2.0	2.2	0.4	0.3
Primary services.....		541610-P	3.2	0.7	-2.2	2.5	0.2	0.1
Administrative and general management consulting services.....		541610-1	3.1	1.0	-3.8	4.1	0.0	0.1
Marketing consulting services.....		541610-3	0.2	0.0	0.0	0.1	0.0	0.0
Process, physical distribution and logistics consulting services.....		541610-4	8.2	1.4	0.0	0.4	1.5	-0.4
Human resources consulting services.....		541610-5	6.1	-0.2	1.8	-0.2	0.7	1.2
Advertising agencies.....	54181		0.8	0.3	0.3	0.0	0.0	-0.1
Advertising agencies.....	541810		0.8	0.3	0.3	0.0	0.0	-0.1
Primary services.....		541810-P	0.8	0.3	0.2	0.0	0.0	-0.1
Advertising agency services.....		541810-4	0.8	0.3	0.2	0.0	0.0	-0.1
Advertising creative services billed separately.....		541810-401	1.1	0.6	0.1	0.0	0.0	-0.4
Advertising placement services, including bundled placement and creative services.....		541810-402	0.9	0.3	0.3	0.0	0.0	0.0
Other advertising services billed separately.....		541810-403	0.0	0.0	0.0	0.0	0.0	0.0
Other receipts.....		541810-SM	-	0.0	0.6	0.0	-	-
Employment services.....	5613		0.7	-0.3	0.5	0.5	0.0	-0.2
Employee leasing services.....	56133		0.8	0.1	0.0	0.0	0.0	0.0
Professional employer organizations.....	561330		0.8	0.1	0.0	0.0	0.0	0.0
Primary services.....		561330-P	0.8	0.1	0.0	0.0	0.0	0.0
Co-employment staffing.....		561330-1	0.8	0.1	0.0	0.0	0.0	0.0
Staffing services (except PEOs).....	56138		0.8	-0.5	0.9	0.8	0.1	-0.4
Staffing services (except PEOs).....	561380		0.8	-0.5	0.9	0.8	0.1	-0.4
Primary services.....		561380-P	0.8	-0.6	0.9	0.8	0.1	-0.4
Temporary help services.....		561380-1	0.5	-0.4	0.9	0.8	0.1	-0.4
Temporary help services, office and clerical.....		561380-101	6.0	-1.6	2.6	1.3	0.9	0.2
Temporary help services, light and heavy industrial.....		561380-102	-0.1	-0.2	-0.5	2.7	0.0	0.0
Temporary help services, technical and professional.....		561380-103	3.3	-0.2	2.3	-0.1	0.2	-1.1
Temporary help services, medical.....		561380-104	-12.7	-1.2	0.2	-1.2	-0.1	-1.3
Temporary help services, other.....		561380-105	2.3	0.5	-0.1	-0.3	-0.7	0.3
Employment placement services.....		561380-2	2.9	-2.5	1.2	2.4	0.1	-0.2
Executive search services.....		561380-3	0.9	-0.7	0.2	-0.7	-0.8	-0.6
Travel agencies.....	56151		3.3	-0.5	-0.2	0.5	0.1	0.3
Travel agencies.....	561510		3.3	-0.5	-0.2	0.5	0.1	0.3
Primary services.....		561510-P	3.8	-0.7	-0.3	0.8	0.2	0.5
Flight bookings.....		561510-1	5.7	0.9	-0.1	0.5	0.0	-0.7
Domestic flight bookings.....		561510-111	13.2	0.0	0.7	0.5	0.2	-0.1
International flight bookings.....		561510-112	0.3	1.6	-0.7	0.6	-0.2	-1.1
Other travel agency services, except flight bookings.....		561510-2	3.2	-1.8	-0.4	1.0	0.3	1.3
Hotel and car rental bookings.....		561510-211	7.2	1.2	0.7	1.8	-1.2	-1.0
Hotel bookings.....		561510-2111	0.1	1.2	0.7	1.8	-1.2	-1.0
Car rental bookings.....		561510-2112	-10.9	-2.1	1.2	-0.8	-1.5	-1.8
Cruise and tour bookings.....		561510-222	7.8	-6.6	-1.9	1.9	1.9	5.0
Cruise bookings.....		561510-2221	11.1	-7.7	-1.7	1.8	1.6	6.4
Packaged tour bookings.....		561510-2222	-1.0	-1.5	-2.3	2.5	3.4	-0.9
All other travel agency services.....		561510-233	-0.4	0.0	0.0	0.0	0.0	0.0
Security guards and patrol services.....	561612		7.2	0.1	0.3	0.1	2.1	0.1
Primary services.....		561612-P	7.2	0.1	0.3	0.1	2.1	0.1
Security guard services.....		561612-1	7.2	0.1	0.3	0.1	2.1	0.1
Janitorial services.....	56172		2.4	-0.1	0.1	0.9	-0.3	0.3
Janitorial services.....	561720		2.4	-0.1	0.1	0.9	-0.3	0.3

See footnotes at end of table.

Table 12. Producer price index percentage changes for the net output of selected industries and their products, not seasonally adjusted — Continued
 [June 2023]

Title ¹	Industry code	Product code	Unadjusted 12-month percent change ²	Unadjusted 1-month percent change ²				
				June 2022 to June 2023 ^P	Jan. to Feb.	Feb. to Mar. ^P	Mar. to Apr. ^P	Apr. to May ^P
Janitorial services - Continued								
Primary services.....		561720-P	2.5	-0.1	0.1	1.0	-0.3	0.3
Janitorial cleaning services.....		561720-5	2.5	-0.1	0.1	1.0	-0.3	0.3
Nonresidential cleaning services.....		561720-51	2.8	-0.1	0.1	1.1	-0.3	0.3
Residential cleaning services.....		561720-52	0.0	0.0	0.0	0.0	0.0	0.0
Waste collection.....	5621		11.5	2.1	1.9	1.1	-0.1	-0.3
Waste collection.....	56211		11.5	2.1	1.9	1.1	-0.1	-0.3
Solid waste collection.....	562111		11.5	2.1	1.9	1.1	-0.1	-0.3
Primary services.....		562111-P	12.5	2.4	2.0	1.2	-0.2	-0.4
Solid waste collection services.....		562111-2	12.5	2.4	2.0	1.2	-0.2	-0.4
Offices of physicians.....	6211		0.6	0.1	0.1	0.0	0.1	0.0
Offices of physicians.....	62111		0.6	0.1	0.1	0.0	0.1	0.0
Offices of physicians, except mental health.....	621111		0.6	0.1	0.1	0.0	0.1	0.0
Primary services.....		621111-P	0.6	0.1	0.1	0.0	0.1	0.0
One and two physician practices and single specialty group practices.....		621111-4	0.2	0.2	0.1	0.0	0.0	0.0
General/family practice.....		621111-411	2.5	0.1	-0.1	0.0	0.0	0.0
Internal medicine.....		621111-412	-3.1	0.0	0.0	0.0	0.0	0.0
General surgery and other surgical specialties.....		621111-413	1.1	0.0	0.0	0.0	0.0	0.0
Pediatrics.....		621111-414	1.3	1.1	0.0	0.2	0.0	0.0
Obstetrics/gynecology.....		621111-415	2.6	0.0	1.5	0.0	0.0	0.0
Other specialty.....		621111-419	-0.3	0.0	0.0	0.0	0.0	0.0
Multispecialty group practice.....		621111-5	1.6	0.1	0.1	-0.1	0.3	0.0
Offices of dentists.....	6212		3.2	2.1	0.1	0.0	0.0	0.0
Offices of dentists.....	62121		3.2	2.1	0.1	0.0	0.0	0.0
Offices of dentists.....	621210		3.2	2.1	0.1	0.0	0.0	0.0
Primary services.....		621210-P	3.3	2.1	0.1	0.0	0.0	0.0
Dental visits and consultations.....		621210-1	0.7	1.1	0.0	0.0	0.0	0.0
Private insurance patients: dental visits and consultations.....		621210-11	2.4	1.6	0.0	0.0	0.0	0.0
Medicare, Medicaid and all other patients: dental visits and consultations.....		621210-12	-1.6	0.4	0.0	0.0	0.0	0.0
Dental surgical intervention services.....		621210-2	0.9	0.0	0.6	0.0	0.0	0.0
Private insurance patients: dental surgical intervention services.....		621210-21	0.2	0.0	0.0	0.0	0.0	0.0
Medicare, Medicaid and all other patients: dental surgical intervention services.....		621210-22	1.8	0.0	1.5	0.0	0.0	0.0
Dental non-surgical intervention services.....		621210-3	5.9	3.5	0.0	0.0	0.0	0.0
Private insurance patients: dental non-surgical intervention services.....		621210-31	3.7	0.7	0.0	0.0	0.0	0.0
Medicare, Medicaid and all other patients: dental non-surgical intervention services.....		621210-32	8.6	7.0	0.0	0.0	0.0	0.0
Medical and diagnostic laboratories.....	6215		0.0	-0.1	0.0	0.0	0.0	0.0
Medical and diagnostic laboratories.....	62151		0.0	-0.1	0.0	0.0	0.0	0.0
Medical laboratories.....	621511		-0.7	-0.2	0.1	0.0	0.0	0.0
Primary services.....		621511-P	-0.7	-0.2	0.1	0.0	0.0	0.0
Medical laboratory services.....		621511-2	-0.7	-0.2	0.1	0.0	0.0	0.0
Medicare patients.....		621511-23	1.6	0.0	0.0	0.0	0.0	0.0
Medicaid patients.....		621511-24	-0.2	-0.4	0.0	0.0	0.0	0.0
Private insurance patients.....		621511-25	-1.2	-0.2	0.1	0.0	0.0	0.0
All other patients.....		621511-26	0.5	0.0	0.0	0.0	0.0	0.0
Diagnostic imaging centers.....	621512		1.2	0.0	0.0	0.0	0.0	0.0
Primary services.....		621512-P	1.2	0.0	0.0	0.0	0.0	0.0
Diagnostic imaging services.....		621512-4	1.2	0.0	0.0	0.0	0.0	0.0
Medicare and Medicaid patients.....		621512-41	-0.6	0.0	0.0	0.0	0.0	0.0
Private insurance and all other patients.....		621512-42	1.8	0.0	0.0	0.0	0.0	0.0
Home health care services.....	6216		4.4	0.4	0.3	0.7	0.0	0.0
Home health care services.....	62161		4.4	0.4	0.3	0.7	0.0	0.0
Home health care services.....	621610		4.4	0.4	0.3	0.7	0.0	0.0
Primary services.....		621610-P	4.5	0.4	0.3	0.8	0.0	0.0
Medicare and Medicaid patients.....		621610-3	3.5	0.5	0.0	1.1	0.0	0.0
Medicare patients.....		621610-31	-1.1	0.0	0.0	0.0	0.0	0.0
Medicaid patients.....		621610-32	7.5	0.9	0.0	1.9	0.0	0.0
Private insurance and all other patients.....		621610-4	8.4	0.1	1.1	0.0	0.0	0.0
Private insurance patients.....		621610-41	3.8	0.0	0.0	0.0	0.0	0.0
All other patients.....		621610-42	10.8	0.1	1.3	0.0	0.0	0.0

See footnotes at end of table.

Table 12. Producer price index percentage changes for the net output of selected industries and their products, not seasonally adjusted — Continued
 [June 2023]

Title ¹	Industry code	Product code	Unadjusted 12-month percent change ²	Unadjusted 1-month percent change ²				
				June 2022 to June 2023 ^P	Jan. to Feb.	Feb. to Mar. ^P	Mar. to Apr. ^P	Apr. to May ^P
Home health care services - Continued								
Other receipts.....		621610-SM	3.0	0.0	0.0	0.0	0.0	0.0
All other ambulatory health care services.....	62199		5.0	0.6	-0.4	0.1	1.0	0.1
Blood and organ banks.....	621991		5.0	0.6	-0.4	0.1	1.0	0.1
Primary services.....		621991-P	5.0	0.5	-0.4	0.1	1.0	0.1
Human blood services.....		621991-1	5.3	0.3	-0.3	-0.1	1.3	0.3
Human red blood and whole blood services.....		621991-12	4.1	-0.1	0.2	0.1	0.1	0.2
Human blood plasma services.....		621991-13	6.3	0.7	-0.9	-0.2	2.7	0.4
Human blood platelet and other blood services.....		621991-14	4.1	-0.2	0.4	0.1	0.0	0.1
Human organ, bone, tissue, and other bank services.....		621991-2	4.7	1.1	-0.7	0.5	0.2	-0.2
Other receipts.....		621991-SM	4.5	1.9	-0.3	-0.1	0.1	0.0
Hospitals.....	622		2.6	0.1	0.2	0.5	0.2	0.2
General medical and surgical hospitals.....	6221		2.8	0.1	0.2	0.6	0.2	0.2
General medical and surgical hospitals.....	62211		2.8	0.1	0.2	0.6	0.2	0.2
General medical and surgical hospitals.....	622110		2.8	0.1	0.2	0.6	0.2	0.2
Primary services.....		622110-P	3.0	0.1	0.2	0.6	0.2	0.2
Certain infectious and parasitic diseases.....		622110-201	0.6	-0.4	1.4	0.1	1.1	0.0
Neoplasms.....		622110-202	8.0	-0.5	-0.1	0.2	0.0	0.2
Diseases of the blood & blood-forming organs & certain disorders involving the immune mechanism.....		622110-203	9.0	-0.6	0.0	0.0	0.0	0.0
Endocrine, nutritional and metabolic diseases.....		622110-204	2.4	0.0	0.0	0.5	0.4	0.0
Mental and behavioural disorders.....		622110-205	4.2	-1.4	0.1	0.0	1.4	1.7
Diseases of the nervous system.....		622110-206	1.7	0.0	0.0	0.0	0.1	0.0
Diseases of the circulatory system.....		622110-209	2.8	0.0	0.2	0.1	0.0	0.0
Diseases of the respiratory system.....		622110-210	0.2	1.1	-0.2	-0.1	-0.1	0.0
Diseases of the digestive system.....		622110-211	4.4	1.6	-0.1	0.3	0.3	-0.5
Diseases of the skin and subcutaneous tissue.....		622110-212	5.7	0.0	0.2	0.5	0.4	1.5
Diseases of the musculoskeletal system and connective tissue.....		622110-213	2.2	0.1	0.3	0.4	0.2	0.3
Diseases of the genitourinary system.....		622110-214	2.7	-0.2	1.1	0.9	0.0	0.0
Pregnancy, childbirth and the puerperium.....		622110-215	8.1	-0.2	0.7	0.8	0.1	2.7
Certain conditions originating in the perinatal period.....		622110-216	11.1	0.0	0.6	0.6	0.0	3.5
Symptoms, signs and abnormal clinical and laboratory findings, not elsewhere classified.....		622110-218	5.7	0.4	0.0	2.2	0.0	0.4
Injury, poisoning and certain other consequences of external causes.....		622110-219	2.9	0.4	0.6	1.1	0.0	0.0
Factors influencing health status and contact with health services.....		622110-221	-2.5	0.1	0.0	1.0	0.3	-0.7
Other diseases.....		622110-223	3.3	0.4	0.0	2.0	0.0	-0.4
Psychiatric and substance abuse hospitals.....	6222		2.9	0.0	0.0	0.1	2.5	0.0
Psychiatric and substance abuse hospitals.....	62221		2.9	0.0	0.0	0.1	2.5	0.0
Psychiatric and substance abuse hospitals.....	622210		2.9	0.0	0.0	0.1	2.5	0.0
Primary services.....		622210-P	2.9	0.0	0.0	0.1	2.5	0.0
Psychiatric hospitals.....		622210-3	3.5	0.0	0.0	0.1	3.2	0.0
Medicare patients: psychiatric hospitals.....		622210-31	1.5	0.0	0.0	0.0	0.2	0.0
Medicaid patients: psychiatric hospitals.....		622210-32	7.2	0.0	0.0	0.0	6.1	0.0
Private insurance and all other patients: psychiatric hospitals.....		622210-33	2.4	0.0	0.0	0.1	2.5	0.0
Other specialty hospitals.....	6223		-2.6	0.2	-0.2	0.3	-0.2	0.3
Other specialty hospitals.....	62231		-2.6	0.2	-0.2	0.3	-0.2	0.3
Other specialty hospitals.....	622310		-2.6	0.2	-0.2	0.3	-0.2	0.3
Primary services.....		622310-P	-2.2	0.2	-0.2	0.3	-0.2	0.3
Specialty, except psychiatric and substance abuse, hospitals.....		622310-6	-2.2	0.2	-0.2	0.3	-0.2	0.3
Medicare patients.....		622310-61	0.5	0.2	0.3	0.0	-0.1	0.1
Medicaid patients.....		622310-62	2.0	1.1	-0.2	-0.2	-1.6	0.0
Private insurance and all other patients.....		622310-63	-4.0	0.0	-0.4	0.7	0.0	0.5
Nursing care facilities.....	6231		6.2	0.6	0.4	0.0	-0.1	-0.5
Nursing care facilities.....	62311		6.2	0.6	0.4	0.0	-0.1	-0.5
Nursing care facilities.....	623110		6.2	0.6	0.4	0.0	-0.1	-0.5
Primary services.....		623110-P	6.4	0.6	0.4	0.0	-0.1	-0.5
Medicare and Medicaid patients.....		623110-1	5.7	-0.1	0.0	-0.3	-0.2	-0.8
Medicaid patients.....		623110-101	8.4	-0.1	0.0	-0.4	-0.3	-1.2
Medicare patients.....		623110-102	1.5	0.0	0.0	0.0	0.0	0.0
Private insurance and all other patients.....		623110-3	7.4	1.5	1.0	0.4	0.1	-0.1

See footnotes at end of table.

Table 12. Producer price index percentage changes for the net output of selected industries and their products, not seasonally adjusted — Continued
 [June 2023]

Title ¹	Industry code	Product code	Unadjusted 12-month percent change ²	Unadjusted 1-month percent change ²					
			June 2022 to June 2023 ^P	Jan. to Feb.	Feb. to Mar. ^P	Mar. to Apr. ^P	Apr. to May ^P	May to June ^P	
Nursing care facilities - Continued									
Private insurance patients.....		623110-301	0.0	0.0	0.0	0.0	0.0	0.0	0.0
All other patients.....		623110-302	8.8	1.8	1.2	0.4	0.1	-0.1	
Residential developmental disability homes.....	62321		6.8	-0.2	0.3	0.0	0.0	0.0	
Residential developmental disability homes.....	623210		6.8	-0.2	0.3	0.0	0.0	0.0	
Primary services.....		623210-P	7.5	-0.2	0.3	0.0	0.0	0.0	
Residential intellectual and developmental disability services.....		623210-1	7.5	-0.2	0.3	0.0	0.0	0.0	
Medicaid patients.....		623210-11	5.2	-0.2	0.4	0.0	0.0	0.0	
Non-Medicaid patients.....		623210-12	17.2	0.0	0.0	0.0	0.0	0.0	
Amusement and theme parks.....	7131		3.9	0.5	1.1	0.7	-1.4	-0.4	
Amusement and theme parks.....	71311		3.9	0.5	1.1	0.7	-1.4	-0.4	
Amusement and theme parks.....	713110		3.9	0.5	1.1	0.7	-1.4	-0.4	
Primary services.....		713110-P	4.0	0.5	1.2	0.3	-1.6	-0.4	
Amusement and theme park admissions.....		713110-1	4.5	1.6	1.4	0.6	-2.3	-0.9	
Amusement and theme park food and beverage sales.....		713110-2	7.3	0.0	0.8	0.3	-0.1	0.9	
Amusement and theme park merchandise sales, games, and other services.....		713110-3	-14.9	-11.3	-0.1	-4.3	0.4	0.1	
Other receipts.....		713110-SM	5.0	-0.9	-0.2	6.7	1.6	-1.0	
Golf courses and country clubs.....	71391		9.7	0.7	0.3	0.0	-2.5	0.6	
Golf courses and country clubs.....	713910		9.7	0.7	0.3	0.0	-2.5	0.6	
Primary services.....		713910-P	10.1	0.8	0.2	0.0	-2.6	0.6	
Membership dues and fees.....		713910-1	12.2	0.0	0.1	0.3	0.0	1.4	
Greens and guest fees.....		713910-2	1.3	0.9	0.4	-0.1	-12.4	-0.7	
Food and beverage sales.....		713910-3	13.4	2.6	0.0	-0.3	0.0	0.0	
Equipment rentals and all other golf services.....		713910-4	6.8	0.0	0.0	0.0	5.4	0.0	
Fitness and recreational sports centers.....	71394		4.3	0.8	-0.1	0.0	0.0	-0.1	
Fitness and recreational sports centers.....	713940		4.3	0.8	-0.1	0.0	0.0	-0.1	
Primary services.....		713940-P	3.8	0.9	-0.2	0.0	0.0	-0.1	
Fitness and recreational facility memberships.....		713940-1	3.5	0.8	-0.2	0.0	0.0	-0.1	
Recreational facility admissions, classes, and other fitness center services.....		713940-2	4.5	1.2	0.0	0.0	0.0	-0.2	
Other receipts.....		713940-SM	5.2	0.0	0.0	0.0	-0.1	0.0	
Accommodation.....	721		2.9	1.4	5.8	-0.9	-1.8	4.6	
Accommodation.....	7211		2.9	1.4	5.8	-0.9	-1.8	4.6	
Hotels (exc casino hotels) and motels.....	72111		3.5	2.1	6.7	-0.4	-2.5	6.6	
Hotels and motels, except casino hotels.....	721110		3.5	2.1	6.7	-0.4	-2.5	6.6	
Primary services.....		721110-P	3.5	2.1	6.8	-0.4	-2.5	6.6	
Guestroom rental.....		721110-1	3.2	2.6	8.5	-0.4	-3.2	8.2	
Limited service hotels and motels guestroom rental.....		721110-101	2.0	7.8	7.2	-6.4	5.4	2.1	
Full service hotels and motels guestroom rental.....		721110-102	11.3	3.2	8.4	4.0	0.7	16.0	
Luxury and resort hotels guestroom rental.....		721110-103	-8.4	-0.7	9.3	-2.0	-12.0	1.3	
Hotel and motel food and beverage and related services.....		721110-2	3.0	0.5	0.1	-0.5	0.1	-0.2	
Hotel and motel food and nonalcoholic beverage and related services.....		721110-201	3.5	0.9	0.0	-0.7	0.0	-0.3	
Hotel and motel alcoholic beverage and related services.....		721110-202	1.0	-1.1	0.3	0.3	0.4	0.1	
Other hotel and motel services.....		721110-5	5.1	0.4	0.0	-0.8	-0.2	1.6	
Other receipts.....		721110-SM1	1.4	-3.5	-1.7	3.8	1.9	3.6	
Casino hotels.....	72112		0.7	-0.5	3.0	-2.5	0.5	-1.2	
Casino hotels.....	721120		0.7	-0.5	3.0	-2.5	0.5	-1.2	
Primary services.....		721120-P	0.7	-0.3	3.0	-2.5	0.5	-1.2	
Casino hotel guestroom rental.....		721120-1	-7.4	-4.1	15.5	-9.3	2.1	-7.1	
Casino hotel food and beverage and related services.....		721120-2	5.0	0.3	0.6	1.8	-0.1	0.3	
Casino hotel food and nonalcoholic beverage and related services.....		721120-201	3.8	0.4	0.0	1.1	0.3	0.5	
Casino hotel alcoholic beverage and related services.....		721120-202	7.5	0.0	2.1	3.4	-1.0	0.0	
Casino gaming receipts.....		721120-5	1.8	0.6	0.4	-1.7	0.2	0.0	
Other casino hotel services.....		721120-6	2.8	0.0	0.0	0.0	0.0	0.0	
Other receipts.....		721120-SM1	4.3	-14.8	0.6	1.5	1.0	1.9	
Commercial machinery repair and maintenance.....	8113		10.1	0.0	2.0	0.8	0.1	0.0	
Commercial machinery repair and maintenance.....	81131		10.1	0.0	2.0	0.8	0.1	0.0	
Commercial machinery repair and maintenance.....	811310		10.1	0.0	2.0	0.8	0.1	0.0	
Primary services.....		811310-P	8.6	0.0	2.1	0.7	0.1	0.0	

See footnotes at end of table.

Table 12. Producer price index percentage changes for the net output of selected industries and their products, not seasonally adjusted — Continued
 [June 2023]

Title ¹	Industry code	Product code	Unadjusted 12-month percent change ²	Unadjusted 1-month percent change ²				
				June 2022 to June 2023 ^P	Jan. to Feb.	Feb. to Mar. ^P	Mar. to Apr. ^P	Apr. to May ^P
Commercial machinery repair and maintenance - Continued								
Maintenance and repair services for agricultural, construction, and mining machinery.....		811310-5	15.8	0.0	0.3	2.7	0.0	0.0
Maintenance and repair services for commercial and service industry machinery.....		811310-6	6.2	0.0	0.0	0.0	0.0	0.0
Maintenance and repair services for industrial machinery.....		811310-7	6.8	0.0	4.9	0.0	0.0	0.0
Maintenance and repair services for general purpose machinery.....		811310-8	4.9	0.0	1.3	0.0	0.6	0.0
Special indexes								
New nonresidential building construction by contractor type/region.....	236400		11.0	0.1	0.1	-0.3	0.1	0.0
General contractors.....		236400-1	10.8	0.0	0.1	0.1	0.1	0.1
General contractors, Northeast.....		236400-11	9.7	0.1	0.5	0.6	-0.1	0.0
General contractors, South.....		236400-12	12.0	0.0	0.0	-0.7	0.0	0.2
General contractors, Midwest.....		236400-13	7.1	0.0	0.2	-0.4	0.0	-0.1
General contractors, West.....		236400-14	12.6	0.0	0.0	1.2	0.3	0.1
Plumbing, heating, and air conditioning contractors.....		236400-221	12.2	0.0	0.4	0.2	0.0	0.3
Plumbing, heating, and air conditioning contractors, Northeast.....		236400-2211	11.3	0.0	0.6	0.4	-0.1	0.3
Plumbing, heating, and air conditioning contractors, South.....		236400-2212	16.6	0.0	0.4	-0.2	0.3	0.0
Plumbing, heating, and air conditioning contractors, Midwest.....		236400-2213	13.0	0.2	0.5	0.0	-0.4	0.0
Plumbing, heating, and air conditioning contractors, West.....		236400-2214	6.2	0.0	0.2	0.8	-0.1	0.8
Electrical contractors.....		236400-222	19.0	0.2	0.1	-4.2	0.1	-0.3
Electrical contractors, Northeast.....		236400-2221	20.7	0.3	0.3	-3.2	-0.2	0.3
Electrical contractors, South.....		236400-2222	21.2	0.3	0.1	-3.9	0.6	-0.8
Electrical contractors, Midwest.....		236400-2223	15.7	0.3	0.1	-5.5	0.0	0.0
Electrical contractors, West.....		236400-2224	17.5	0.0	-0.1	-4.2	-0.2	-0.4
Roofing contractors.....		236400-223	16.0	0.0	-0.2	4.6	0.0	0.3
Roofing contractors, Northeast.....		236400-2231	18.0	0.0	0.1	1.7	0.0	0.0
Roofing contractors, South.....		236400-2232	4.2	0.0	-0.6	3.0	0.0	-0.1
Roofing contractors, Midwest.....		236400-2233	27.1	0.0	0.0	6.9	0.1	0.6
Roofing contractors, West.....		236400-2234	27.2	0.1	0.1	5.5	0.0	0.4
Poured concrete foundation and structure contractors.....		236400-224	2.9	0.0	0.1	-0.5	-0.3	0.1
Poured concrete foundation and structure contractors, Northeast.....		236400-2241	1.7	0.0	0.0	-0.9	-0.4	0.2
Poured concrete foundation and structure contractors, South.....		236400-2242	2.1	-0.1	0.2	0.6	-0.3	0.0
Poured concrete foundation and structure contractors, Midwest.....		236400-2243	1.4	0.3	0.0	-3.3	-0.1	0.3
Poured concrete foundation and structure contractors, West.....		236400-2244	5.9	0.0	0.0	0.2	-0.3	0.1
New nonresidential building construction by region.....	236500		11.5	0.1	0.1	-0.3	0.1	0.0
New nonresidential building construction, Northeast.....		236500-1	12.2	0.1	0.5	0.5	0.0	0.1
New nonresidential building construction, South.....		236500-2	12.9	0.1	0.1	-0.6	0.1	-0.1
New nonresidential building construction, Midwest.....		236500-3	8.5	0.1	0.2	-1.1	-0.1	0.0
New nonresidential building construction, West.....		236500-4	11.4	0.0	0.0	0.1	0.1	0.1
Nonresidential building maintenance & repair.....	2381MR		2.5	0.2	0.4	0.1	1.4	0.1
General medical and surgical hospitals by patient type.....	62211A							
Medicare patients.....		62211A-2	1.6	-0.2	-0.1	0.2	0.1	-0.3
Medicaid patients.....		62211A-4	0.2	0.0	0.0	0.0	0.0	0.0
Private insurance and all other patients.....		62211A-6	4.7	0.4	0.5	1.0	0.4	0.6
Private insurance patients.....		62211A-61	5.2	0.4	0.5	1.1	0.2	0.5
All other patients.....		62211A-62	2.8	0.3	0.5	0.8	1.6	0.8
Premiums for property and casualty insurance ³	924126		5.4	0.1	0.2	0.2	0.3	1.7
Primary services.....		924126-P	5.4	0.1	0.2	0.2	0.3	1.7
Premiums for private passenger auto insurance.....		924126-1	10.5	0.2	0.1	0.3	0.5	3.5
Premiums for homeowner's insurance.....		924126-2	1.7	0.1	0.5	0.3	0.2	0.1
Premiums for commercial auto insurance.....		924126-3	0.6	0.1	-0.4	0.1	0.1	0.4
Premiums for non-auto liability insurance.....		924126-4	0.7	0.0	0.1	0.0	0.0	0.0
Premiums for medical malpractice insurance.....		924126-402	0.5	0.0	0.0	0.0	0.0	0.0
Premiums for product and other non-auto liability insurance.....		924126-403	0.7	0.0	0.2	0.0	0.0	0.0
Premiums for commercial multiple peril insurance.....		924126-5	3.8	0.0	0.3	0.0	0.0	0.0
Premiums for worker's compensation insurance.....		924126-6	-1.8	0.0	0.2	0.0	0.0	0.0
Premiums for other property and casualty insurance.....		924126-7	1.3	0.4	0.1	0.2	0.1	0.0

¹ Industry and product class indexes may include products not shown separately.

² All indexes are subject to revision for 4 months after their originally scheduled publication to incorporate late reports and corrections by survey respondents.

³ The special index for 924126, in which prices reflect premiums only, contrasts with the index shown elsewhere in this table for NAICS 524126, where prices reflect premiums plus the amount of investment income earned on the invested portion of the premium.

^P Preliminary

"-" Data not available.

n.e.c. = Not elsewhere classified.

NOTE: Titles of some industries and products are not shown in this table because they fail to meet our publication criteria.

Table 13. Producer price indexes and percentage changes for special commodity groupings, not seasonally adjusted

[June 2023, Index base 1982=100, unless otherwise indicated]

Title	Other index base	Commodity code		Unadjusted index ¹					Unadjusted 1-month percent change ¹	Unadjusted 12-month percent change ¹
		Group code	Item code	Feb. 2023	Mar. 2023 ^p	Apr. 2023 ^p	May 2023 ^p	June 2023 ^p	May to June ^p	June 2022 to June 2023 ^p
All commodities except farm products.....		SI	006111	259.725	258.038	257.743	255.203	254.870	-0.1	-9.4
Industrial commodities less fuels.....		ILF	T15M05	257.806	258.034	258.611	258.664	257.640	-0.4	-1.1
Construction materials.....		SI	012011	330.532	331.730	333.534	337.943	337.806	0.0	-3.4
Chemicals and allied products, including synthetic rubber and synthetic fibers and yarns.....		SI	020011	350.034	347.431	348.366	345.730	342.358	-1.0	-6.8
Lumber and plywood.....		SI	004011	271.119	268.133	265.851	266.067	263.671	-0.9	-18.9
Foods										
All foods.....		SI	013011	262.108	265.136	263.813	258.358	259.397	0.4	-1.8
Apples.....	06/08	SI	01102A	163.996	155.414	150.740	145.388	148.548	2.2	30.6
Berries.....	06/08	SI	01102B	140.552	131.098	155.679	140.467	127.636	-9.1	-6.0
Processed foods.....		SI	095011	261.438	263.174	262.240	261.663	261.765	0.0	-1.9
Textiles										
Selected textile mill products.....		SI	134011	198.412	198.498	198.915	198.549	198.225	-0.2	1.5
Hosiery.....		SI	092011	183.864	183.864	183.883	183.937	183.937	0.0	1.7
Underwear and nightwear.....		SI	094011	158.769	158.769	158.769	160.111	160.111	0.0	0.8
Metals										
Steel mill products, including fabricated wire products.....		SI	STEEL1	319.031	321.643	332.504	348.370	346.371	-0.6	-17.6
Finished steel mill products, excluding fabricated wire products.....		SI	STEEL2	304.915	307.803	319.685	339.446	338.272	-0.3	-18.4
Finished steel mill products, including fabricated wire products.....		SI	STEEL3	309.815	312.345	323.519	341.951	340.640	-0.4	-18.0
Special metals and metal products.....		SI	018011	243.721	245.024	246.132	246.847	245.008	-0.7	-3.9
Fabricated metal products.....		SI	017011	282.465	283.684	284.754	284.410	284.902	0.2	0.5
Copper and copper products.....		SI	019011	537.343	531.970	525.887	511.511	503.287	-1.6	-7.5
Machinery										
Machinery and motive products.....		SI	093011	185.290	185.815	186.294	186.463	186.654	0.1	4.0
Machinery and equipment, except electrical.....		SI	089011	206.050	207.073	208.220	208.690	208.781	0.0	6.2
Agricultural machinery, including tractors.....		SI	024011	327.000	327.686	328.978	329.516	331.115	0.5	4.9
Metalworking machinery.....		SI	021011	242.839	243.032	243.089	247.665	247.169	-0.2	7.4
Total tractors.....		SI	023011	285.761	287.770	287.795	288.107	288.112	0.0	7.9
Agriculture machinery and equipment, less parts.....		SI	021012	322.430	323.106	324.381	324.911	326.487	0.5	4.9
Agricultural machinery, excluding tractors.....		SI	024012	337.865	338.797	340.093	340.738	341.952	0.4	4.8
Medical										
Pharmaceutical preparations for human and veterinary use.....		SI	070011	860.471	860.532	860.845	860.100	859.785	0.0	2.7
Pharmaceuticals for human use, prescription.....	06/01	SI	07003	316.570	316.572	316.440	315.271	315.271	0.0	2.5
Pharmaceuticals for human use, non-prescription.....	06/01	SI	07006	141.709	141.716	141.813	141.813	141.813	0.0	1.7
Health care services, Medicare patients.....	06/14	SI	HCARE1	113.974	113.874	113.819	113.888	113.792	-0.1	0.4
Health care services, Medicaid patients.....	06/14	SI	HCARE2	117.052	117.083	117.280	117.474	117.249	-0.2	4.8
Health care services, private insurance patients.....	06/14	SI	HCARE3	123.298	123.674	124.396	124.501	124.946	0.4	4.0
Health care services, all other patients.....	06/14	SI	HCARE4	125.913	127.393	127.495	127.904	127.872	0.0	3.7

¹ All indexes are subject to revision for 4 months after their originally scheduled publication to incorporate late reports and corrections by survey respondents.

p Preliminary

NOTE: See next page for content of indexes on this table.

Table 13 commodity groupings include the following items:

All commodities except farm products: 02 through 15

Industrial commodities less fuels: 03, 04, and 06 through 15

Construction materials: 062101, 0721, 081105, 081106, 081107, 081203, 081204, 082, 0831, 0835, 086, 092, 101502, 101703, 101704, 10250162, 104101, 105, 106, 1071, 107301, 1074051, 107411, 10830225, 1142, 1147, 11490205, 11710143, 11710144, 11710147, 11710216, 11710217, 123101, 1232, 131108, 1321, 1322, 133, 134, 1361, 1362, 137, 1392, 1394, and 139501

Chemicals and allied products, including synthetic rubber and synthetic fibers: 031, 06 less 064, and 071102

Lumber and plywood: 081 and 083

All foods: 011, 017, and 02 less 0261, 0262, and 029

Apples: 01110208, 01110209, 01110211, 01110215, 01110216, 01110220, 01110229, 01110230

Berries: 01110222, 01110224, 01110225, 01110226, 01110227

Processed foods: 02 less 0261, 0262, and 029

Selected textile mill products: 0327, 03370104, 034, 038108083, 03820312, 038303214, 038303216, and 1231

Hosiery: 03810831

Underwear and nightwear: 03810647, 03810761, 038308083

Steel mill products, including fabricated wire products: 1017 and 1088

Finished steel mill products, excluding fabricated wire products: 101703, 101704, 101705, 101706, 101706, 101707, and 101708

Finished steel mill products, including fabricated wire products: 101703, 101704, 101705, 101706, 101706, 101707, 101708, and 1088

Special metals and metal products: 10, 111, and 141

Fabricated metal products: 103 through 108

Copper and copper products: 10210201, 10220131, 102301, 102403, 102502, 10260314, and 102807013

Machinery and motive products: 11 and 14

Machinery and equipment except electrical: 111, 112, 113, 114, 115, 116, 118, and 119

Agriculture machinery, including tractors: 1114 less 111409

Metalworking machinery: 113A, 1132, 113304, 1137, and 1138

Total tractors: 111410 and 112A less 112A03

Agricultural machinery and equipment, less parts (old commodity code 111): 111 less 111409

Agricultural machinery, excluding tractors (old commodity code 1112): 1114 less 111403

Pharmaceutical preparations for human and veterinary use: 0634 and 0638

Pharmaceuticals for human use, prescription: prescription pharmaceutical price quotes from 0638

Pharmaceuticals for human use, non-prescription: non-prescription pharmaceutical price quotes from 0638

Health care services, Medicare patients: Medicare price quotes from 511 and 512

Health care services, Medicaid patients: Medicaid price quotes from 511 and 512

Health care services, private insurance patients: Private insurance price quotes from 511 and 512

Health care services, all other patients: Price quotes from 511 and 512, less Medicare, Medicaid, and private insurance

Note: Weights for the above components are those used for the comprehensive All commodities index.

Table 14. Producer price indexes and percentage changes for net inputs to industries, excluding capital investment, labor, and imports; not seasonally adjusted
 [June 2023, Index base December 2014=100, unless otherwise indicated]

Title	Other index base	Commodity code		Unadjusted index ¹					Unadjusted 1-month percent change ¹	Unadjusted 12-month percent change ¹
		Group code	Item code	Feb. 2023	Mar. 2023 ^P	Apr. 2023 ^P	May 2023 ^P	June 2023 ^P	May to June ^P	June 2022 to June 2023 ^P
Construction										
Inputs to construction industries, excluding capital investment, labor, and imports.....	06/86	IP	230000	148.437	148.817	149.257	148.375	148.411	0.0	-5.3
Inputs to construction industries, goods.....		IP	2300001	318.195	318.741	319.366	317.734	317.744	0.0	-4.9
Inputs to construction industries, energy.....		IP	23000012	147.198	144.589	147.117	139.380	138.391	-0.7	-37.2
Inputs to construction industries, goods less foods and energy.....		IP	23000013	150.545	151.129	151.170	151.192	151.311	0.1	0.7
Inputs to construction industries, services.....		IP	2300002	145.677	146.297	147.021	145.918	146.014	0.1	-6.2
Inputs to construction industries, trade services ²		IP	23000021	151.661	154.224	156.435	154.415	155.432	0.7	-9.3
Inputs to construction industries, transportation and warehousing services.....		IP	23000022	138.290	136.033	131.999	131.311	128.521	-2.1	-13.7
Inputs to construction industries, services less trade, transportation, and warehousing.....		IP	23000023	131.656	131.067	131.966	131.899	132.075	0.1	7.7
New construction										
Inputs to new construction, excluding capital investment, labor, and imports.....	06/86	IP	231000	149.240	149.603	150.104	149.222	149.277	0.0	-4.8
Inputs to new construction, goods.....		IP	2310001	318.716	319.259	320.032	318.433	318.525	0.0	-4.4
Inputs to new construction, energy.....		IP	23100012	147.680	144.330	146.751	138.629	137.981	-0.5	-36.4
Inputs to new construction, goods less foods and energy.....		IP	23100013	151.346	151.991	152.136	152.172	152.290	0.1	0.8
Inputs to new construction, services.....		IP	2310002	146.065	146.636	147.398	146.273	146.350	0.1	-5.6
Inputs to new construction, trade services ²		IP	23100021	152.708	155.358	157.808	155.594	156.648	0.7	-8.9
Inputs to new construction, transportation and warehousing services.....		IP	23100022	138.290	136.033	131.999	131.311	128.521	-2.1	-13.7
Inputs to new construction, services less trade, transportation, and warehousing.....		IP	23100023	131.512	130.969	131.853	131.809	131.995	0.1	7.3
Inputs to residential construction industries, excluding capital investment, labor, and imports.....		06/86	IP	231100	145.823	146.133	146.321	145.536	145.650	0.1
Inputs to residential construction industries, goods.....	IP		2311001	311.399	311.620	311.485	310.258	310.301	0.0	-3.6
Inputs to residential construction industries, energy.....	IP		23110012	138.568	136.186	138.240	131.552	131.424	-0.1	-35.2
Inputs to residential construction industries, goods less foods and energy.....	IP		23110013	149.677	150.027	149.755	149.768	149.803	0.0	0.7
Inputs to residential construction industries, services.....	IP		2311002	142.750	143.941	142.850	143.106	143.106	0.2	-8.9
Inputs to residential construction industries, trade services ²	IP		23110021	146.086	148.079	149.505	147.777	148.785	0.7	-11.9
Inputs to residential construction industries, transportation and warehousing services.....	IP		23110022	138.290	136.033	131.999	131.311	128.521	-2.1	-13.7
Inputs to residential construction industries, services less trade, transportation, and warehousing.....	IP		23110023	134.121	133.460	134.437	134.365	134.535	0.1	7.5
Inputs to single family residential construction, excluding capital investment, labor, and imports.....	06/86		IP	231110	144.551	144.935	144.989	144.242	144.366	0.1
Inputs to single family residential construction, goods.....		IP	2311101	145.959	146.002	145.770	145.332	145.309	0.0	-3.2
Inputs to single family residential construction, energy.....		IP	23111012	142.138	139.731	141.679	135.109	135.375	0.2	-34.2
Inputs to single family residential construction, goods less foods and energy.....		IP	23111013	149.557	149.779	149.383	149.381	149.336	0.0	0.0
Inputs to single family residential construction, services.....		IP	2311102	142.471	143.354	143.825	142.627	142.966	0.2	-8.9
Inputs to single family residential construction, trade services ²		IP	23111021	145.873	148.137	149.358	147.591	148.665	0.7	-11.2
Inputs to single family residential construction, transportation and warehousing services.....		IP	23111022	138.290	136.033	131.999	131.311	128.521	-2.1	-13.7
Inputs to single family residential construction, services less trade, transportation, and warehousing.....		IP	23111023	136.829	136.102	137.188	137.070	137.306	0.2	8.6
Inputs to multifamily residential construction, excluding capital investment, labor, and imports.....		06/86	IP	231120	146.300	146.712	147.240	146.773	147.022	0.2
Inputs to multifamily residential construction, goods.....	IP		2311201	149.203	149.557	150.080	150.039	150.246	0.1	-2.0
Inputs to multifamily residential construction, energy.....	IP		23112012	145.230	142.812	144.733	137.871	137.574	-0.2	-34.1
Inputs to multifamily residential construction, goods less foods and energy.....	IP		23112013	151.927	152.515	152.932	153.452	153.704	0.2	1.9
Inputs to multifamily residential construction, services.....	IP		2311202	142.915	143.411	143.948	142.874	143.183	0.2	-10.1
Inputs to multifamily residential construction, trade services ²	IP		23112021	145.727	147.632	148.985	147.240	148.408	0.8	-13.6
Inputs to multifamily residential construction, transportation and warehousing services.....	IP		23112022	138.290	136.033	131.999	131.311	128.521	-2.1	-13.7
Inputs to multifamily residential construction, services less trade, transportation, and warehousing.....	IP		23112023	127.753	127.069	128.119	128.057	128.212	0.1	7.3
Inputs to other residential construction, excluding capital investment, labor, and imports.....	06/86		IP	231130	144.729	145.041	145.295	144.508	144.632	0.1
Inputs to other residential construction, goods.....		IP	2311301	146.436	146.590	146.602	145.979	146.039	0.0	-4.0
Inputs to other residential construction, energy.....		IP	23113012	139.229	136.823	138.946	132.117	131.843	-0.2	-35.6
Inputs to other residential construction, goods less foods and energy.....		IP	23113013	147.262	147.695	147.476	147.530	147.627	0.1	1.1
Inputs to other residential construction, services.....		IP	2311302	142.398	142.950	143.570	142.532	142.755	0.2	-8.3
Inputs to other residential construction, trade services ²	IP	23113021	146.817	148.714	150.259	148.524	149.493	0.7	-11.9	

See footnotes at end of table.

Table 14. Producer price indexes and percentage changes for net inputs to industries, excluding capital investment, labor, and imports; not seasonally adjusted — Continued
 [June 2023, Index base December 2014=100, unless otherwise indicated]

Title	Other index base	Commodity code		Unadjusted index ¹					Unadjusted 1-month percent change ¹	Unadjusted 12-month percent change ¹	
		Group code	Item code	Feb. 2023	Mar. 2023 ^P	Apr. 2023 ^P	May 2023 ^P	June 2023 ^P	May to June ^P	June 2022 to June 2023 ^P	
Inputs to other residential construction, transportation and warehousing services.....		IP	23113022	138.290	136.033	131.999	131.311	128.521	-2.1	-13.7	
Inputs to other residential construction, services less trade, transportation, and warehousing.....		IP	23113023	124.628	124.206	125.012	124.903	125.047	0.1	6.9	
Inputs to nonresidential construction, excluding capital investment, labor, and imports.....	06/10	IP	231200	149.301	149.763	150.466	149.592	149.603	0.0	-3.8	
Inputs to nonresidential construction, goods.....		IP	2312001	160.369	160.814	161.431	160.672	160.726	0.0	-4.5	
Inputs to nonresidential construction, energy.....		IP	23120012	146.842	144.236	146.769	139.030	138.015	-0.7	-37.3	
Inputs to nonresidential construction, goods less foods and energy.....		IP	23120013	151.037	151.793	152.154	152.228	152.398	0.1	1.0	
Inputs to nonresidential construction, services.....		IP	2312002	147.532	148.097	149.082	147.841	147.762	-0.1	-2.2	
Inputs to nonresidential construction, trade services ²		IP	23120021	162.333	165.562	169.178	166.274	167.292	0.6	-4.4	
Inputs to nonresidential construction, transportation and warehousing services.....		IP	23120022	138.290	136.033	131.999	131.311	128.521	-2.1	-13.7	
Inputs to nonresidential construction, services less trade, transportation, and warehousing.....		IP	23120023	124.856	124.503	125.387	125.274	125.416	0.1	7.4	
Inputs to commercial and healthcare structures, excluding capital investment, labor, and imports.....		06/10	IP	231210	151.237	151.763	152.340	151.596	151.660	0.0	-2.2
Inputs to commercial and healthcare structures, goods.....			IP	2312101	163.371	163.890	164.448	163.903	164.022	0.1	-2.4
Inputs to commercial and healthcare structures, energy.....	IP		23121012	143.384	140.932	142.997	136.187	136.209	0.0	-34.8	
Inputs to commercial and healthcare structures, goods less foods and energy.....	IP		23121013	152.954	153.650	154.058	154.008	154.125	0.1	0.8	
Inputs to commercial and healthcare structures, services.....	IP		2312102	149.807	150.447	151.179	149.808	149.749	0.0	-1.6	
Inputs to commercial and healthcare structures, trade services ²	IP		23121021	167.328	171.600	175.062	171.642	172.948	0.8	-2.7	
Inputs to commercial and healthcare structures, transportation and warehousing services.....	IP		23121022	138.290	136.033	131.999	131.311	128.521	-2.1	-13.7	
Inputs to commercial and healthcare structures, services less trade, transportation, and warehousing.....	IP		23121023	126.017	125.346	126.266	126.188	126.398	0.2	8.2	
Inputs to commercial structures, excluding capital investment, labor, and imports.....	06/10		IP	231211	151.840	152.383	152.972	152.202	152.287	0.1	-2.1
Inputs to commercial structures, goods.....			IP	2312111	150.733	151.185	151.692	151.160	151.302	0.1	-2.5
Inputs to commercial structures, energy.....		IP	23121112	143.510	141.050	143.154	136.271	136.193	-0.1	-35.0	
Inputs to commercial structures, goods less foods and energy.....		IP	23121113	153.350	154.021	154.418	154.342	154.501	0.1	0.8	
Inputs to commercial structures, services.....		IP	2312112	150.961	151.731	152.523	151.137	151.071	0.0	-0.9	
Inputs to commercial structures, trade services ²		IP	23121121	169.192	173.898	177.501	173.923	175.176	0.7	-1.7	
Inputs to commercial structures, transportation and warehousing services.....		IP	23121122	138.290	136.033	131.999	131.311	128.521	-2.1	-13.7	
Inputs to commercial structures, services less trade, transportation, and warehousing.....		IP	23121123	129.491	128.843	129.759	129.685	129.886	0.2	7.8	
Inputs to healthcare structures, excluding capital investment, labor, and imports.....		06/10	IP	231212	150.790	151.203	151.681	150.983	151.012	0.0	-2.5
Inputs to healthcare structures, goods.....			IP	2312121	150.039	150.449	150.844	150.386	150.457	0.0	-2.4
Inputs to healthcare structures, energy.....	IP		23121212	143.205	140.777	142.757	136.106	136.322	0.2	-34.3	
Inputs to healthcare structures, goods less foods and energy.....	IP		23121213	152.523	153.145	153.429	153.419	153.480	0.0	0.8	
Inputs to healthcare structures, services.....	IP		2312122	149.327	149.742	150.416	149.126	149.050	-0.1	-2.7	
Inputs to healthcare structures, trade services ²	IP		23121221	163.171	166.557	169.739	166.739	168.024	0.8	-4.4	
Inputs to healthcare structures, transportation and warehousing services.....	IP		23121222	138.290	136.033	131.999	131.311	128.521	-2.1	-13.7	
Inputs to healthcare structures, services less trade, transportation, and warehousing.....	IP		23121223	127.274	126.636	127.640	127.551	127.749	0.2	8.4	
Inputs to industrial structures, excluding capital investment, labor, and imports.....	06/10		IP	231220	148.846	149.805	150.565	149.879	149.931	0.0	-1.7
Inputs to industrial structures, goods.....			IP	2312201	155.436	156.158	156.946	156.554	156.708	0.1	-2.0
Inputs to industrial structures, energy.....		IP	23122012	145.314	142.776	145.114	137.764	137.167	-0.4	-36.3	
Inputs to industrial structures, goods less foods and energy.....		IP	23122013	146.429	147.411	148.003	148.288	148.503	0.1	2.8	
Inputs to industrial structures, services.....		IP	2312202	151.080	152.679	153.462	152.038	151.871	-0.1	-1.1	
Inputs to industrial structures, trade services ²		IP	23122021	169.247	175.797	179.588	175.716	176.816	0.6	-0.7	
Inputs to industrial structures, transportation and warehousing services.....		IP	23122022	138.290	136.033	131.999	131.311	128.521	-2.1	-13.7	
Inputs to industrial structures, services less trade, transportation, and warehousing.....		IP	23122023	125.533	125.362	126.005	125.968	125.994	0.0	6.0	
Inputs to other nonresidential construction, excluding capital investment, labor, and imports.....		06/10	IP	231230	148.499	148.968	149.591	148.624	148.651	0.0	-4.4
Inputs to other nonresidential construction, goods.....			IP	2312301	159.030	159.546	159.996	159.069	159.147	0.0	-5.2
Inputs to other nonresidential construction, energy.....	IP		23123012	144.499	142.980	143.646	135.829	135.078	-0.6	-36.3	
Inputs to other nonresidential construction, goods less foods and energy.....	IP		23123013	150.413	151.179	151.569	151.663	151.852	0.1	1.0	
Inputs to other nonresidential construction, services.....	IP		2312302	146.329	146.764	147.820	146.645	146.571	-0.1	-2.5	
Inputs to other nonresidential construction, trade services ²	IP	23123021	160.339	163.023	166.660	163.972	164.909	0.6	-5.1		

See footnotes at end of table.

Table 14. Producer price indexes and percentage changes for net inputs to industries, excluding capital investment, labor, and imports; not seasonally adjusted — Continued
 [June 2023, Index base December 2014=100, unless otherwise indicated]

Title	Other index base	Commodity code		Unadjusted index ¹					Unadjusted 1-month percent change ¹	Unadjusted 12-month percent change ¹
		Group code	Item code	Feb. 2023	Mar. 2023 ^P	Apr. 2023 ^P	May 2023 ^P	June 2023 ^P	May to June ^P	June 2022 to June 2023 ^P
Inputs to other nonresidential construction, transportation and warehousing services.....		IP	23123022	138.290	136.033	131.999	131.311	128.521	-2.1	-13.7
Inputs to other nonresidential construction, services less trade, transportation, and warehousing.....		IP	23123023	124.403	124.096	124.967	124.851	124.986	0.1	7.2
Inputs to highways and streets, excluding capital investment, labor, and imports.....		IP	231231	145.986	146.535	147.369	146.575	146.651	0.1	-3.8
Inputs to highways and streets, goods.....		IP	2312311	145.679	146.244	146.910	146.312	146.470	0.1	-4.4
Inputs to highways and streets, energy.....		IP	23123112	148.700	146.012	148.792	140.563	139.003	-1.1	-38.5
Inputs to highways and streets, goods less foods and energy....		IP	23123113	148.848	149.821	150.247	150.558	150.927	0.2	2.3
Inputs to highways and streets, services.....		IP	2312312	144.599	145.095	146.376	145.059	144.910	-0.1	-1.9
Inputs to highways and streets, trade services ²		IP	23123121	161.785	164.726	169.025	165.999	166.758	0.5	-3.9
Inputs to highways and streets, transportation and warehousing services.....		IP	23123122	135.392	133.183	129.233	128.560	125.828	-2.1	-13.7
Inputs to highways and streets, services less trade, transportation, and warehousing.....		IP	23123123	123.878	123.530	124.489	124.344	124.523	0.1	8.0
Inputs to power and communication structures, excluding capital investment, labor, and imports.....		IP	231232	146.176	146.486	147.413	146.253	146.120	-0.1	-5.7
Inputs to power and communication structures, goods.....		IP	2312321	149.938	150.144	150.863	149.541	149.274	-0.2	-8.4
Inputs to power and communication structures, energy.....		IP	23123212	142.035	139.890	141.924	135.338	134.459	-0.6	-32.1
Inputs to power and communication structures, goods less foods and energy.....		IP	23123213	151.378	152.133	152.543	152.455	152.333	-0.1	-0.6
Inputs to power and communication structures, services.....		IP	2312322	140.964	141.418	142.635	141.698	141.753	0.0	-1.4
Inputs to power and communication structures, trade services ²		IP	23123221	158.045	160.255	163.885	161.335	162.246	0.6	-5.4
Inputs to power and communication structures, transportation and warehousing services.....		IP	23123222	138.290	136.033	131.999	131.311	128.521	-2.1	-13.7
Inputs to power and communication structures, services less trade, transportation, and warehousing.....		IP	23123223	122.352	122.295	123.002	122.922	122.963	0.0	5.3
Inputs to educational and vocational structures, excluding capital investment, labor, and imports.....		IP	231233	150.316	150.751	151.225	150.613	150.659	0.0	-2.7
Inputs to educational and vocational structures, goods.....		IP	2312331	149.684	150.089	150.526	150.123	150.224	0.1	-2.8
Inputs to educational and vocational structures, energy.....		IP	23123312	137.675	135.329	137.288	130.791	130.856	0.0	-34.7
Inputs to educational and vocational structures, goods less foods and energy.....		IP	23123313	151.067	151.675	152.002	152.043	152.148	0.1	0.3
Inputs to educational and vocational structures, services.....		IP	2312332	149.244	149.745	150.303	149.181	149.087	-0.1	-2.6
Inputs to educational and vocational structures, trade services ²		IP	23123321	161.508	164.916	167.754	165.315	166.492	0.7	-4.0
Inputs to educational and vocational structures, transportation and warehousing services.....		IP	23123322	138.290	136.033	131.999	131.311	128.521	-2.1	-13.7
Inputs to educational and vocational structures, services less trade, transportation, and warehousing.....		IP	23123323	126.833	126.199	127.113	127.036	127.228	0.2	8.2
Inputs to other misc. nonresidential construction, excluding capital investment, labor, and imports.....		IP	231234	147.905	148.106	148.833	148.083	148.040	0.0	-4.7
Inputs to other misc. nonresidential construction, goods.....		IP	2312341	146.230	146.387	147.012	146.473	146.447	0.0	-5.1
Inputs to other misc. nonresidential construction, energy.....		IP	23123412	146.754	144.333	146.543	138.673	137.645	-0.7	-37.5
Inputs to other misc. nonresidential construction, goods less foods and energy.....		IP	23123413	149.617	150.091	150.539	150.874	150.969	0.1	0.7
Inputs to other misc. nonresidential construction, services.....		IP	2312342	146.682	146.968	147.889	146.716	146.639	-0.1	-3.8
Inputs to other misc. nonresidential construction, trade services ²		IP	23123421	158.388	160.697	164.073	161.507	162.532	0.6	-6.8
Inputs to other misc. nonresidential construction, transportation and warehousing services.....		IP	23123422	138.290	136.033	131.999	131.311	128.521	-2.1	-13.7
Inputs to other misc. nonresidential construction, services less trade, transportation, and warehousing.....		IP	23123423	124.456	124.131	125.020	124.897	125.033	0.1	7.2
Maintenance and repair construction										
Inputs to maintenance and repair construction, excluding capital investment, labor, and imports.....		IP	232000	145.115	145.371	145.579	144.567	144.562	0.0	-6.2
Inputs to maintenance and repair construction, goods.....	06/86	IP	2320001	326.120	326.128	326.246	323.858	323.546	-0.1	-5.8
Inputs to maintenance and repair construction, energy.....		IP	23200012	157.989	154.302	157.929	147.365	144.934	-1.6	-41.0
Inputs to maintenance and repair construction, goods less foods and energy.....		IP	23200013	148.176	148.563	148.246	148.138	148.234	0.1	0.6
Inputs to maintenance and repair construction, services.....		IP	2320002	143.047	143.748	144.228	143.317	143.552	0.2	-6.8
Inputs to maintenance and repair construction, trade services ²		IP	23200021	149.323	151.373	152.427	151.031	151.761	0.5	-8.9
Inputs to maintenance and repair construction, transportation and warehousing services.....		IP	23200022	138.290	136.033	131.999	131.311	128.521	-2.1	-13.7
Inputs to maintenance and repair construction, services less trade, transportation, and warehousing.....		IP	23200023	124.461	123.716	124.844	124.823	125.269	0.4	7.8
Inputs to residential maintenance and repair, excluding capital investment, labor, and imports.....		IP	232100	143.018	143.551	143.367	142.775	142.756	0.0	-5.6
Inputs to residential maintenance and repair, goods.....	06/86	IP	2321001	304.976	305.111	304.911	303.560	303.201	-0.1	-3.5
Inputs to residential maintenance and repair, energy.....		IP	23210012	155.594	152.571	155.925	146.349	143.475	-2.0	-41.2

See footnotes at end of table.

Table 14. Producer price indexes and percentage changes for net inputs to industries, excluding capital investment, labor, and imports; not seasonally adjusted — Continued
 [June 2023, Index base December 2014=100, unless otherwise indicated]

Title	Other index base	Commodity code		Unadjusted index ¹					Unadjusted 1-month percent change ¹	Unadjusted 12-month percent change ¹
		Group code	Item code	Feb. 2023	Mar. 2023 ^P	Apr. 2023 ^P	May 2023 ^P	June 2023 ^P	May to June ^P	June 2022 to June 2023 ^P
Inputs to residential maintenance and repair, goods less foods and energy.....		IP	23210013	146.647	146.929	146.590	146.563	146.581	0.0	1.0
Inputs to residential maintenance and repair, services.....		IP	2321002	143.349	144.522	144.215	143.679	143.862	0.1	-7.6
Inputs to residential maintenance and repair, trade services ²		IP	23210021	147.202	149.317	149.150	148.517	149.130	0.4	-9.1
Inputs to residential maintenance and repair, transportation and warehousing services.....		IP	23210022	138.290	136.033	131.999	131.311	128.521	-2.1	-13.7
Inputs to residential maintenance and repair, services less trade, transportation, and warehousing.....		IP	23210023	132.302	132.018	132.845	132.673	132.771	0.1	7.1
Inputs to nonresidential maintenance and repair, excluding capital investment, labor, and imports.....		IP	232200	145.873	146.132	146.519	145.446	145.376	0.0	-6.6
Inputs to nonresidential maintenance and repair, goods.....	06/86	IP	2322001	330.587	330.791	331.082	328.848	328.439	-0.1	-6.8
Inputs to nonresidential maintenance and repair, energy.....		IP	23220012	155.922	153.107	156.306	146.699	143.852	-1.9	-41.1
Inputs to nonresidential maintenance and repair, goods less foods and energy.....		IP	23220013	148.402	148.838	148.607	148.613	148.744	0.1	0.1
Inputs to nonresidential maintenance and repair, services.....		IP	2322002	143.754	144.348	145.245	144.015	144.166	0.1	-6.4
Inputs to nonresidential maintenance and repair, trade services ²		IP	23220021	151.003	153.074	155.178	153.131	153.971	0.5	-8.9
Inputs to nonresidential maintenance and repair, transportation and warehousing services.....		IP	23220022	138.290	136.033	131.999	131.311	128.521	-2.1	-13.7
Inputs to nonresidential maintenance and repair, services less trade, transportation, and warehousing.....		IP	23220023	125.173	124.533	125.444	125.374	125.584	0.2	8.3
Manufacturing³										
Inputs to 325510, paint and coating manufacturing, excluding capital investment, labor, and imports.....	03/13	IP	325510	127.107	127.858	128.350	128.054	127.465	-0.5	-4.6
Inputs to 325510, goods.....	03/13	IP	3255101	122.626	123.352	123.942	123.777	123.143	-0.5	-4.9
Inputs to 325510, energy.....	03/13	IP	32551012	105.925	104.485	104.418	102.295	106.202	3.8	-19.3
Inputs to 325510, goods less foods and energy.....	03/13	IP	32551013	123.659	124.458	125.071	124.968	124.186	-0.6	-4.5
Inputs to 325510, services.....	03/13	IP	3255102	147.929	148.788	148.550	147.359	147.134	-0.2	-3.0
Inputs to 325510, trade services ²	03/13	IP	32551021	154.089	157.963	160.465	158.573	160.152	1.0	2.4
Inputs to 325510, transportation and warehousing services.....	03/13	IP	32551022	136.232	134.699	132.335	131.746	130.098	-1.3	-7.3
Inputs to 326100, plastics products manufacturing, excluding capital investment, labor, and imports.....	03/14	IP	326100	122.170	122.467	123.432	123.279	122.724	-0.5	-7.2
Inputs to 326100, goods.....	03/14	IP	3261001	116.306	116.747	117.825	117.714	117.076	-0.5	-9.0
Inputs to 326100, energy.....	03/14	IP	32610012	124.305	122.038	119.185	121.242	128.880	6.3	1.2
Inputs to 326100, goods less foods and energy.....	03/14	IP	32610013	115.785	116.416	117.770	117.507	116.292	-1.0	-9.7
Inputs to 326100, services.....	03/14	IP	3261002	143.937	143.402	143.647	143.277	143.240	0.0	1.2
Inputs to 326100, trade services ²	03/14	IP	32610021	156.772	157.744	159.390	159.195	160.397	0.8	2.8
Inputs to 326100, transportation and warehousing services.....	03/14	IP	32610022	127.928	126.407	123.739	122.944	121.026	-1.6	-9.5
Inputs to 326100, services less trade, transportation, and warehousing.....	03/14	IP	32610023	127.744	126.381	128.048	127.976	128.406	0.3	12.5
Inputs to 333130, mining and oil and gas field machinery mfg, excluding capital investment, labor, and imports.....	04/14	IP	333130	143.409	144.893	145.948	146.886	146.859	0.0	-3.6
Inputs to 333130, goods.....	04/14	IP	3331301	132.701	133.336	134.771	136.365	136.344	0.0	-4.7
Inputs to 333130, energy.....	04/14	IP	33313012	129.807	140.521	115.929	107.956	115.802	7.3	-12.5
Inputs to 333130, goods less foods and energy.....	04/14	IP	33313013	132.950	133.337	135.416	137.248	137.034	-0.2	-4.5
Inputs to 333130, services.....	04/14	IP	3331302	162.236	166.252	165.995	164.762	164.718	0.0	-0.5
Inputs to 333130, trade services ²	04/14	IP	33313021	179.744	191.007	192.278	188.326	189.707	0.7	1.6
Inputs to 333130, transportation and warehousing services.....	04/14	IP	33313022	125.675	124.469	121.246	120.323	118.748	-1.3	-12.1
Inputs to 333130, services less trade, transportation, and warehousing.....	04/14	IP	33313023	145.509	145.821	146.416	147.802	147.524	-0.2	8.7
Inputs to 336111, automobile manufacturing, excluding capital investment, labor, and imports.....	02/14	IP	336111	133.112	134.343	133.815	134.391	134.332	0.0	2.6
Inputs to 336111, goods.....	02/14	IP	3361111	118.594	118.755	119.042	119.068	119.204	0.1	2.9
Inputs to 336111, goods less foods and energy.....	02/14	IP	33611113	118.594	118.755	119.042	119.068	119.204	0.1	2.9
Inputs to 336111, services.....	02/14	IP	3361112	166.121	172.610	167.947	171.247	170.141	-0.6	2.2
Inputs to 336111, trade services ²	02/14	IP	33611121	167.823	175.505	170.816	174.655	173.816	-0.5	4.0
Inputs to 336111, transportation and warehousing services.....	02/14	IP	33611122	140.472	138.180	134.081	133.383	130.549	-2.1	-13.7
Inputs to 336411, airplane manufacturing, excluding capital investment, labor, and imports.....	02/14	IP	336411	128.417	129.327	129.567	129.924	129.880	0.0	2.3
Inputs to 336411, goods.....	02/14	IP	3364111	120.615	121.228	121.672	122.010	122.070	0.0	2.3
Inputs to 336411, energy.....	02/14	IP	33641112	153.543	179.673	129.138	107.887	115.589	7.1	-25.1
Inputs to 336411, goods less foods and energy.....	02/14	IP	33641113	120.753	121.308	121.871	122.259	122.301	0.0	2.5
Inputs to 336411, services.....	02/14	IP	3364112	155.835	157.856	157.318	157.740	157.299	-0.3	2.3
Inputs to 336411, trade services ²	02/14	IP	33641121	171.790	181.377	178.568	180.305	180.224	0.0	4.2
Inputs to 336411, transportation and warehousing services.....	02/14	IP	33641122	139.531	137.254	133.183	132.490	129.674	-2.1	-13.7
Inputs to 336411, services less trade, transportation, and warehousing.....	02/14	IP	33641123	133.913	132.938	134.133	134.090	133.943	-0.1	4.9

See footnotes at end of table.

Table 14. Producer price indexes and percentage changes for net inputs to industries, excluding capital investment, labor, and imports; not seasonally adjusted — Continued
 [June 2023, Index base December 2014=100, unless otherwise indicated]

Title	Other index base	Commodity code		Unadjusted index ¹					Unadjusted 1-month percent change ¹	Unadjusted 12-month percent change ¹
		Group code	Item code	Feb. 2023	Mar. 2023 ^p	Apr. 2023 ^p	May 2023 ^p	June 2023 ^p	May to June ^p	June 2022 to June 2023 ^p
Inputs to 336611, ship building and repairing, excluding capital investment, labor, and imports.....	02/14	IP	336611	143.233	143.822	144.361	144.751	145.031	0.2	2.0
Inputs to 336611, goods.....	02/14	IP	3366111	134.799	135.066	135.769	136.340	136.487	0.1	0.3
Inputs to 336611, energy.....	02/14	IP	33661112	133.600	134.996	127.900	127.384	137.792	8.2	2.96
Inputs to 336611, goods less foods and energy.....	02/14	IP	33661113	134.777	135.003	135.990	136.601	136.370	-0.2	0.3
Inputs to 336611, services.....	02/14	IP	3366112	156.844	158.035	158.255	158.296	158.823	0.3	5.5
Inputs to 336611, trade services ²	02/14	IP	33661121	182.933	191.256	192.940	188.811	190.236	0.8	1.5
Inputs to 336611, transportation and warehousing services.....	02/14	IP	33661122	130.185	129.801	126.916	125.656	125.003	-0.5	-10.5
Inputs to 336611, services less trade, transportation, and warehousing.....	02/14	IP	33661123	145.897	146.192	146.723	147.626	148.182	0.4	10.4
Services³										
Inputs to 484000, truck transportation, excluding capital investment, labor, and imports.....	03/14	IP	484000	142.795	137.402	135.252	132.620	129.411	-2.4	-25.1
Inputs to 484000, goods.....	03/14	IP	4840001	140.484	131.673	125.914	118.680	111.266	-6.2	-47.1
Inputs to 484000, energy.....	03/14	IP	48400012	136.665	127.624	121.712	114.296	106.706	-6.6	-48.6
Inputs to 484000, goods less foods and energy.....	03/14	IP	48400013	111.268	111.553	111.768	111.877	111.838	0.0	1.9
Inputs to 484000, services.....	03/14	IP	4840002	139.021	136.197	136.626	137.276	137.090	-0.1	1.9
Inputs to 484000, trade services ²	03/14	IP	48400021	180.443	165.350	170.441	178.331	175.440	-1.6	7.0
Inputs to 484000, transportation and warehousing services.....	03/14	IP	48400022	133.840	132.356	131.480	130.736	130.871	0.1	-2.9
Inputs to 484000, services less trade, transportation, and warehousing.....	03/14	IP	48400023	124.364	124.544	125.171	125.089	125.512	0.3	4.4
Inputs to 621A00, offices of health practitioners, excluding capital investment, labor, and imports.....	03/13	IP	621A00	132.259	132.313	133.011	133.002	133.720	0.5	4.6
Inputs to 621A00, goods.....	03/13	IP	621A001	141.096	141.190	141.102	141.389	142.147	0.5	2.7
Inputs to 621A00, energy.....	03/13	IP	621A0012	134.601	133.326	130.811	132.550	143.500	8.3	7.1
Inputs to 621A00, goods less foods and energy.....	03/13	IP	621A0013	142.113	142.311	142.405	142.584	142.577	0.0	2.3
Inputs to 621A00, services.....	03/13	IP	621A002	129.152	129.190	130.205	130.076	130.781	0.5	5.6
Inputs to 621A00, trade services ²	03/13	IP	621A0021	149.937	149.553	151.686	152.634	153.828	0.8	5.0
Inputs to 621A00, transportation and warehousing services.....	03/13	IP	621A0022	116.514	120.289	119.873	117.294	121.312	3.4	-1.8
Inputs to 621A00, services less trade, transportation and warehousing.....	03/13	IP	621A0023	124.067	124.034	124.938	124.764	125.287	0.4	5.9
Inputs to 813000, membership associations and organizations, excluding capital investment, labor, and imports.....	05/14	IP	813000	159.252	157.755	159.228	159.360	159.395	0.0	6.5
Inputs to 813000, goods.....	05/14	IP	8130001	144.751	143.046	143.835	139.668	141.041	1.0	-21.0
Inputs to 813000, energy.....	05/14	IP	81300012	150.795	147.869	149.225	142.742	144.870	1.5	-30.0
Inputs to 813000, goods less foods and energy.....	05/14	IP	81300013	135.962	136.469	136.230	136.245	136.255	0.0	5.4
Inputs to 813000, services.....	05/14	IP	8130002	159.218	157.730	159.294	159.937	159.799	-0.1	11.5
Inputs to 813000, trade services ²	05/14	IP	81300021	138.605	134.937	140.427	137.479	136.444	-0.8	2.8
Inputs to 813000, transportation and warehousing services.....	05/14	IP	81300022	133.560	133.231	132.989	132.759	132.559	-0.2	6.9
Inputs to 813000, services less trade, transportation, and warehousing.....	05/14	IP	81300023	160.731	159.197	160.830	161.575	161.454	-0.1	11.9
Inputs to 813000, maintenance and repair construction.....	05/14	IP	8130003	132.610	133.174	133.252	135.067	135.237	0.1	2.5

¹ All indexes are subject to revision for 4 months after their originally scheduled publication to incorporate late reports and corrections by survey respondents.

² Trade indexes measure changes in margins received by wholesalers and retailers.

³ PPI data for these Net Inputs to Industry Indexes are organized by Bureau of Economic Analysis (BEA) Industry code. The set of products included in an industry input index and the weights for each commodity included in the index are derived from the BEA's Input-Output Accounts Use of Commodities by Industry table in conjunction with U.S. Census Bureau revenue data. For more information, visit <https://www.bls.gov/ppi/notices/2015/updated-inputs-to-industry-producer-price-indexes.htm> online.

p Preliminary

Table 15. Industry and industry-classified product indexes recoded, effective June 2023

<u>Old Code</u>	<u>New Code</u>
2131142131140	21311821311811
2131152131150	21311821311812
3313183313181	3313183313180
33331033331081	33331033331091
33331033331085	33331033331093
3333103333108A	3333103333105
3333103333108A1	33331033331051
3333103333108A2	33331033331052
3333103333108A3	33331033331053
3333103333108H	33331033331097
3333103333108J4	33331033331099
3333103333108J5	33331033331095
3333103333108J6	33331033331098

Table 16. New industry and industry-classified product indexes introduced into the Producer Price Index, effective June 2023

213118213118
213118213118P
2131182131181
3333103333109

Table 17. Industry and industry-classified product indexes deleted from the Producer Price Index, effective June 2023

213114213114
213114213114P
213115213115
213115213115P
3313183313183
3333103333108
33331033331083
3333103333108C
3333103333108F
3333103333108J

Table 18. Commodity-based product indexes recoded, effective June 2023

<u>Old Code</u>	<u>New Code</u>
11680118	1168013
116801181	11680131
116801182	11680132
116801183	11680133
116801232	11680148
116801233	11680145
116801235	11680147
116801236	11680149
116909	11680143
11930910	11680141
60110101	601106011
60110501	601106012

Table 19. New commodity-based product indexes introduced into the Producer Price Index, effective June 2023

10250171

1168014

601106

60110601

Table 20. Commodity-based product indexes deleted from the Producer Price Index, effective June 2023

10250144
10250163
10250170
10260331
11680111
11680123
116801234
1169
11690901
1193
119304
11930400
119309
119309
601101
601105

Technical Note

Brief Explanation of Producer Price Indexes

The Producer Price Index (PPI) of the Bureau of Labor Statistics (BLS) is a family of indexes that measures the average change over time in prices received (price changes) by producers for domestically produced goods, services, and construction. PPIs measure price change from the perspective of the seller. This contrasts with other measures, such as the Consumer Price Index (CPI). CPIs measure price change from the purchaser's perspective.

More than 10,000 PPIs for individual products and groups of products are released each month. PPIs are available for the products of virtually every industry in the mining and manufacturing sectors. Over time, new PPIs have been introduced for products of industries in the services and construction sectors of the U.S. economy. As of January 2023, the PPI covered 69 percent of services as measured by 2017 Census revenue, and 17 percent of construction.

More than 64,000 price quotations per month are organized into three sets of PPIs: (1) Final demand-Intermediate demand (FD-ID) indexes, (2) commodity indexes, and (3) indexes for the net output of industries and their products. The FD-ID structure organizes products by class of buyer and degree of fabrication as well as by stage of production. The commodity structure organizes products by similarity of end use or product type. The entire output of various industries is sampled to derive price indexes for the net output of industries and their products.

Final Demand–Intermediate Demand Indexes

The PPI FD-ID structure measures price change for goods, services, and construction sold to final demand and to intermediate demand. The FD-ID system replaced the PPI stage-of-processing (SOP) system as PPI's primary aggregation model with the release of data for January 2014. The FD-ID model expands coverage beyond that of the SOP system through the addition of services, construction, exports, and government purchases.

Compared with finished goods under the SOP system, the PPI for final demand goods includes nearly a 50 percent expansion of coverage. This increase can be traced to the addition of government purchases and exports. For overall final demand, expansion to include final demand services represents an even larger increase in coverage. In December 2022, final demand goods were about 30.7 percent of overall final demand, final demand services were roughly 66.6 percent, and final demand construction was about 2.7 percent of final demand. Within intermediate demand, coverage of services for intermediate demand resulted in about a 45 percent increase in coverage of the intermediate demand portion of the economy.

FD-ID indexes are constructed from commodity-based producer output price indexes. Commodities are allocated to aggregate indexes primarily based on the type of buyer. The main source of data used to determine the type of buyer is the "Use of commodities by industries, before redefinition," table

from the Benchmark Input-Output Accounts of the U.S. In many cases, the same commodity is purchased by different types of buyers. As a result, commodities are often included in several FD-ID indexes. For example, regular gasoline is purchased for personal consumption, export, government use, and business use. The PPI program publishes only one commodity index for regular gasoline (wpu057104), reflecting sales to all types of buyers, and this index is used in all aggregations regardless of whether the gasoline is sold for personal consumption, as an export, to government, or to businesses. Proportions based on BEA "Use of Commodities" data are used to allocate the correct portion of the total weight of gasoline to each use category. In cases when buyer type is an important price determining characteristic, indexes are created based on specific buyer type. For example, within the PPI category for loan services, separate indexes for consumer loans and business loans were constructed. For more information relating to the FD-ID structure, see "A new, experimental system of indexes from the PPI program" in the February 2011 *Monthly Labor Review*.

Final Demand: The final demand portion of the FD-ID structure measures price change for commodities sold for personal consumption, capital investment, government, and export. The system is composed of six main price indexes: final demand goods; final demand trade services; final demand transportation and warehousing services; final demand services less trade, transportation, and warehousing; final demand construction; and overall final demand.

The final demand goods index measures price change for both unprocessed and processed goods sold to final demand. Fresh fruits sold to consumers and computers sold for capital investment are examples of transactions included in the final demand goods price index. The final demand trade services index measures price change for the retailing and wholesaling of merchandise sold to final demand, generally without transformation. (Trade indexes measure changes in margins received by wholesalers and retailers.) The final demand transportation and warehousing services index tracks price change for transportation of passengers, as well as, transportation of cargo sold to final demand, and also includes prices for warehousing and storage of goods sold to final demand. The final demand services less trade, transportation, and warehousing index measures price change for all services other than trade and transportation sold to final demand. Publishing, banking, lodging, and health care are examples of these services. The final demand construction index tracks price change for new construction, as well as maintenance and repair construction sold to final demand. Construction of office buildings is an example of a commodity that would be included in the final demand construction index. Lastly, the overall final demand index tracks price change for all types of commodities sold to final demand by combining the five final demand component indexes described above.

Intermediate Demand: The intermediate demand portion of the FD-ID system tracks price change for goods, services, and construction products sold to businesses as inputs to

production, excluding capital investment. The system includes two parallel treatments of intermediate demand. The first treatment organizes intermediate demand commodities by type. The second organizes intermediate demand commodities into production stages, with the explicit goal of developing a forward-flow model of production and price change.

The intermediate demand by commodity type portion of the system organizes commodities by similarity of product. The system is composed of six main price indexes: unprocessed goods for intermediate demand; processed goods for intermediate demand; intermediate demand trade services; intermediate demand transportation and warehousing services; intermediate demand services less trade, transportation, and warehousing; and intermediate demand construction.

The unprocessed goods for intermediate demand price index measures price change for goods sold to businesses as inputs to production that have undergone no fabrication. Crude petroleum sold to refineries is an example of an unprocessed good sold to intermediate demand. The processed goods for intermediate demand index tracks price change for fabricated goods sold as business inputs. Examples include car parts sold to car manufacturers and gasoline sold to trucking companies. The index for trade services for intermediate demand measures price change for the services of retailing and wholesaling goods purchased by businesses as inputs to production. The intermediate demand transportation and warehousing services index measures price change for business travel, as well as, transportation and warehousing of cargo sold to intermediate demand. The intermediate demand services less trade, transportation, and warehousing index measures price change for services other than trade, transportation, and warehousing sold as inputs to production. Legal and accounting services purchased by businesses are examples of intermediate demand services excluding trade, transportation, and warehousing. Finally, the construction for intermediate demand index measures price change for construction purchased by firms as inputs to production. The index for construction for intermediate demand tracks price change for maintenance and repair construction purchased by firms.

The production flow treatment of intermediate demand is a stage-based system of price indexes. These indexes can be used to study price transmission across stages of production and final demand. This system is constructed in a manner that maximizes forward flow of production between stages, while minimizing back-flow of production. The production flow treatment contains four main indexes: intermediate demand stage 1, intermediate demand stage 2, intermediate demand stage 3, and intermediate demand stage 4.

Indexes for the four stages were developed by first assigning each industry in the economy to one of four stages of production, where industries assigned to the fourth stage primarily produce output consumed as final demand, industries in the third stage primarily produce output consumed by stage 4 industries, industries assigned to the second stage primarily produce output consumed by stage 3 industries, and industries assigned to the first stage produce output primarily consumed by stage 2 industries. The four indexes then track prices for the net inputs consumed by industries in each of the four stages of production. The stage 4

intermediate demand index, for example, tracks price change for inputs consumed, but not produced, by industries included in the fourth stage of production. Hence, the index tracks price change in inputs to industries that primarily produce final demand commodities (stage 4 producers primarily produce commodities sold to final demand).

Examples of heavily weighted goods-producing industries in stage 4 include the manufacture of light trucks and utility vehicles, automobiles, and pharmaceuticals. Retail trade, food service and drinking places, and hospitals are examples of heavily weighted service industries included in stage 4. Stage 4 also includes all new construction industries. Examples of goods consumed by stage 4 industries include motor vehicle parts, commercial electric power, plastic construction products, biological products, and beef and veal. Engineering services, machinery and equipment wholesaling, long distance motor carrying, and legal services constitute examples of services consumed by stage 4 industries.

Examples of highly weighted goods-producing industries included in stage 3 are motor vehicle parts manufacturing, animal (except poultry) slaughtering and processing, and semiconductor manufacturing. Services industries classified in stage 3 include wholesale trade; insurance carriers; architecture, engineering, and related services; and hotels and motels. Examples of goods consumed by stage 3 industries include slaughter steers and heifers, industrial electric power, and hot rolled steel bars, plates, and structural shapes. Services commonly consumed by stage 3 industries include commissions from sales of property and casualty insurance, business loans, temporary help services, and administrative and general management consulting services.

Petroleum refineries; electricity generation, transmission, and distribution; natural gas distribution; cattle ranching and farming; and plastic materials and resin manufacturing are among the goods-based industries assigned to stage 2. Services industries that are heavily weighted in stage 2 include management of companies and enterprises; non-depository credit intermediation; insurance agencies and brokerages; and services to buildings and dwellings. Goods commonly purchased by stage 2 industries include crude oil, natural gas, formula feeds, and primary basic organic chemicals. Services that are heavily weighted in the intermediate demand stage 2 index are legal services, business loans, and cellular phone and other wireless telecommunication.

Goods producing industries in stage 1 include oil and gas extraction, paper mills, and grain farming. Real estate, legal services, and advertising services are examples of highly weighted services industries included in stage 1. Examples of goods consumed by stage 1 industries are commercial and industrial electric power and gasoline. Services commonly consumed by stage 1 industries include solid waste collection, chemicals and allied products wholesaling, and guestroom or unit rental. It should be noted that all inputs purchased by stage 1 industries are by definition produced either within stage 1 or by latter stages of processing, leaving stage 1 less useful for price transmission analysis. For additional information on industry stage assignments, see www.bls.gov/ppi/fd-id/ppi-intermediate-demand-by-production-flow-industry-stage-assignments.htm.

Comparing the PPI with CPI

Although some data users utilize the PPI as a potential indicator of the Consumer Price Index (CPI), there are many reasons why the PPI and the CPI may diverge. The scope of the personal consumption portion of the PPI includes all marketable output sold by domestic producers for households. The scope of the CPI includes goods and services provided by business or government, where explicit user charges are paid by consumers. For example, the most heavily weighted item in the CPI, owners' equivalent rent, is excluded from the PPI. The scope of the CPI includes imports. The PPI excludes imports. The CPI only includes components of personal consumption directly paid for by the consumers, while the PPI includes components of personal consumption that may not be paid for by consumers. For example, the PPI includes medical services paid for by third parties. In contrast to CPI, PPI does not completely cover services. PPIs exclude taxes, since they do not represent producer revenue. Conversely, sales and other taxes paid by consumers are part of household expenditure and are included in the CPI. Additional technical differences between PPI and CPI also exist. For more information see "Comparing new final demand producer price indexes with other Government price indexes," *Monthly Labor Review*, January 2014, at www.bls.gov/opub/mlr/.

Commodity Indexes

The commodity classification of the PPI organizes goods, services, and construction by similarity of product or end use, disregarding industry of origin. With the release of data for July 2009, PPI expanded its commodity structure to include indexes for services and construction products. Prior to this date, the PPI commodity structure only included products from goods producing sectors. Table 9 of the *PPI Detailed Report* includes data for commodity indexes, organized in a hierarchal structure, including major groupings, subgroups, product classes, sub-product classes, and individual items.

Industry Net-Output Price Indexes

PPIs for the net output of industries and their products are grouped according to the North American Industry Classification System (NAICS). Prior to the release of January 2004, industry-based PPIs were published according to the Standard Industrial Classification (SIC) system. Industry price indexes are compatible with other economic time series organized by industry, such as data on employment, wages, and productivity. Table 11 of the *PPI Detailed Report* includes data for NAICS industries and industry groups (3-, 4-, 5-, and 6-digit codes), Census product classes (7- and 8-digit codes), products (9-digit codes), more detailed sub-products (11-digit codes), and, for some industries, indexes for other sources of revenue.

Indexes may represent one of three kinds of product categories. Every industry has primary product indexes that show changes in prices received by establishments classified in the industry for products made primarily, but not necessarily exclusively, by that industry. The industry classification of an establishment is determined by which products make up a plurality of its total shipment value. In

addition, most industries have secondary product indexes that show changes in prices received by establishments for products chiefly made in some other industry. Some industries have miscellaneous receipts indexes that track price changes for other sources of revenue received by establishments within the industry that are not derived from sales of their products; for example, resales of purchased materials, or revenues from parking lots owned by a manufacturing plant.

Data Collection

PPIs are constructed using selling prices reported by establishments of all sizes, selected by probability sampling, with the probability of selection proportionate to size. Individual items and transaction terms also are chosen by probability proportionate to size. BLS strongly encourages cooperating companies to supply actual transaction prices at the time of shipment to minimize the use of list prices. Prices submitted by survey respondents are effective on the Tuesday of the week containing the 13th day of the month. The survey is conducted online via the BLS Internet Data Collection Facility (IDCF). Data provided by survey respondents are supplemented with data from other sources for some areas.

Price data are provided by survey respondents on a voluntary and confidential basis; only sworn BLS employees are allowed access to individual company price reports. BLS publishes price indexes, not actual prices. All PPIs are subject to monthly revisions up to 4 months after original publication to reflect the availability of late reports and corrections by respondents.

BLS periodically updates the PPI sample of survey respondents to better reflect current conditions when the structure, membership, technology, or product mix of an industry shifts significantly and to spread reporting burden among smaller firms. Information on these resampling efforts are noted in the *PPI News Release* and *PPI Detailed Report* in the months they occur.

As part of an ongoing effort to expand coverage to sectors of the economy other than mining and manufacturing, an increasing number of service and construction sector industries have been introduced into the PPI. The following list of industries introduced since the mid-1990s includes the month and year in which an article describing the industry's content appeared in the *PPI Detailed Report*.

Service and construction sector industries introduced into the Producer Price Index, by SIC or NAICS code at their date of introduction and the *PPI Detailed Report* issue that announces their introduction

Title	Code	<i>PPI Detailed Report</i> Issue
	SIC	
Wireless telecommunications	4812	July 1999
Telephone communications, except radio telephone	4813	July 1995
Television broadcasting	4833	July 2002
Grocery stores	5411	July 2000
Meat and fish (seafood) markets	5421	July 2000
Fruit and vegetable markets	5431	July 2000
Candy, nut, and confectionery stores ...	5441	July 2000

Title	Code	PPI Detailed Report Issue
SIC		
Retail bakeries	5461	July 2000
Miscellaneous food stores	5499	July 2000
New car dealers	5511	July 2000
Gasoline service stations	5541	January 2002
Boat dealers	5551	January 2002
Recreational vehicle dealers	5561	January 2002
Miscellaneous retail	59	January 2001
Security brokers, dealers, and investment bankers	6211	January 2001
Investment advice	6282	January 2003
Life insurance carriers	6311	January 1999
Property and casualty insurance	6331	July 1998
Insurance agencies and brokerages	6412	January 2003
Operators and lessors of nonresidential buildings	6512	January 1996
Real estate agents and managers	6531	January 1996
Prepackaged software	7372	January 1998
Data processing services	7374	January 2002
Home health care services	8082	January 1997
Legal services	8111	January 1997
Engineering design, analysis, and consulting services	8711	January 1997
Architectural design, analysis, and consulting services	8712	January 1997
Premiums for property and casualty insurance	9331	July 1998
NAICS		
New Industrial building construction	236211	January 2008
New warehouse building construction ..	236221	July 2005
New school construction	236222	July 2006
New office construction	236223	January 2007
New health care building construction...	236224	January 2013
Concrete contractors, nonresidential building work	23811X	July 2008
Roofing contractors, nonresidential building work	23816X	July 2008
Electrical contractors, nonresidential building work	23821X	July 2008
Plumbing / HVAC contractors, nonresidential building work	23822X	July 2008
Merchant wholesalers, durable goods ..	423	July 2005
Merchant wholesalers, nondurable goods	424	July 2005
Electronics and appliance stores	443	January 2004
Building material and garden equipment and supplies dealers.....	444	January 2004
Sporting goods, hobby, book, and music stores	451	January 2004
General merchandise stores	452	January 2004
Miscellaneous store retailers	453	January 2004
Pipeline transportation of natural gas....	486210	June 2022
Internet service providers	518111	July 2005
Internet publishing and web search portals	519130	January 2010
Commercial banking	522110	January 2005
Savings institutions	522120	January 2005
Direct health and medical insurance carriers	524114	July 2004

Title	Code	PPI Detailed Report Issue
NAICS		
Construction, mining, and forestry machinery and equipment rental and leasing	532412	January 2005
Management consulting services	541610	January 2007
Security guards and patrol services	561612	July 2005
Offices of dentists	621210	January 2011
Blood and organ banks	621991	January 2007
Amusement and theme parks	713110	July 2006
Golf courses and country clubs	713910	July 2006
Fitness and recreational sports centers .	713940	July 2005
Commercial machinery repair and maintenance.....	811310	July 2007

Weights

Weights for most commodity groupings of the PPI, as well as, weights for commodity-based aggregate indexes calculated from commodity groupings, such as FD-ID indexes, currently reflect 2017 values of shipments as reported in the *Census of Manufactures* and other sources. From January 2018 to December 2022, PPI weights were derived from 2012 shipment values. Industry indexes now are calculated under the 2022 NAICS structure utilizing 2017 value of shipment weights and 2012 net output ratios. The periodic update of the value weights used to calculate the PPI is done to more accurately reflect changes in production and marketing patterns in the economy.

Net output values of shipments are used as weights for industry indexes. Net output values refer to the value of shipments from establishments within the industry to buyers outside the industry. However, weights for commodity indexes are based on gross shipment values, including values of shipments between establishments within the same industry. As a result, broad commodity grouping indexes, such as the PPI for All Commodities (which is composed of major commodity groupings 01 through 15), are affected by the multiple counting of price change at successive stages of processing, which can lead to exaggerated or misleading signals about inflation. The intermediate demand by commodity type FD-ID indexes partially correct for this defect, but industry indexes, final demand FD-ID indexes, and intermediate demand by production flow FD-ID indexes consistently correct for this at all levels of aggregation. Therefore, industry and FD-ID indexes are more appropriate than broad commodity groupings for analysis of general price trends.

Price Index Reference Base

Effective with publication of January 1988 data, many important PPI series (including most commodity groups and individual items) were placed on a new reference base, 1982 = 100. From 1971 through 1987, the standard reference base for most PPI series was 1967 = 100. Except for rounding differences, the shift to the new reference base did not alter any previously published percent changes for affected PPI series. (See “Calculating Index Changes,” below.) The 1982

reference base is not used for commodity indexes with a base later than December 1981 or for industry net output indexes and their products. The FD-ID indexes typically have a reference base of November 2009 = 100.

For further information on the underlying concepts and methodology of the Producer Price Index, see chapter 14, “Producer Prices,” in the *BLS Handbook of Methods*. This chapter can be downloaded from the BLS Web site at www.bls.gov/opub/hom/homch14.htm.

Calculating Index Changes

Each PPI measures price changes from a reference period that equals 100.0. An increase of 5.5 percent from the reference period in the Final Demand Goods Price Index, for example, is shown as 105.5. This change also can be expressed in dollars, as follows: prices received by domestic producers of a sample of final demand goods have risen from \$100 in November 2009 to \$105.50. Likewise, a current index of 90.0 would indicate that prices received by producers of final demand goods are 10 percent lower than they were in November 2009.

Movements of price indexes from one month to another are usually expressed as percent changes, rather than as changes in index points. Index point changes are affected by the level of the index in relation to its base period, whereas percent changes are not. The following example shows the computation of index point and percent changes.

Index point change

Final Demand Goods Price Index	107.5
Less previous index	104.0
Equals index point change	3.5

Index percent change

Index point change	3.5
Divided by the previous index	104.0
Equals	0.034
Result multiplied by 100	0.034 x 100
Equals percent change	3.4

Seasonally Adjusted and Unadjusted Data

Because price data are used for different purposes by different groups, BLS publishes seasonally adjusted and unadjusted changes each month. Seasonally adjusted data are preferred for analyzing general price trends in the economy because these data eliminate the effect of changes that normally occur at about the same time, and in about the same magnitude, every year—such as price movements resulting from normal weather patterns, regular production and marketing cycles, model changeovers, seasonal discounts, and holidays. For these reasons, seasonally adjusted data more clearly reveal underlying trends. Unadjusted data are of primary interest to users who need information that can be related to actual dollar values of transactions. Individuals requiring this information include marketing specialists, purchasing agents, budget and cost analysts, contract specialists, and commodity traders. It is the unadjusted data

that are generally cited when escalating long-term contracts such as purchasing agreements or real estate leases. For more information, see *Price Adjustment Guide for Contracting Parties*, on the Web at: www.bls.gov/ppi/publications/price-adjustment-guide-for-contracting-parties.htm.

Seasonal adjustment is accomplished using X-13 ARIMA, a software package published by the U.S. Census Bureau. Each year, the seasonal status of most commodity indexes is reevaluated to reflect more recent price behavior. Industry net output indexes are not seasonally adjusted. For time series that exhibit seasonal pricing patterns, new seasonal factors are estimated and applied to the unadjusted data from the prior 5 years. Updated seasonally adjusted indexes replace the most recent 5 years of seasonal data.

Seasonal factors may be applied to series using either a direct or an aggregative method. Generally, commodity indexes are seasonally adjusted using direct seasonal adjustment, which produces a more complete elimination of seasonal movements than does the aggregative method. However, the direct seasonal adjustment process may not yield figures that possess additive consistency. Thus, a seasonally adjusted index for a broad category that is directly adjusted may not be logically consistent with all seasonally adjusted indexes for its components. Seasonal movements for FD-ID indexes are derived indirectly through an aggregative method that combines movements of a wide variety of subproduct class (six-digit) series.

Seasonally adjusted indexes can become problematic when previously stable and predictable price patterns abruptly change. If the new pattern persists, the seasonal adjustment method will eventually reflect it; if the pattern keeps shifting, however, seasonally adjusted data will become chronically troublesome. This problem occurs relatively infrequently for farm and food-related products, but has more often affected manufactured products such as automobiles and steel.

Since January 1988, the PPI has used Intervention Analysis Seasonal Adjustment methods to enhance the calculation of seasonal factors. With this technique, outlier values that may distort the seasonal pattern are removed from the data prior to applying the standard seasonal factor estimation procedure. For example, a possible economic cause for large price movements for petroleum-based products might have been the COVID-19 pandemic. In this case, intervention techniques allowed for better estimates of seasonally adjusted data. On the whole, very few series have required intervention. Out of over 400 seasonally adjusted commodity series, 69 were subject to intervention in 2023.

For more information relating to seasonal adjustment methods, see “PPI and CPI Seasonal Adjustment: an Update” in the July 2010 *Monthly Labor Review*, and “PPI and CPI Seasonal Adjustment During the COVID-19 Pandemic” in the May 2022 *Monthly Labor Review*.

Producer Price Index Data on the Internet

In 1995, the BLS began posting PPI series, news releases, and technical information to the internet. There were more than 13 million instances of PPI data being downloaded from the BLS website during 2022.

Retrieving PPI data from the PPI Web site

PPI data can be obtained online (www.bls.gov/ppi). On this page, under the tab labeled “Featured PPI databases” links provide the following methods of data retrieval:

- **Top Picks** is a form-based application for both Industry Data and Commodity Data that allows the user to quickly obtain PPI time series data by selecting the high-level aggregate and other commonly requested time series, including the All Commodities Index and the FD-ID indexes (for example, Final Demand). Within each list, any one—or all—of the time series shown can be selected. A user can modify the date range and output options after executing the query, using the reformat button above the data output table.
- **One-Screen Data Search and Multi-Screen Data Search** are form-based query applications for both Industry Data and Commodity Data designed for users unfamiliar with the PPI coding structure. These applications guide a user through the PPI classification by listing index titles and do not require knowledge of commodity or industry codes. Data retrieved are based on a query formulated by selecting data characteristics from lists provided. Two options are available to create customized tables, depending on a user’s browser capability. The one-screen option is a JavaScript application that uses a single screen to guide a user through the available time series data. The second option is a multiple-screen, non-Java-based application. Both methods allow a user to browse the PPI coding structure and select multiple series. Users can modify the date range and output options after executing the query using the reformat button above the data output table.
- **Series Report** is a form-based application that allows users to input multiple, formatted PPI time series identifiers (commodity or industry codes) as inputs in extracting data according to a specified set of date ranges and output options. This application provides the most efficient path for users who are familiar with the format of PPI time series identifiers. There are five alphabetic prefixes used to create unique PPI time series identifiers: WP, WD, PC, PD, and ND. Each provides the user access to a different PPI database. Adding either a “u” (not seasonally adjusted) or an “s” (seasonally adjusted) to the end of these prefixes further specifies the type of data needed.

EXAMPLES

For commodity and FD-ID indexes, series identifiers combine a “wpu” prefix (not seasonally adjusted) or a “wps” prefix (seasonally adjusted) with a commodity code.

<u>Commodity code</u>	<u>Provides data for:</u>
wps141101	Passenger cars, seasonally adjusted
wpu141101	Passenger cars, not seasonally adjusted
wpufd4	Final demand, not seasonally adjusted
wpsid63	Services for intermediate demand, seasonally adjusted

For discontinued commodity indexes, series identifiers combine a “wdu” prefix (not seasonally adjusted) or a “wds” prefix (seasonally adjusted) with a commodity code.

<u>Commodity code</u>	<u>Provides data for:</u>
wds019	Other farm products, seasonally adjusted
wdu0635	Preparations, ethical (prescription), not seasonally adjusted
wdusi138011	Stainless steel mill products, not seasonally adjusted

Current price indexes grouped by industry according to NAICS have series identifiers that begin with the prefix “pcu.” After the prefix, there are 12 digits (the 6-digit industry code is listed twice) followed by up to 7 alphanumeric characters identifying product detail. Dashes are used as placeholders for higher-level industry group codes.

<u>Industry-product code, current NAICS series</u>	<u>Provides data for:</u>
pcu325---325---	Chemical manufacturing
pcu336110336110	Automobile and light duty motor vehicle manufacturing
pcu621111621111411	Offices of physicians, one- and two-physician practices and single-specialty group practices, general/family practice

Discontinued industry-product codes based on SIC combine a “pdu” prefix and “#” between the fourth and fifth characters of the product code. Series identifiers for the discontinued dataset use underscores as placeholders to complete a reference to an SIC industry group code of fewer than four digits. (All PPI industry-based indexes organized by SIC were discontinued with the introduction of NAICS in 2004.)

<u>Industry-product code, discontinued SIC series</u>	<u>Provides data for:</u>
pdu28_#	Chemicals and allied products
pdu331_#	Blast furnaces, steel works, and rolling and finishing mills
pdu3711#111	Passenger cars

Price indexes for discontinued series grouped by industry according to NAICS have identifiers that begin with the prefix “ndu”. After the prefix, there are 12 numeric digits (the 6-digit industry code is listed twice), and up to 7 additional alphanumeric characters that identify product detail. Dashes are used as placeholders for higher-level group codes.

*Industry-product code,
discontinued NAICS series*
ndu212231212231
ndu2122312122312
ndu212231212231214

Provides data for
Lead and zinc ore mining
Lead, zinc concentrates
Lead concentrates

- **Text Files** are best suited for users requiring access to either a large volume of time series data or other PPI-related documentation, such as seasonal factor tables and relative importance tables. The text files can be accessed at download.bls.gov/ or directly from links on the “PPI Databases” page or the PPI homepage. Data and documentation available for download include the following:

Industry Data	<u>Directory:</u> /pub/time.series/pc
Industry Data - Discontinued (NAICS basis)	/pub/time.series/nd
(SIC basis)	/pub/time.series/pd
Commodity Data (incl. FD-ID)	/pub/time.series/wp
Commodity Data – Discontinued	/pub/time.series/wd
Special requests	/pub/special.requests/ppi

Additional information

The PPI homepage (www.bls.gov/ppi) contains additional information regarding PPI data and methodology. The “PPI Publications” section of the homepage provides PPI news releases, both current and archived, as well as general PPI information. The “PPI Tables” section provides relative importance and seasonal factor tables. The remaining sections offer special notices and publications pertaining to PPI methodology and applications.

For questions or comments regarding PPI data classification, methodology, or data availability on the Internet, call or e-mail the Section of Index Analysis and Public Information at (202) 691-7705 or ppi-info@bls.gov. If you are deaf, hard of hearing, or have a speech disability, please dial 7-1-1 to access telecommunications relay services.